Summary Data
For
PS-2G18G-360-8D

Customer: _____ **Tested By:** C. Ertter

SO No: _____ **Temperature:** +25°C

Model No: PS-2G18G-360-8D **Date** 2/7/2022

Serial No: PL35546/2206 **Drawing No:** 27628973 **Rev:** 1

TEST ITEM NO	PARAMETERS	SPECIFIED VALUE	TEST RESULTS	QA QC
1	Frequency Range	2.0 GHz to 18.0 GHz	**2.0 GHz to 18.0 GHz**	PMI QA 2
2	Phase Range	360°	**360°**	
3	Insertion Loss	18 dBm MAX	**16.19 dB**	
4	VSWR	2.2:1 MAX	**1.96:1**	
5	Amplitude Variation Vs. Phase (PM/AM)	±3.5 dB TYP.	**±1.31 dB**	
6	Phase vs. Frequency	±15.0° TYP.	**±9.61°**	
7	Control Logic	8 BIT TTL Compatible	**Verified**	
8	Control Slopes	Linear	**Verified**	
9	Switching Speed	500 nSec MAX.	**410 nsec TYP (See Typical Characteristics)**	
10	Power Supply	+12 to +15V @ 100 mA -12 to -15V @ 100 mA	**+15 @ 50 mA** **-15 @ 80 mA**	PMI QA 2

*Measured at 0 dBm Input Power

QA Signature: _____ PMI QA 2 **Date:** 2/7/2022

7311-F Grove Road Frederick, MD 21704 USA
Phone: (301)662-5019 Fax: (301)662-1731
Website: www.pmi-rf.com Email: sales@pmi-rf.com

Summary Data
For
PS-2G18G-360-8D

PL35546/2206

Phase State Legend

Phase 0 (0 °)	Phase 1 (11.25 °)	Phase 2 (22.5 °)	Phase 3 (33.75 °)
Phase 4 (45 °)	Phase 5 (56.25 °)	Phase 6 (67.5 °)	Phase 7 (78.75 °)
Phase 8 (90 °)	Phase 9 (101.25 °)	Phase 10 (112.5 °)	Phase 11 (123.75 °)
Phase 12 (135 °)	Phase 13 (146.25 °)	Phase 14 (157.5 °)	Phase 15 (168.75 °)
Phase 16 (180 °)	Phase 17 (191.25 °)	Phase 18 (202.5 °)	Phase 19 (213.75 °)
Phase 20 (225 °)	Phase 21 (236.25 °)	Phase 22 (247.5 °)	Phase 23 (258.75 °)
Phase 24 (270 °)	Phase 25 (281.25 °)	Phase 26 (292.5 °)	Phase 27 (303.75 °)
Phase 28 (315 °)	Phase 29 (326.25 °)	Phase 30 (337.5 °)	Phase 31 (348.75 °)

7311-F Grove Road Frederick, MD 21704 USA
Phone: (301)662-5019 Fax: (301)662-1731
Website: www.pmi-rf.com Email: sales@pmi-rf.com

Summary Data
For
PS-2G18G-360-8D

PL35546/2206

Insertion Loss Vs. Frequency

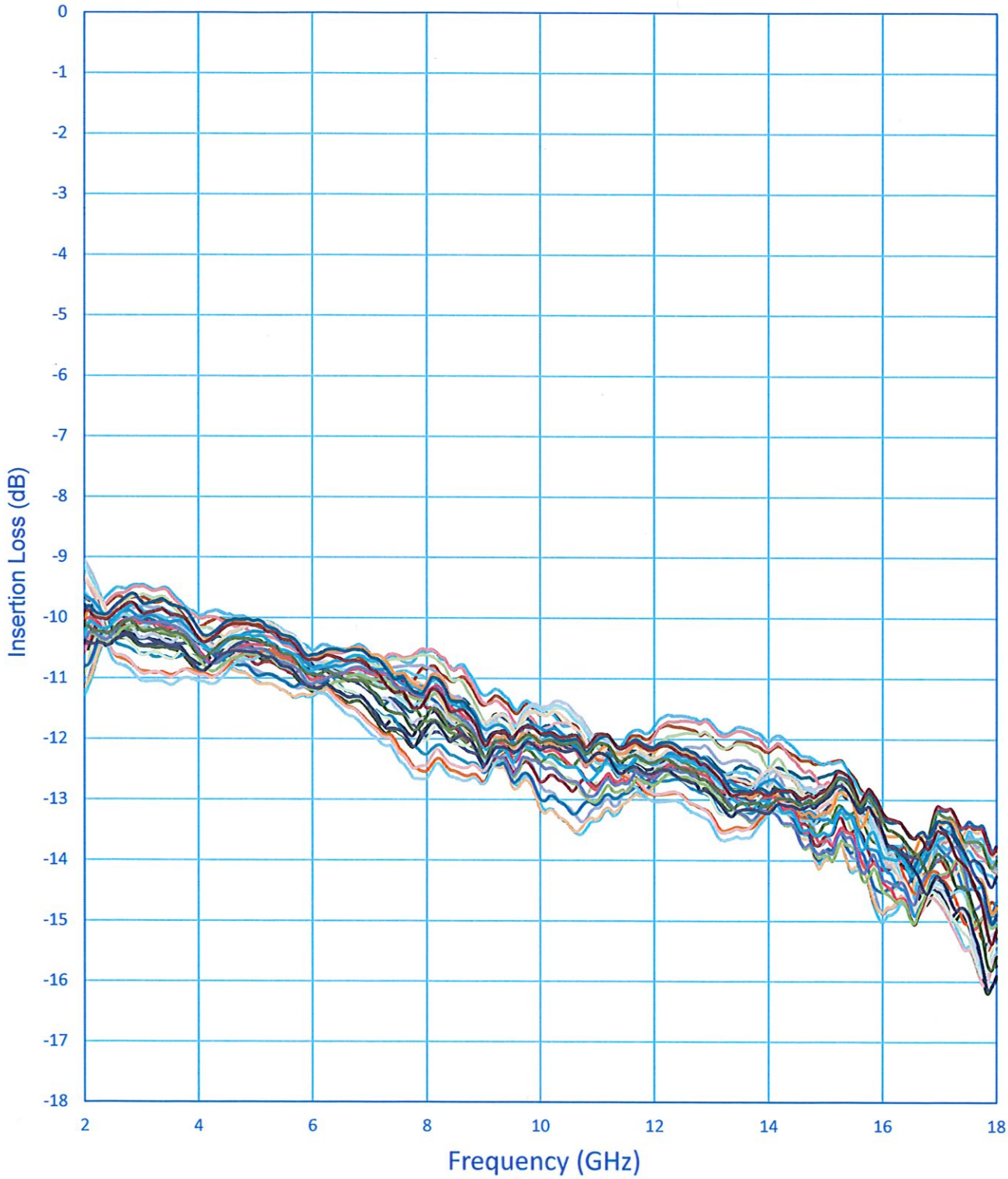

7311-F Grove Road Frederick, MD 21704 USA
Phone: (301)662-5019 Fax: (301)662-1731
Website: www.pmi-rf.com Email: sales@pmi-rf.com

Summary Data
For
PS-2G18G-360-8D

PL35546/2206

Amplitude Vs. Frequency
(PM/AM)

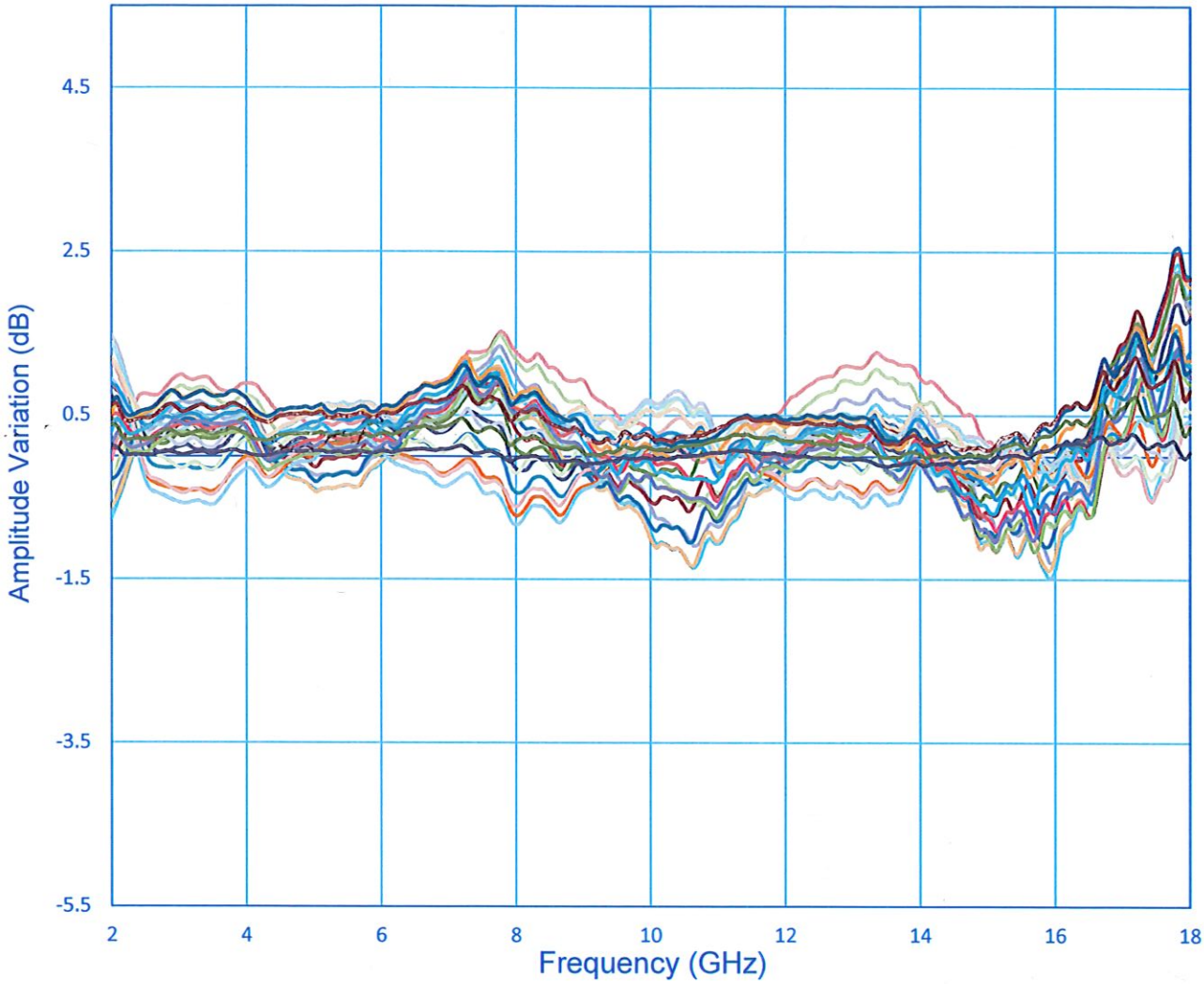

Maximum Amplitude Variation From Center
(All Phase States) Vs. Frequency (PM/AM)

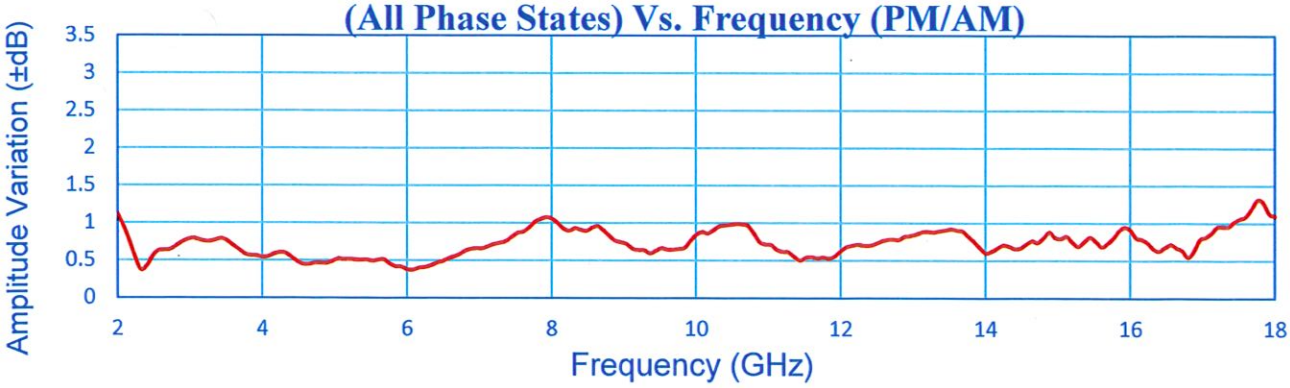

7311-F Grove Road Frederick, MD 21704 USA
Phone: (301)662-5019 Fax: (301)662-1731
Website: www.pmi-rf.com Email: sales@pmi-rf.com

Summary Data
For
PS-2G18G-360-8D

PL35546/2206

Input Return Loss Vs. Frequency

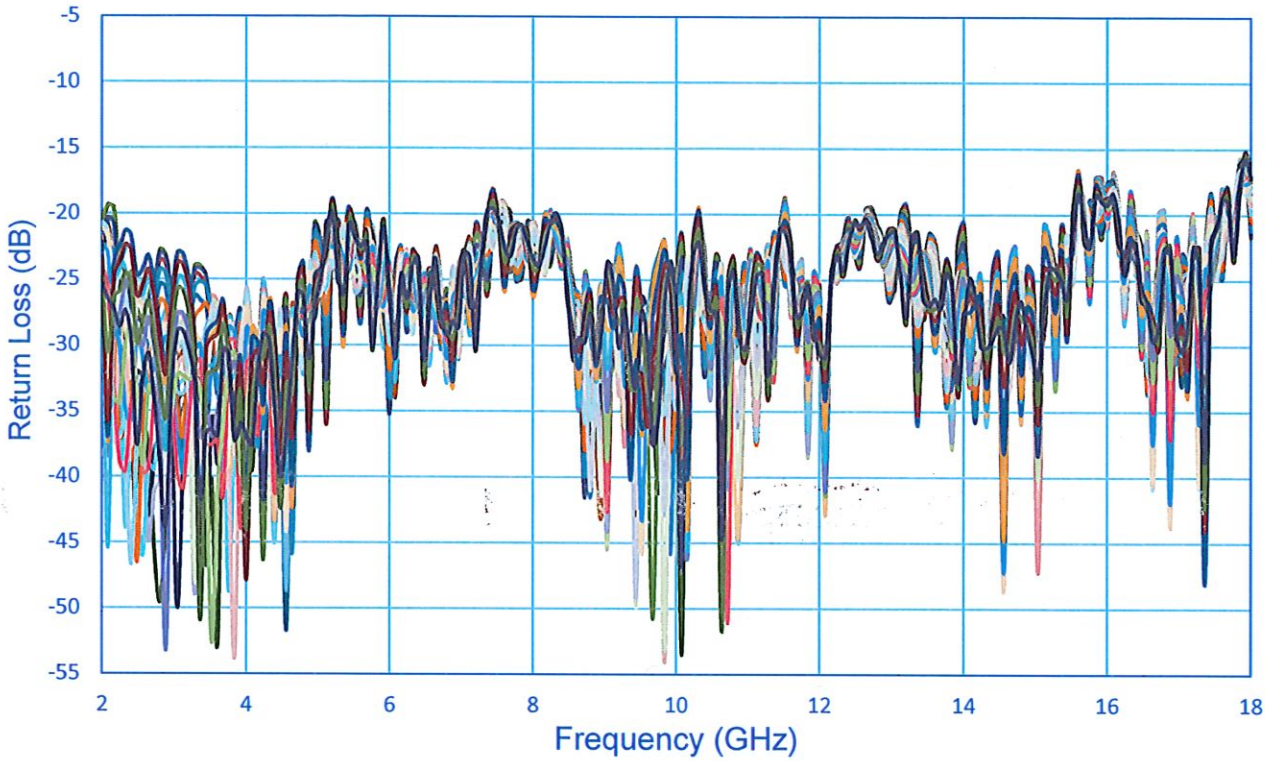

Output Return Loss Vs. Frequency

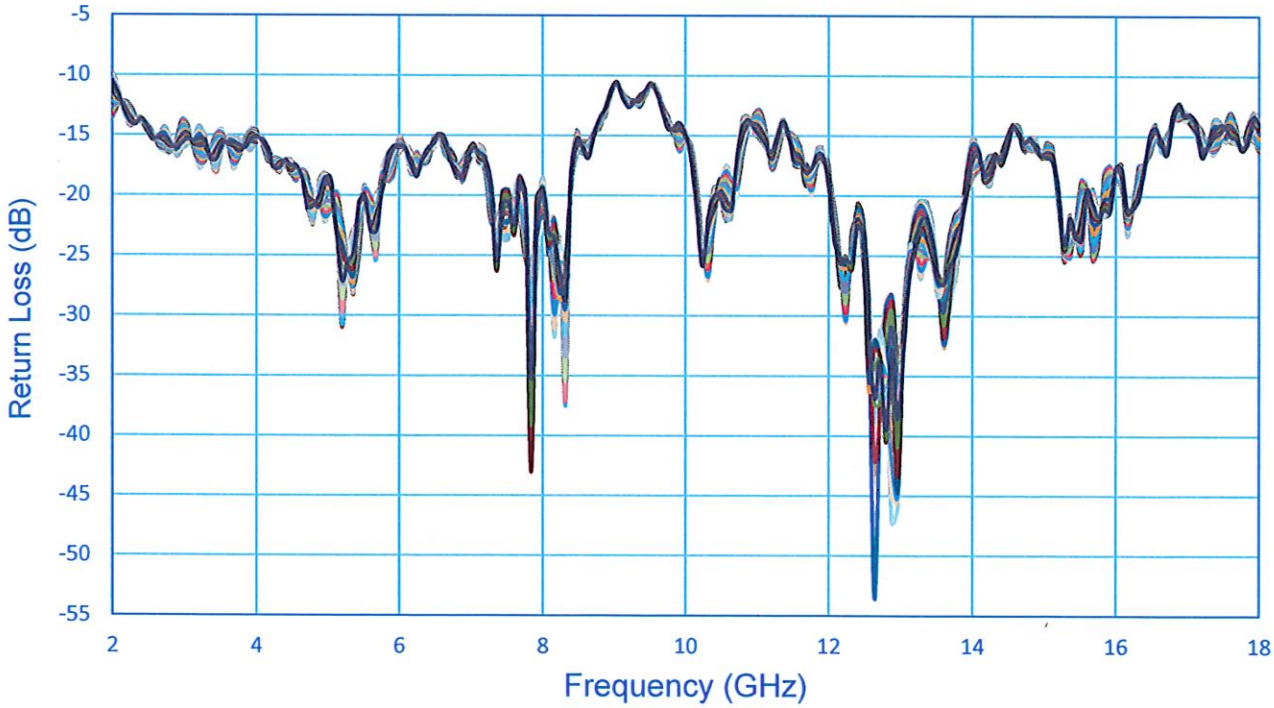

7311-F Grove Road Frederick, MD 21704 USA
Phone: (301)662-5019 Fax: (301)662-1731
Website: www.pmi-rf.com Email: sales@pmi-rf.com

Summary Data
For
PS-2G18G-360-8D

PL35546/2206

Phase Vs. Frequency

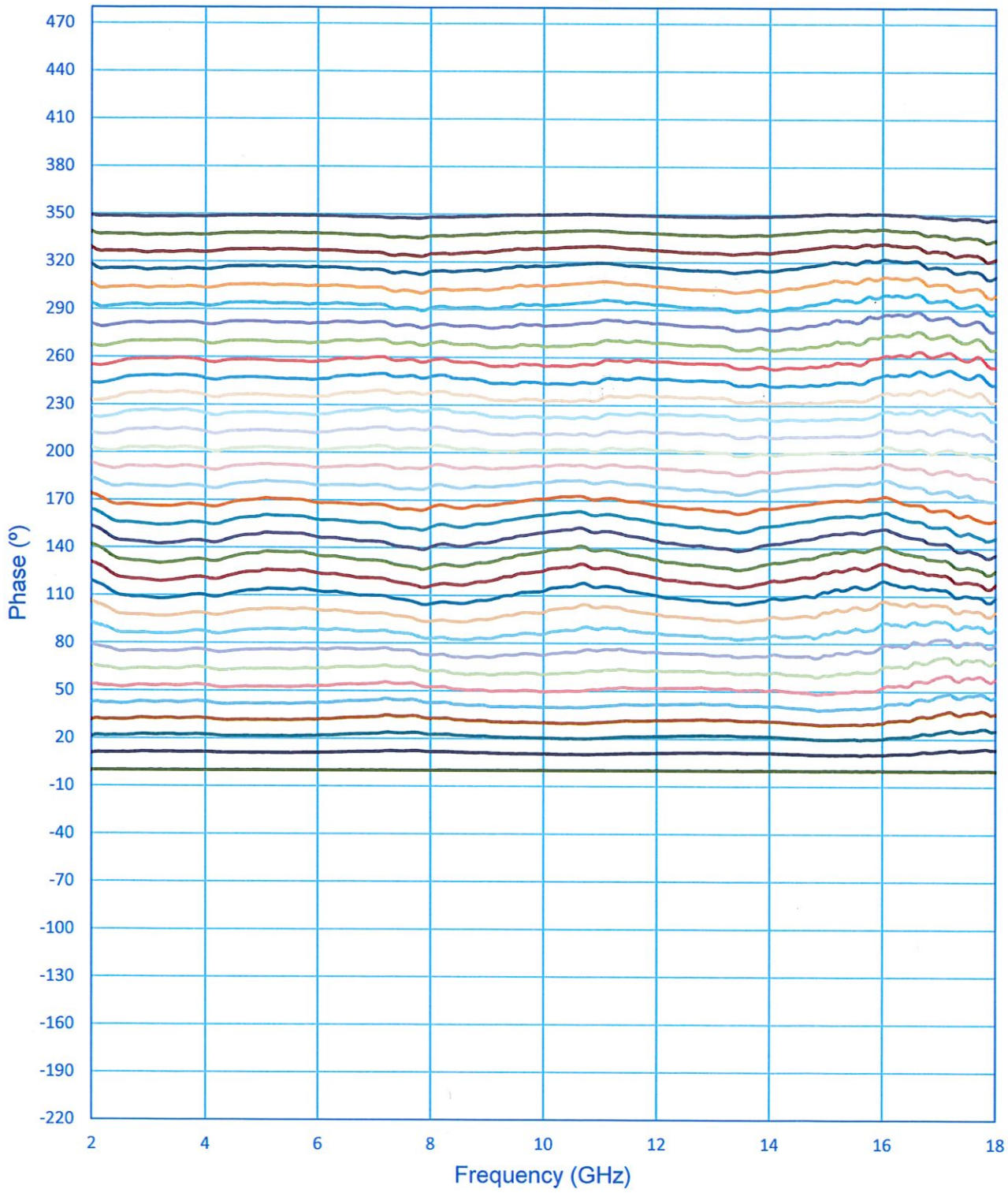

7311-F Grove Road Frederick, MD 21704 USA
Phone: (301)662-5019 Fax: (301)662-1731
Website: www.pmi-rf.com Email: sales@pmi-rf.com

Summary Data
For
PS-2G18G-360-8D

PL35546/2206

Insertion Loss Vs. Phase
Insertion Loss = ((X^2)+(Y^2))^0.5

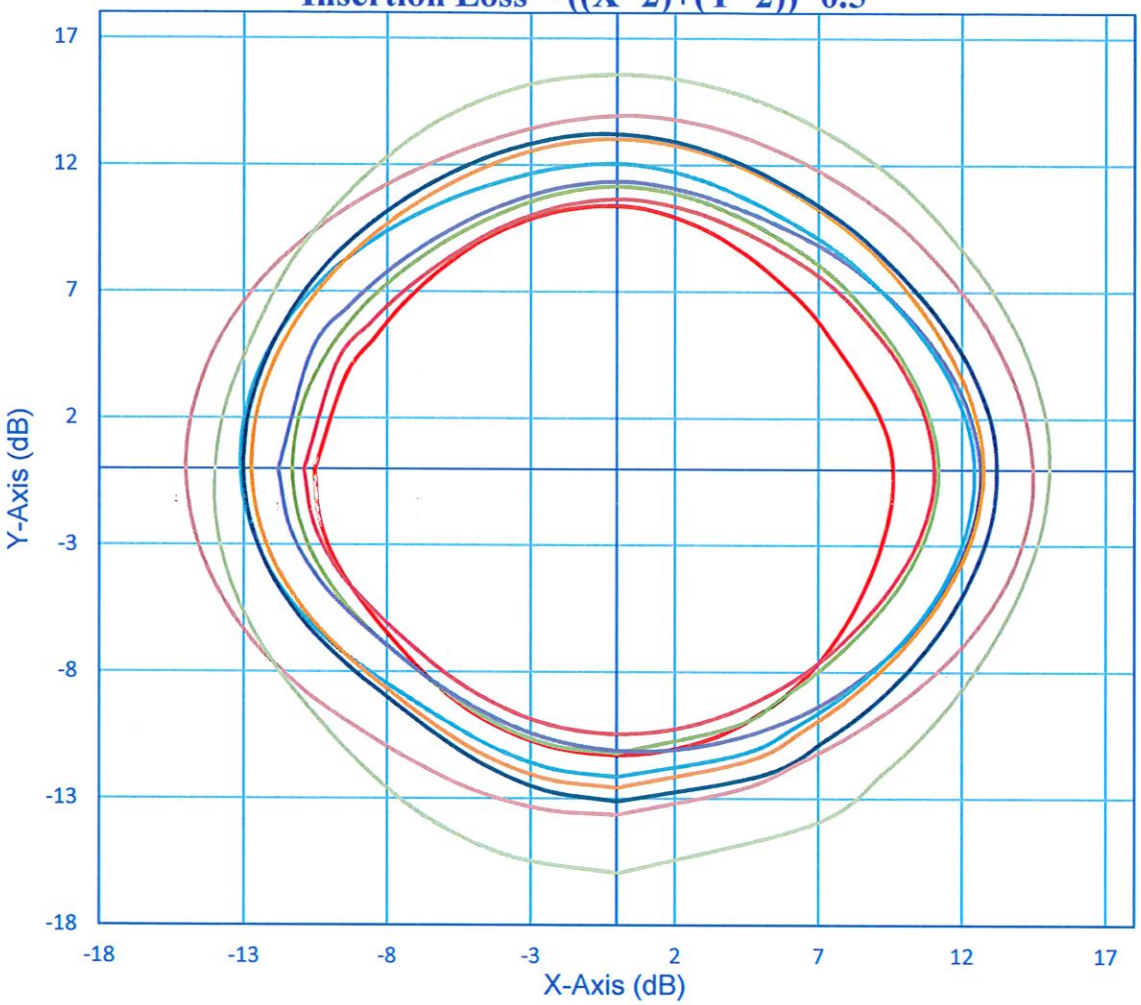

Amplitude Linearity Vs. Phase
(PM/AM)

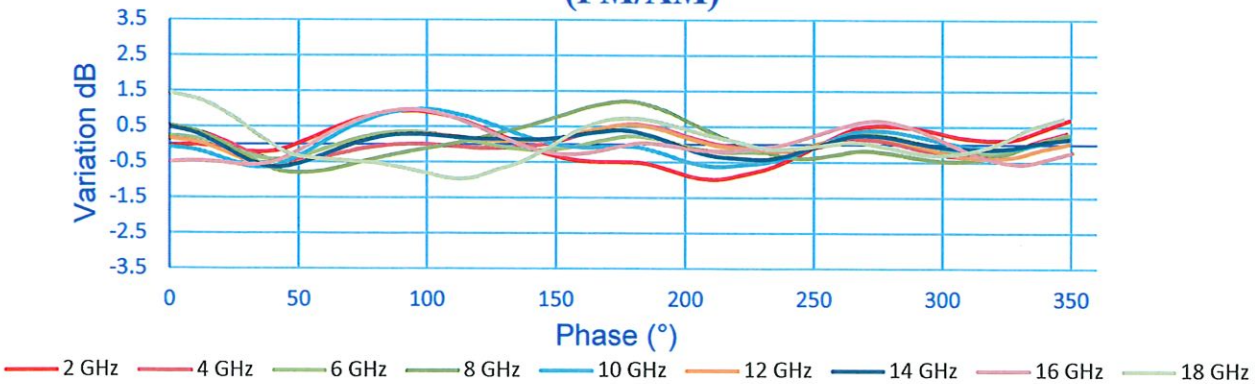

7311-F Grove Road Frederick, MD 21704 USA
Phone: (301)662-5019 Fax: (301)662-1731
Website: www.pmi-rf.com Email: sales@pmi-rf.com