



SUMMARY TEST DATA ON PEC-20M3G-8T-SFGM-LV

Customer: _____
 SO No: _____
 Model No: PEC-20M3G-8T-SFGM-LV
 Serial No: PL35767/2209

Tested By: C. Ertter
 Temperature: +25°C
 Date: 2/25/2022
 Drawing No: 27604819 Rev: A1

TEST ITEM NO.	PARAMETERS	SPECIFIED VALUE	TEST RESULTS	QA QC	
1	Frequency Range:	20 - 3000 MHz	20 - 3000 MHz	PMI QA 2	
2	Insertion Loss (Max):	0.02 - 1.0 GHz 2.0 dB Typ. 1.0 - 2.0 GHz 2.5 dB Typ. 2.0 - 3.0 GHz 4.0 dB Typ.	0.02 - 1.0 GHz 1.92 dB 1.0 - 2.0 GHz 2.1 dB 2.0 - 3.0 GHz 3.02 dB See Plot		
3	Isolation (Min):	0.02 - 1.0 GHz 70 dB Typ. 1.0 - 2.0 GHz 60 dB Typ. 2.0 - 3.0 GHz 50 dB Typ.	0.02 - 1.0 GHz 71 dB 1.0 - 2.0 GHz 81.1 dB 2.0 - 3.0 GHz 51.1 dB See Plot		
4	VSWR (Max):	0.02 - 1.0 GHz 1.8:1 Typ. 1.0 - 2.0 GHz 1.9:1 Typ. 2.0 - 3.0 GHz 2.0:1 Typ.	0.02 - 1.0 GHz 1.8:1 1.0 - 2.0 GHz 1.8:1 2.0 - 3.0 GHz 1.9:1 See Plot		
5	Input 1 dB Compression Point (Min/Typ):	0.02 - 1.0 GHz +23/25 dB 1.0 - 2.0 GHz +27/29 dB 2.0 - 3.0 GHz +30/32 dB	Pass See Typical Characteristics		
6	Amplitude Balance:	±0.25 dB Typ.	0.51 dB -0.51 dB See Plot		
7	Phase Balance:	±6.0 Degrees Typ.	4.4° -3.5° See Plot		
8	Video Transients:	Above 20 Mhz: -100 dBm Below 20 MHz: -75 dBm	Pass See Typical Characteristics		
9	DC Supply:	+5 VDC 450 mA Max. -12 VDC 350 mA Max.	+5 VDC @ 250 mA -12 VDC @ 300 mA		PMI QA 2

QA/QC Approval: _____

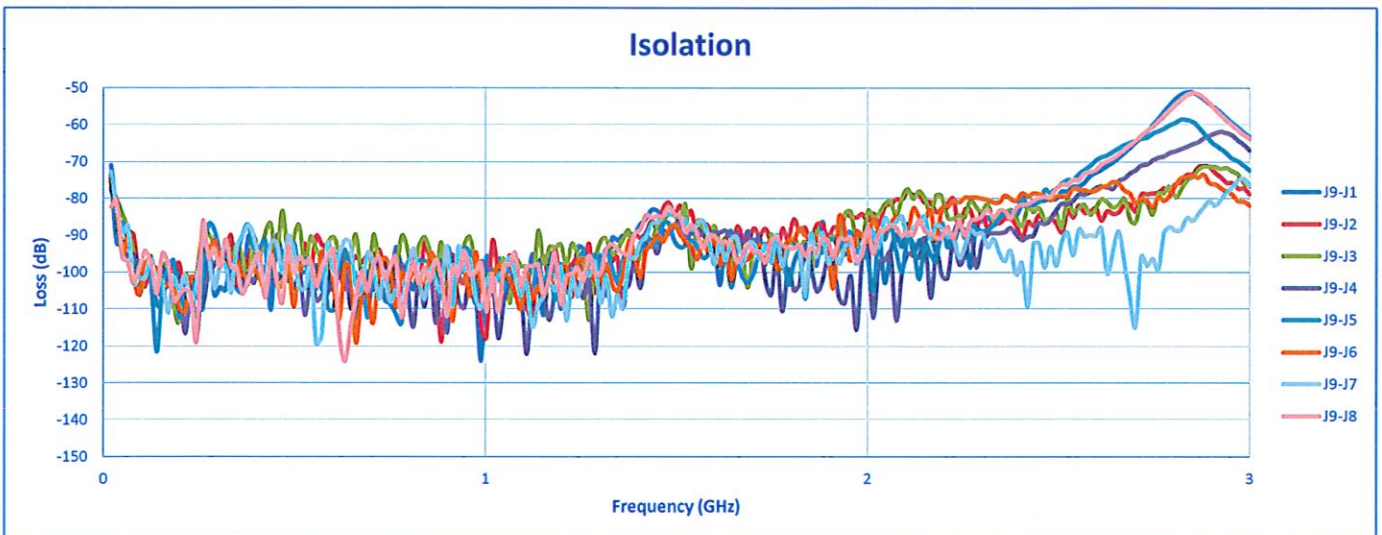
PMI
QA 2

Date: 2/28/2022



SUMMARY TEST DATA ON PEC-20M3G-8T-SFGM-LV

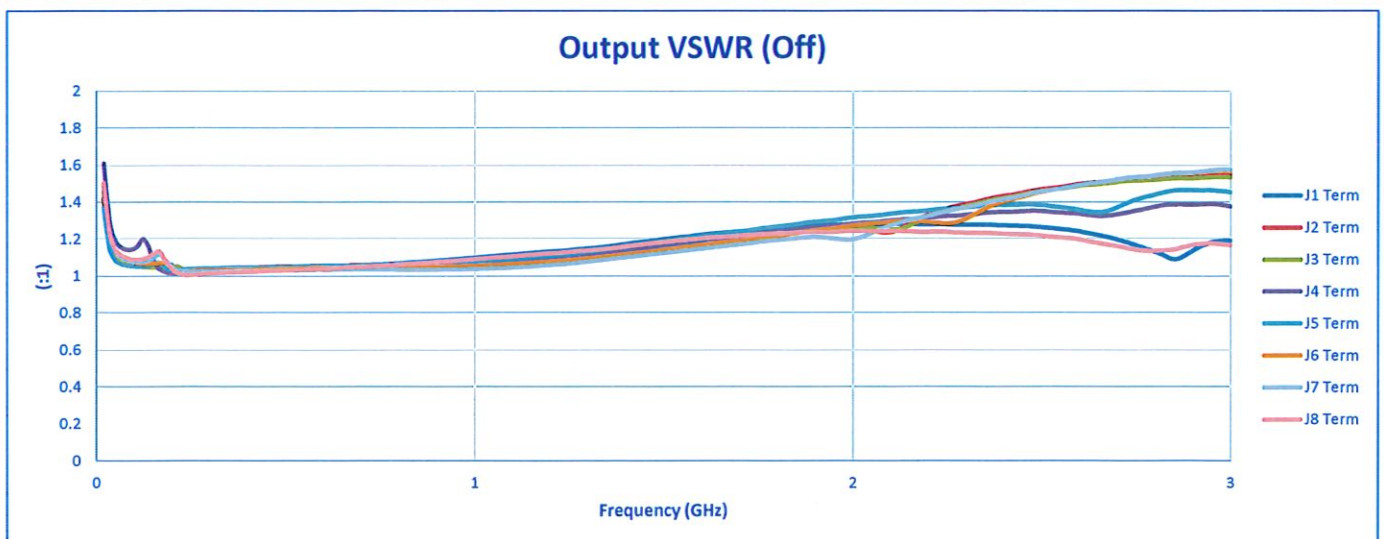
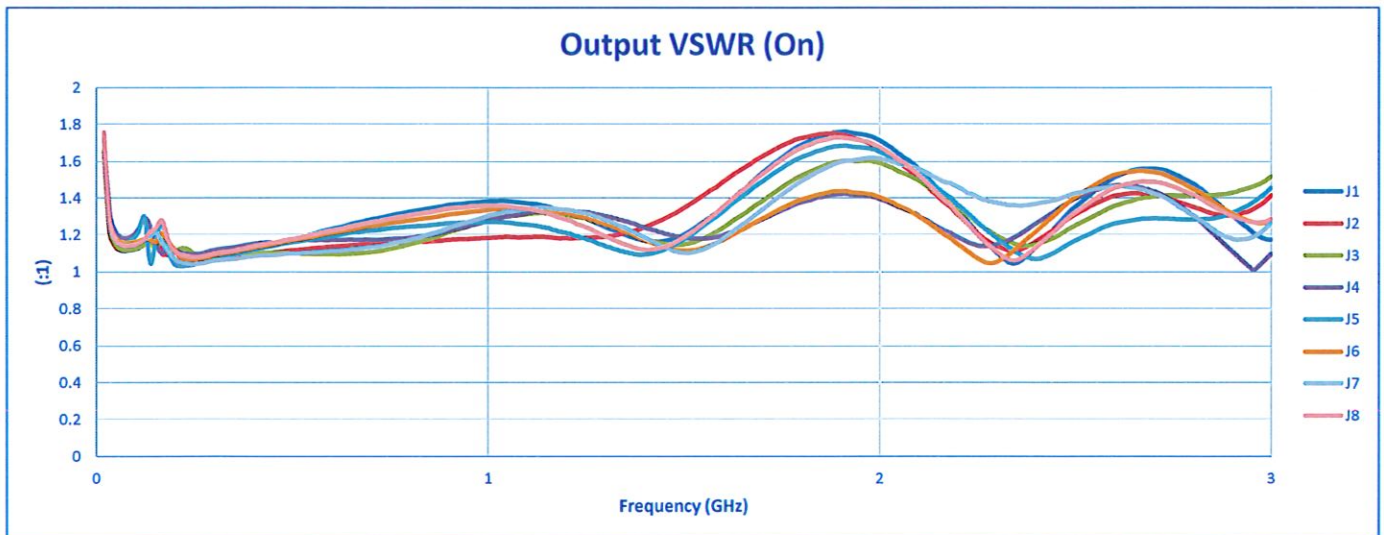
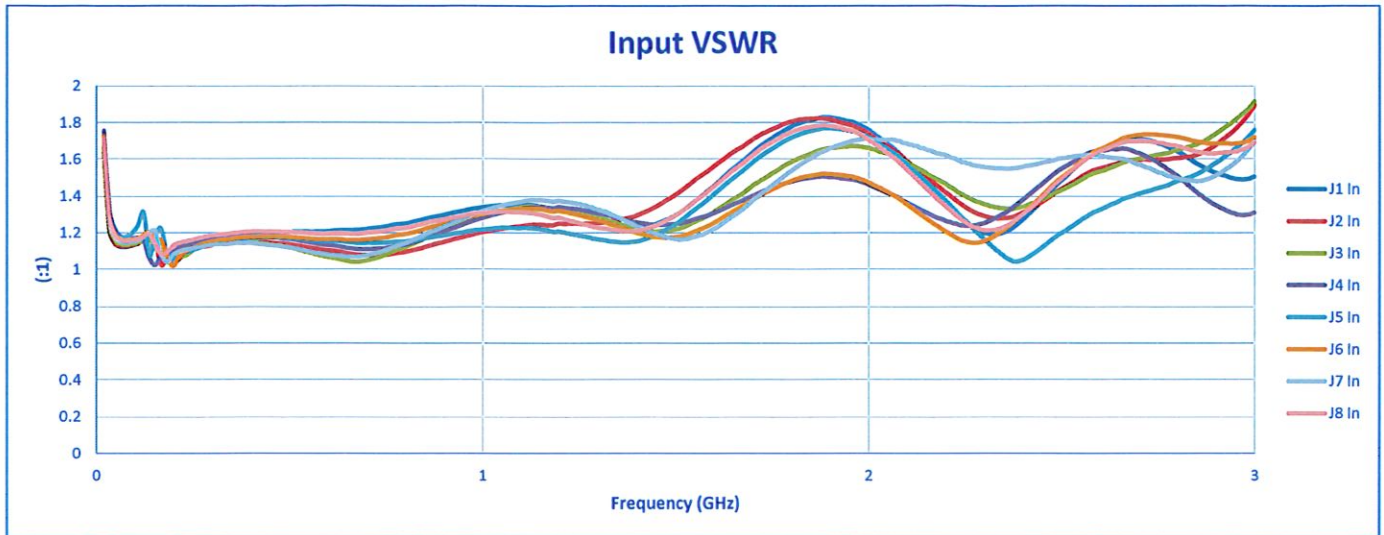
PL35767/2209





SUMMARY TEST DATA ON PEC-20M3G-8T-SFGM-LV

PL35767/2209





SUMMARY TEST DATA ON PEC-20M3G-8T-SFGM-LV

PL35767/2209

