SUMMARY TEST DATA
ON
LM-20M18G-100W-15DBM

Customer:
SO No:
Model No: LM-20M18G-100W-15DBM
Serial No: PL35878/2148

Tested By: A. Lopez
Temperature: 25 Degrees C
Date: 11/30/2021
Drawing No: 27438620 REV: A1

TEST. ITEM NO	PARAMETERS	SPECIFIED VALUE	Test Results	QA QC
1	Frequency Range:	20 MHz To 18 GHz	20 MHz To 18 GHz	PMI QA 2
2	Insertion Loss:	2.6 dB Max. @ -10 dBm Input	2.24 dB See Graph	
3	Input/Output VSWR:	2.0:1 Max. @ -10 dBm Input	1.99:1 See Graph	
4	Leakage:	+15 dBm Max. @100W CW	Pass See Typical Characteristics	
5	Recovery Time:	100 ns Typical	Pass See Typical Characteristics	
6	Max.CW Input Power:	100 Watt CW Max. @-55°C to +85°C	Pass See Typical Characteristics	
7	Max. Pulsed Peak Power Handling:	1KW Peak (0.1% Duty Cycle, 1µs Pulse Width)	Pass See Typical Characteristics	
8	Limiting Threshold (P1DB):	+5 dBm Min.	5 dB	PMI QA 2

QA/QC Approval: PMI QA 2 Date: 11/30/2021

7311-F Grove Road Frederick, MD 21704 USA Phone: (301)662-5019 Fax: (301)662-1731
Email: sales@pmi-rf.com

SUMMARY TEST DATA
ON
LM-20M18G-100W-15DBM

PL35878/2148

Insertion Loss

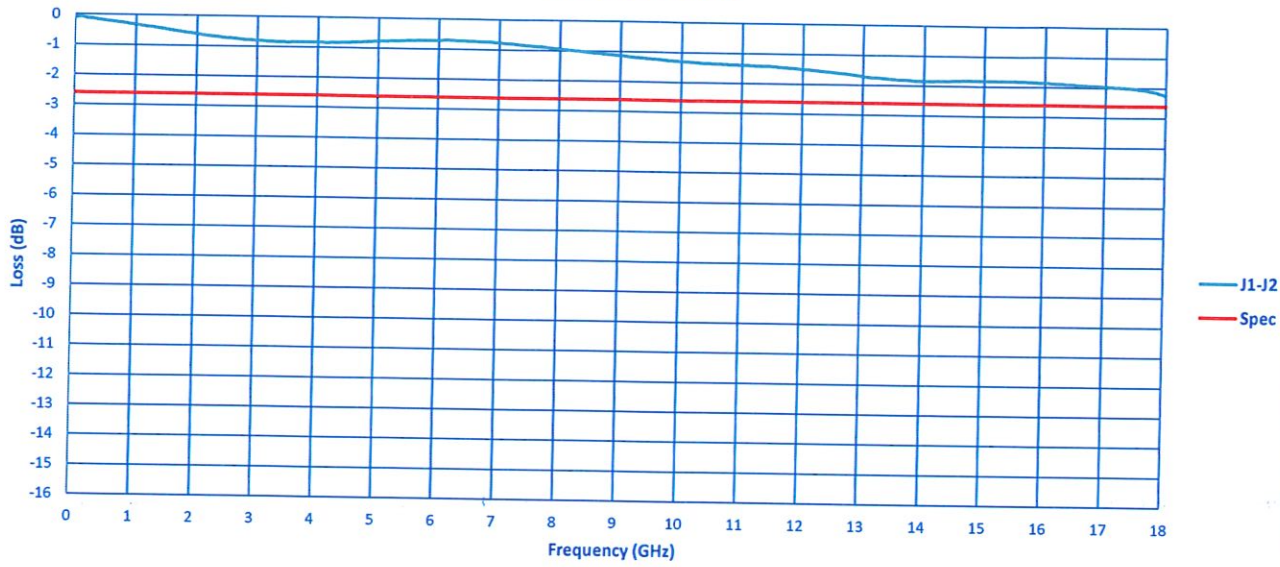

VSWR

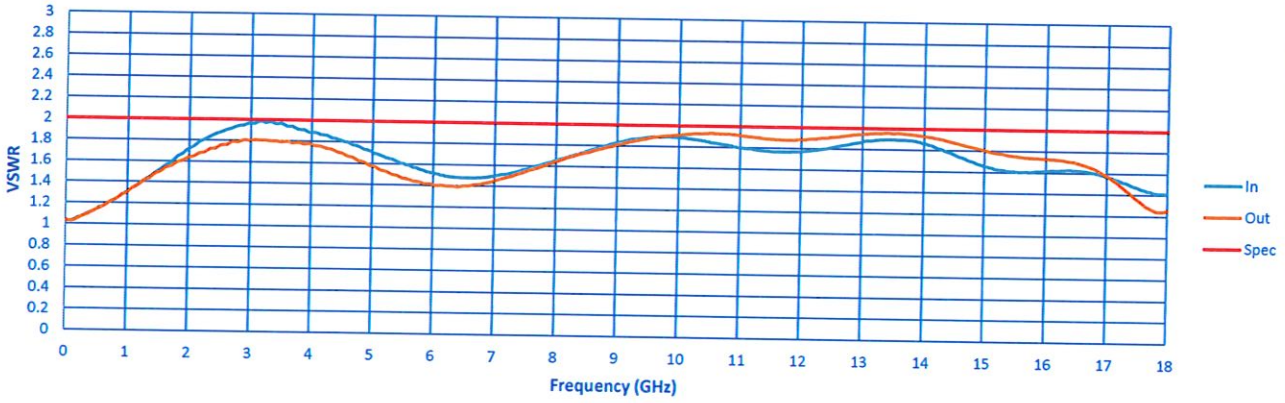

Limiter Response with Frequency

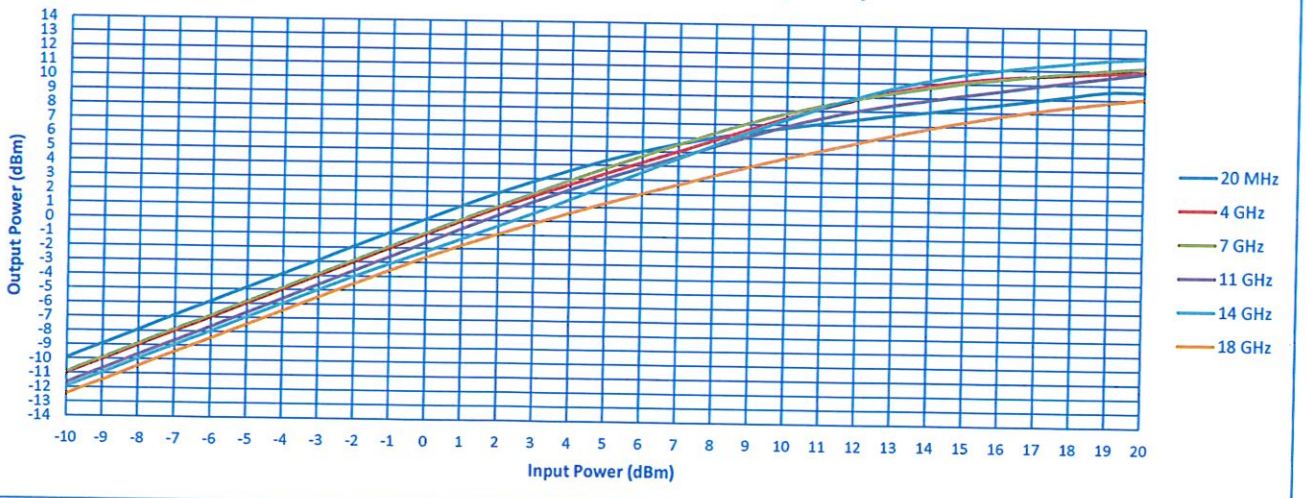

7311-F Grove Road Frederick, MD 21704 USA Phone: (301)662-5019 Fax: (301)662-1731
Email: sales@pmi-rf.com