



## SUMMARY TEST DATA ON PEC-36-2G18G-4R5-27-15-SFF

Customer: \_\_\_\_\_  
 SO No: \_\_\_\_\_  
 Model No: PEC-36-2G18G-4R5-27-15-SFF  
 Serial No: PL35894/2210

Tested By: A. Lopez  
 Temperature: +25C  
 Date: 3/10/2022  
 Drawing No: 27624405 Rev: A1

TEST ITEM NO.	PARAMETERS	SPECIFIED VALUE	Test Results	QA QC	
1	Frequency Range:	2.0 GHz to 18.0 GHz	2.0 GHz to 18.0 GHz	PMI QA 2	
2	Gain:	36 dB Typical	36.1 dB See Graph		
3	Gain Flatness:	+/- 1.5 dB Typical	1.49 dB See Graph		
4	Noise Figure:	4.5 dB Typical 5.0 dB Max	Pass See Typical Characteristics		
5	OP1dB:	+26.5 dBm Min. +27.5 dBm Typical	28.26 dBm See Graph		
6	VSWR: (Input/Output)	2.0:1 Max.	1.75 :1 See Graph		
7	Impedance:	50 Ohms	Pass		
8	Input Power:	+20 dBm CW Max.	Pass See Typical Characteristics		
9	DC Voltage Supply: DC Current Draw:	+15VDC @ 850 mA Nominal	+15 VDC @ 690 mA		PMI QA 2

QA/QC Approval: \_\_\_\_\_

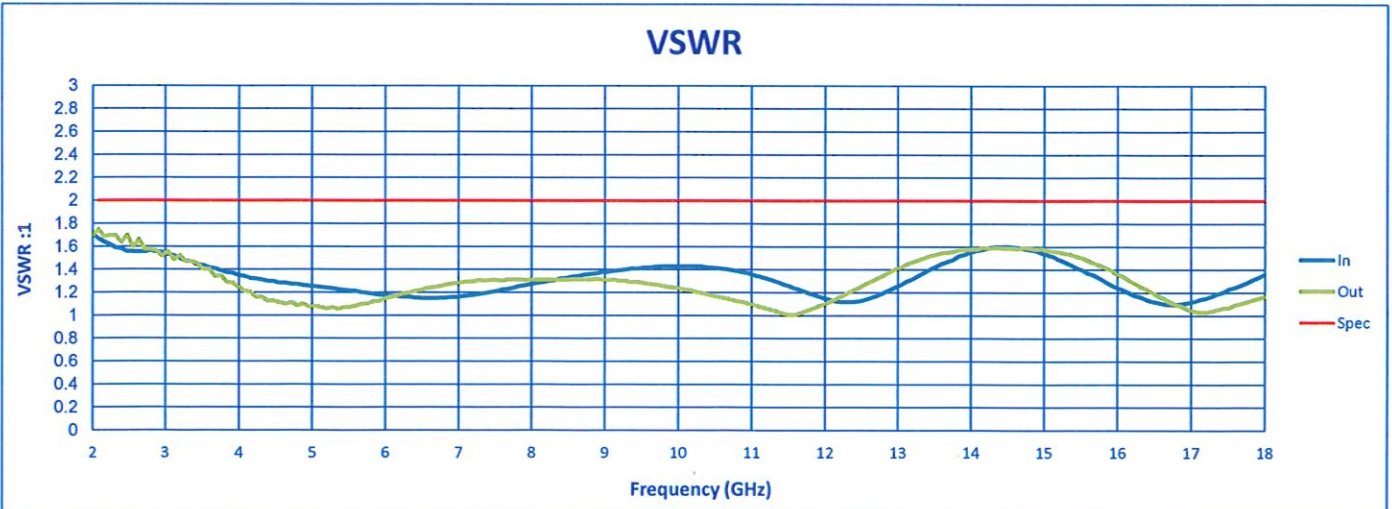
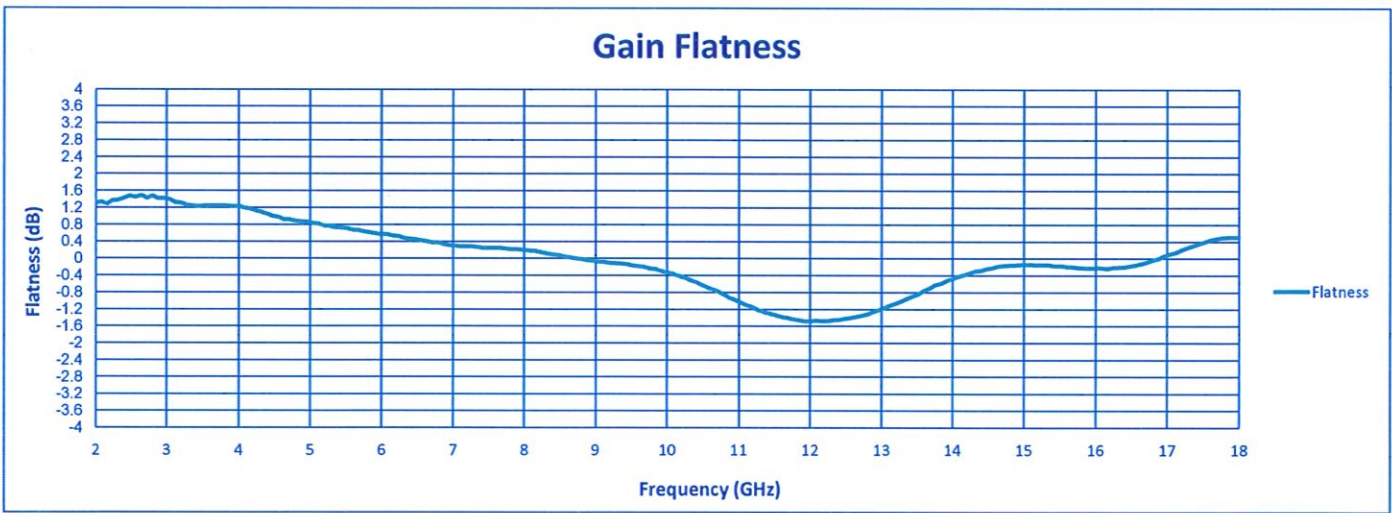
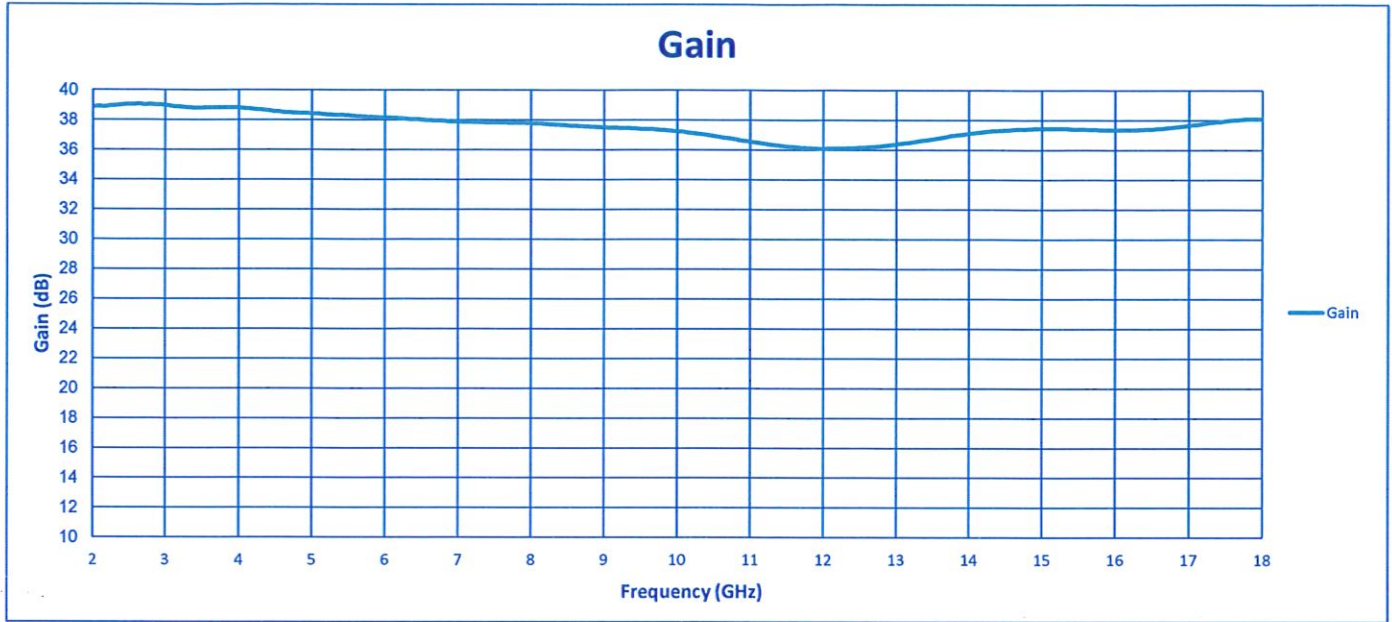
PMI  
QA 2

Date \_\_\_\_\_

3/11/2022



# SUMMARY TEST DATA ON PEC-36-2G18G-4R5-27-15-SFF





# SUMMARY TEST DATA ON PEC-36-2G18G-4R5-27-15-SFF

