



**SUMMARY TEST DATA
ON
PEC-36-2G18G-4R5-27-15-SFF**

Customer: _____
SO No: _____
Model No: PEC-36-2G18G-4R5-27-15-SFF
Serial No: PL35897/2210

Tested By: A. Lopez
Temperature: +25C
Date: 3/10/2022
Drawing No: 27624405 Rev: A1

TEST ITEM NO.	PARAMETERS	SPECIFIED VALUE	Test Results	QA QC	
1	Frequency Range:	2.0 GHz to 18.0 GHz	2.0 GHz to 18.0 GHz	PMI QA 2	
2	Gain:	36 dB Typical	35.3 dB See Graph		
3	Gain Flatness:	+/- 1.5 dB Typical	1.58 dB See Graph		
4	Noise Figure:	4.5 dB Typical 5.0 dB Max	Pass See Typical Characteristics		
5	OP1dB:	+26.5 dBm Min. +27.5 dBm Typical	27 dBm See Graph		
6	VSWR: (Input/Output)	2.0:1 Max.	1.76 :1 See Graph		
7	Impedance:	50 Ohms	Pass		
8	Input Power:	+20 dBm CW Max.	Pass See Typical Characteristics		
9	DC Voltage Supply: DC Current Draw:	+15VDC @ 850 mA Nominal	+15 VDC @ 710 mA		PMI QA 2

QA/QC Approval: _____

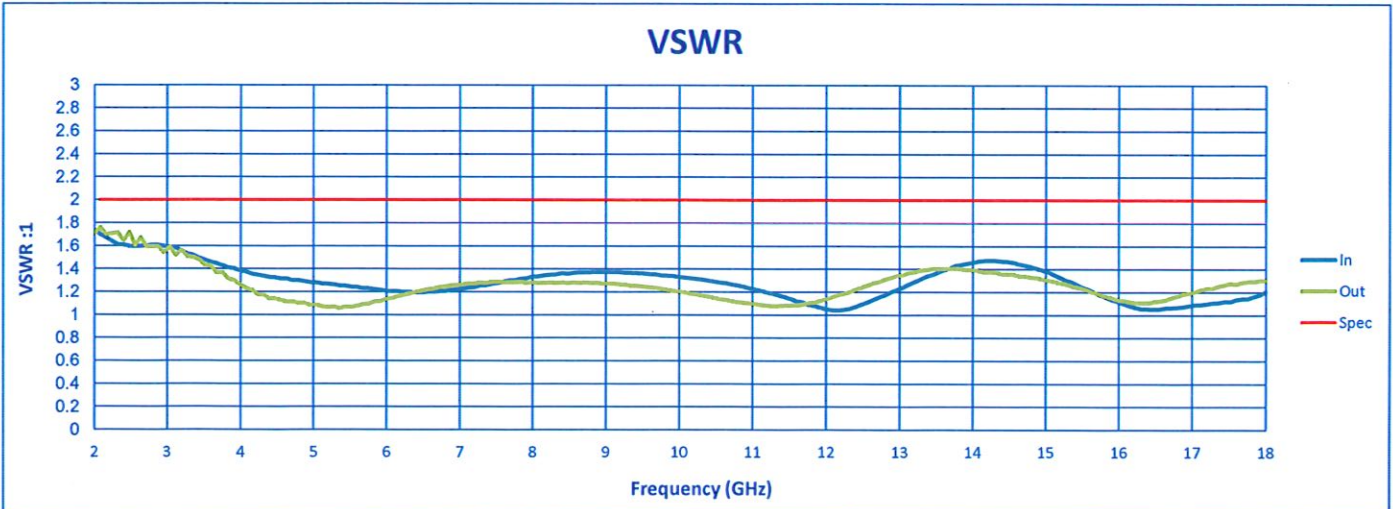
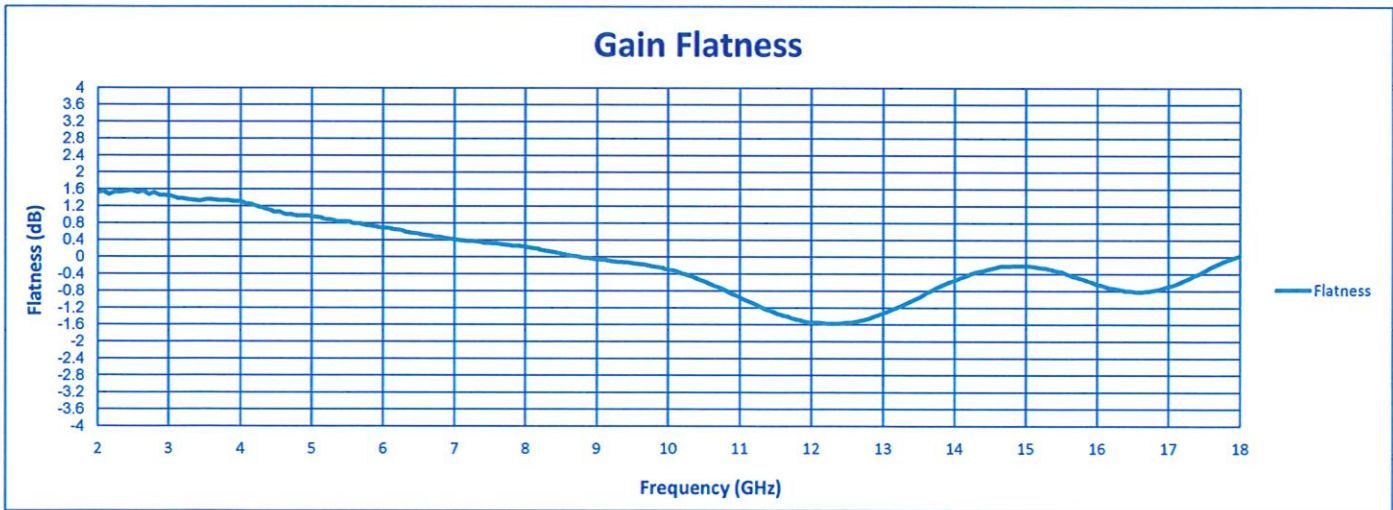
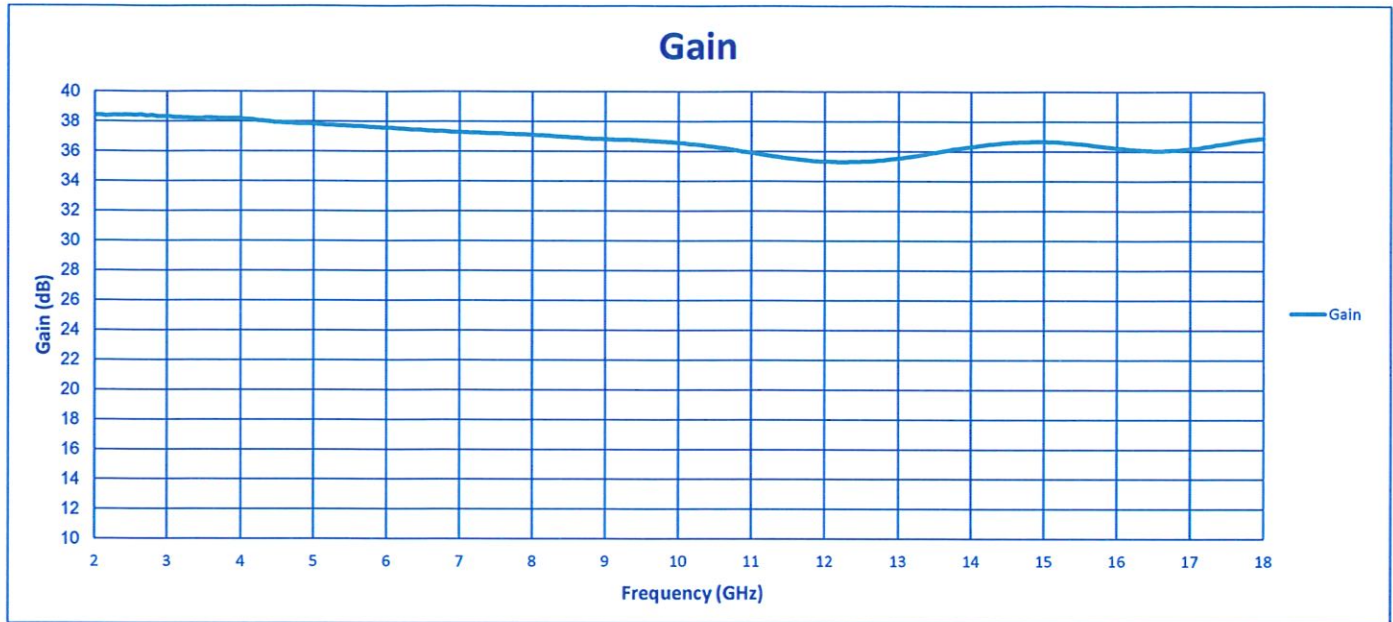
PMI
QA 2

Date _____

3/11/2022



SUMMARY TEST DATA ON PEC-36-2G18G-4R5-27-15-SFF





SUMMARY TEST DATA ON PEC-36-2G18G-4R5-27-15-SFF

