


**SUMMARY TEST DATA
ON
PEC-36-2G18G-4R5-27-15-SFF**

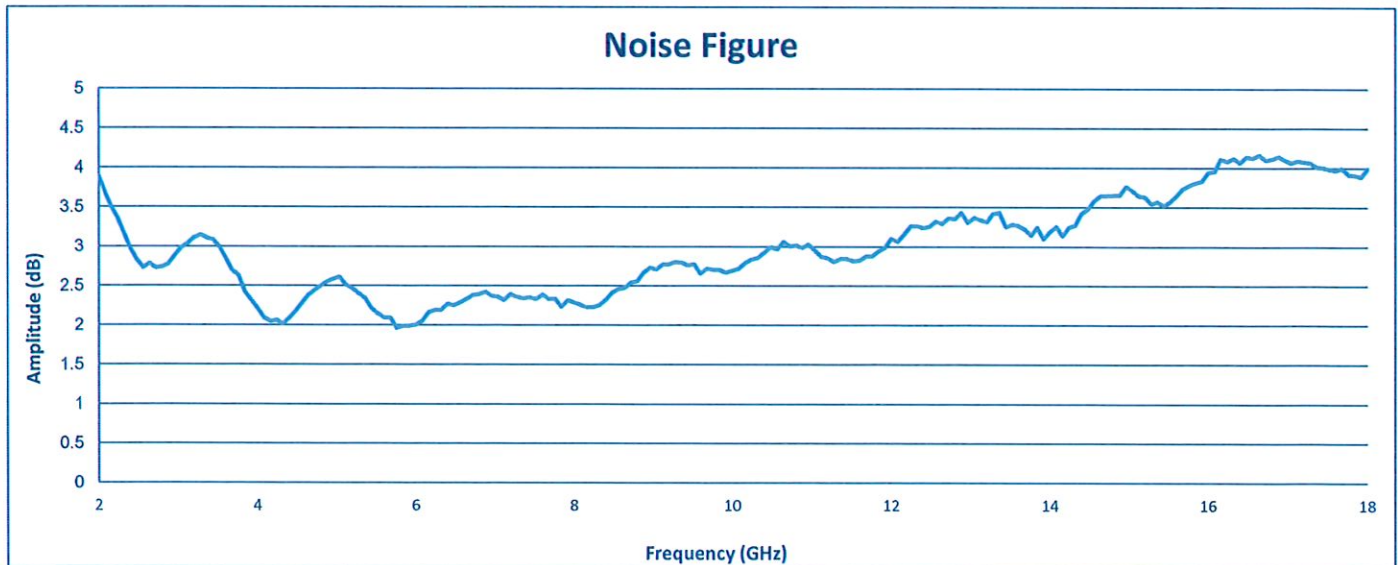
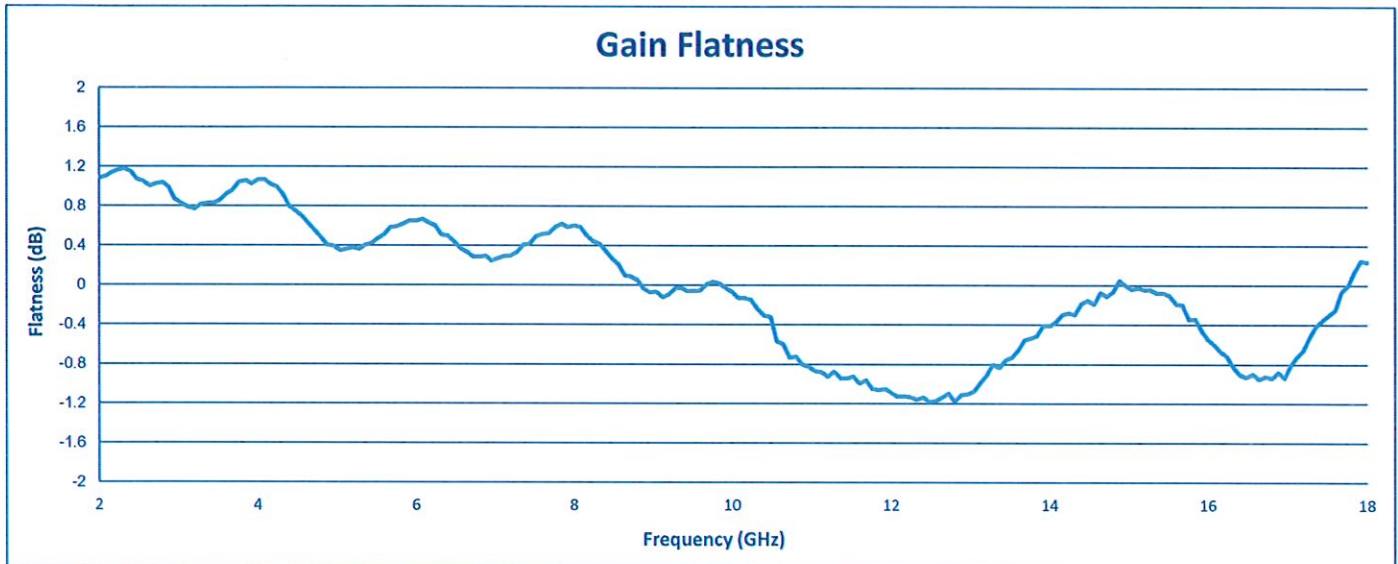
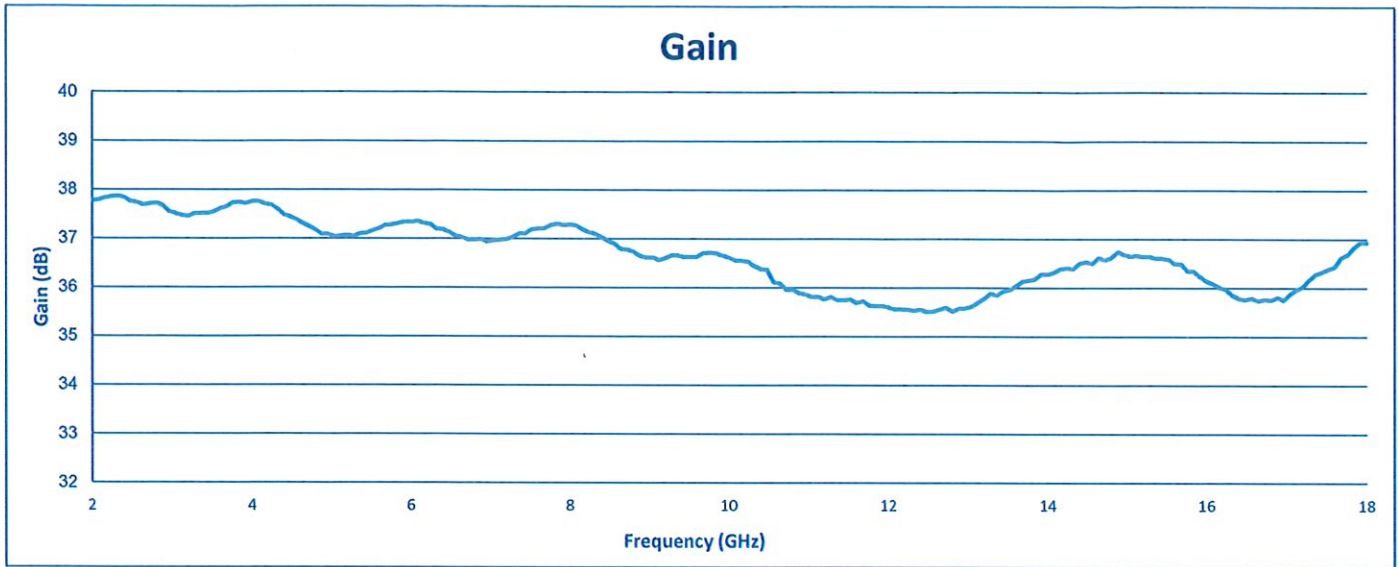
Customer: _____
 SO No: _____
 Model No: PEC-36-2G18G-4R5-27-15-SFF
 Serial No: PL35960/2211

Tested By: K. Mansfield
 Temperature: +25C
 Date: 3/9/2023
 Drawing No: 27624405 Rev: A1

TEST ITEM NO.	PARAMETERS	SPECIFIED VALUE	Test Results	QA QC	
1	Frequency Range:	2.0 GHz to 18.0 GHz	2.0 GHz to 18.0 GHz	PMI QA2	
2	Gain:	36 dB Typical	Max. 37.9 dB Min. 35.5 dB See Graph		
3	Gain Flatness:	+/- 1.5 dB Typical	±1.18 dB See Graph		
4	Noise Figure:	4.5 dB Typical 5.0 dB Max	4.17 dB See Graph		
5	OP1dB:	+26.5 dBm Min. +27.5 dBm Typical	+28.31 dBm See Graph		
6	VSWR: (Input/Output)	2.0:1 Max.	In 1.74:1 Out 1.82:1 See Graph		
7	Impedance:	50 Ohms	See Typical Characteristics		
8	Input Power:	+20 dBm CW Max.	See Typical Characteristics		
9	DC Voltage Supply: DC Current Draw:	+15VDC @ 850 mA Nominal	+15 VDC @ 640 mA		PMI QA2

QA/QC Approval:  PMI QA2 Date 3/14/2023

**SUMMARY TEST DATA
ON
PEC-36-2G18G-4R5-27-15-SFF**



SUMMARY TEST DATA ON PEC-36-2G18G-4R5-27-15-SFF

