



**SUMMARY TEST DATA
ON
PEC-20M3G-8T-SFF-LV**

Customer: _____
 SO No: _____
 Model No: PEC-20M3G-8T-SFF-LV
 Serial No: PL36003/2213

Tested By: C. Ertter
 Temperature: +25°C
 Date: 3/24/2022
 Drawing No: 27604819 Rev: A1

TEST ITEM NO.	PARAMETERS	SPECIFIED VALUE	TEST RESULTS	QA QC	
1	Frequency Range:	20 - 3000 MHz	20 - 3000 MHz	PMI QA 2	
2	Insertion Loss (Max):	0.02 - 1.0 GHz 2.0 dB Typ. 1.0 - 2.0 GHz 2.5 dB Typ. 2.0 - 3.0 GHz 4.0 dB Typ.	0.02 - 1.0 GHz 1.98 dB 1.0 - 2.0 GHz 2.25 dB 2.0 - 3.0 GHz 3.86 dB See Plot		
3	Isolation (Min):	0.02 - 1.0 GHz 70 dB Typ. 1.0 - 2.0 GHz 60 dB Typ. 2.0 - 3.0 GHz 50 dB Typ.	0.02 - 1.0 GHz 73.8 dB 1.0 - 2.0 GHz 67.4 dB 2.0 - 3.0 GHz 50.7 dB See Plot		
4	VSWR (Max):	0.02 - 1.0 GHz 1.8:1 Typ. 1.0 - 2.0 GHz 1.9:1 Typ. 2.0 - 3.0 GHz 2.0:1 Typ.	0.02 - 1.0 GHz 1.8:1 1.0 - 2.0 GHz 1.6:1 2.0 - 3.0 GHz 1.8:1 See Plot		
5	Input 1 dB Compression Point (Min/Typ):	0.02 - 1.0 GHz +23/25 dB 1.0 - 2.0 GHz +27/29 dB 2.0 - 3.0 GHz +30/32 dB	Pass See Typical Characteristics		
6	Amplitude Balance:	±0.25 dB Typ.	0.32 dB -0.32 dB See Plot		
7	Phase Balance:	±6.0 Degrees Typ.	4.2° -1.9° See Plot		
8	Video Transients:	Above 20 Mhz: -100 dBm Below 20 MHz: -75 dBm	Pass See Typical Characteristics		
9	DC Supply:	+5 VDC 450 mA Max. -12 VDC 350 mA Max.	+5 VDC @ 350 mA -12 VDC @ 300 mA		PMI QA 2

QA/QC Approval: _____

PMI
QA 2

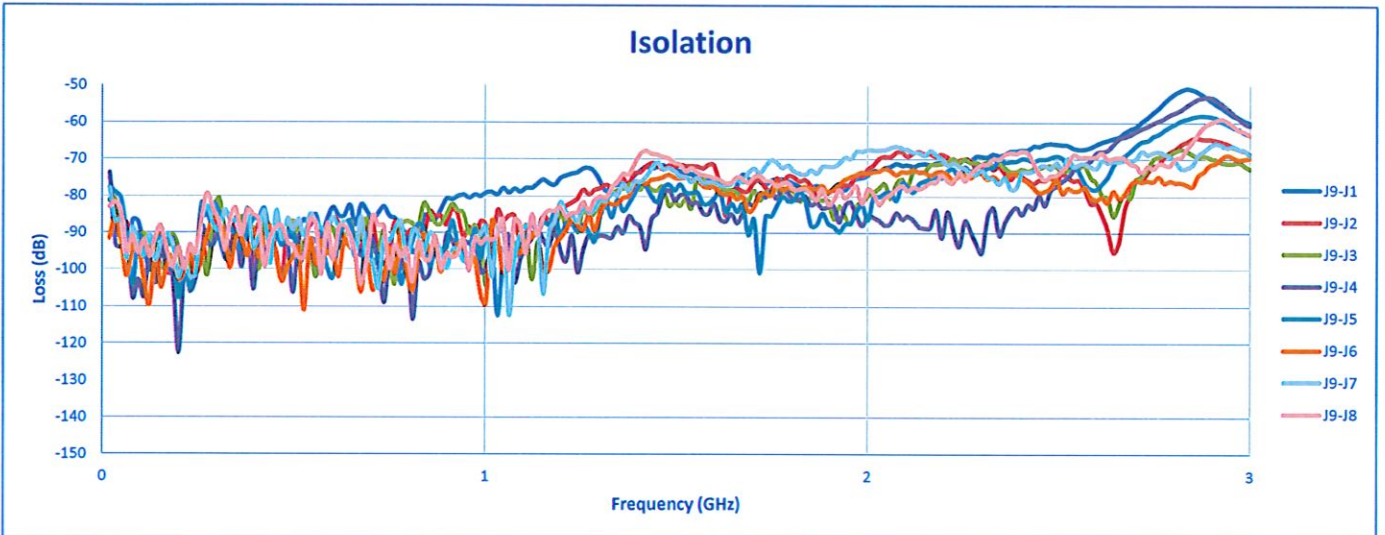
Date: _____

3/24/2022



SUMMARY TEST DATA ON PEC-20M3G-8T-SFF-LV

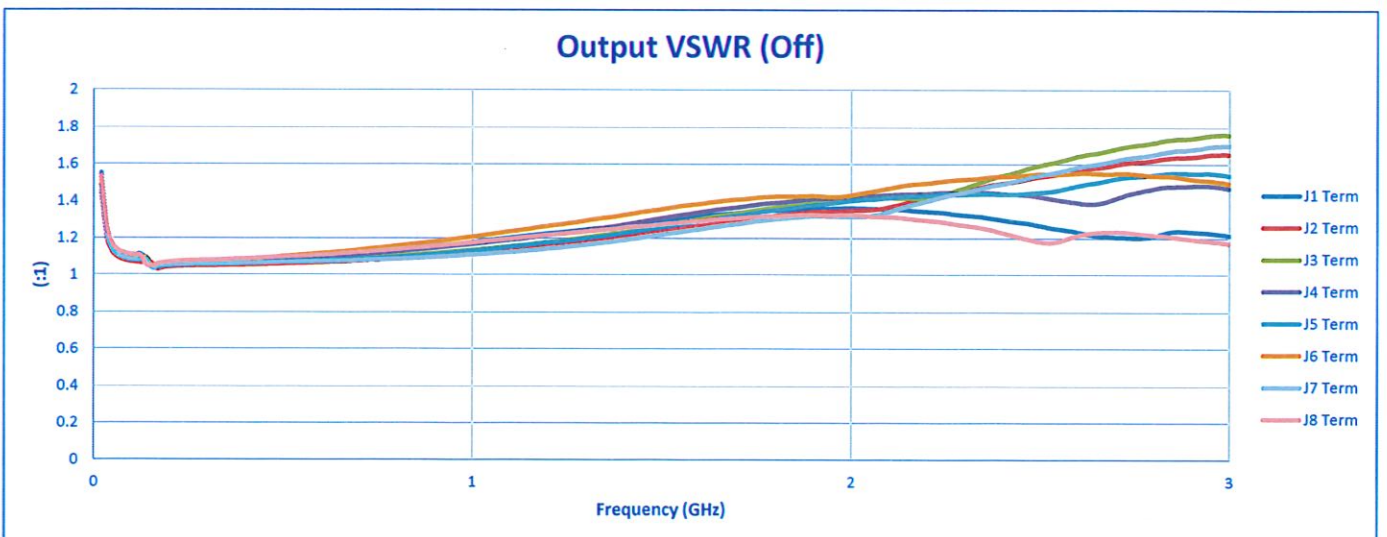
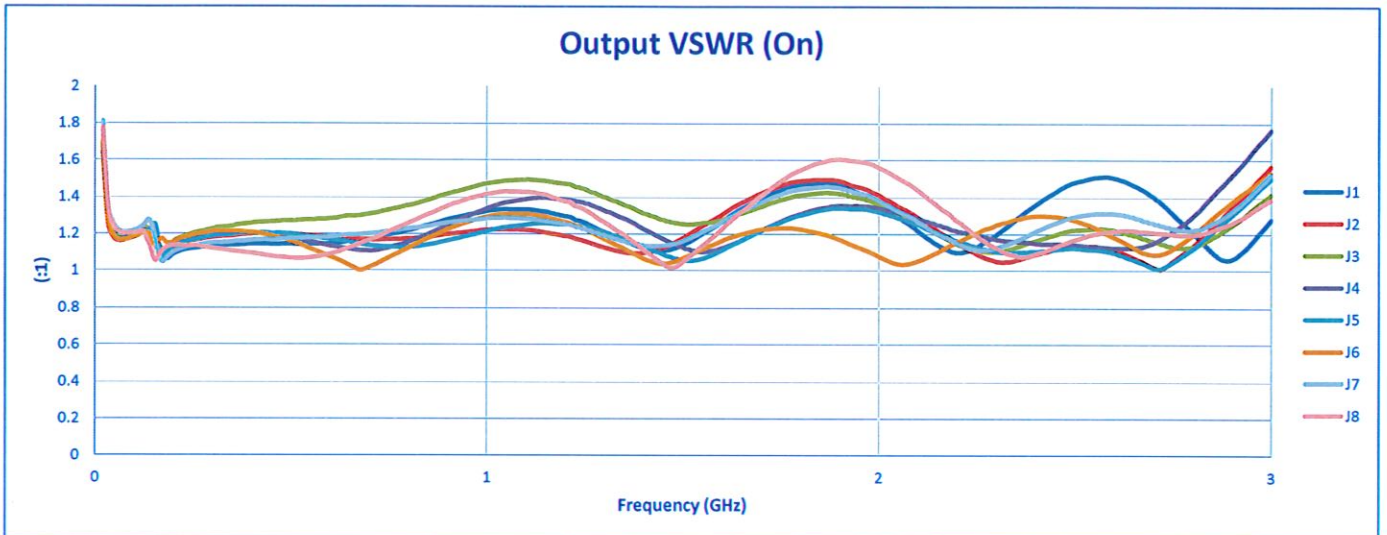
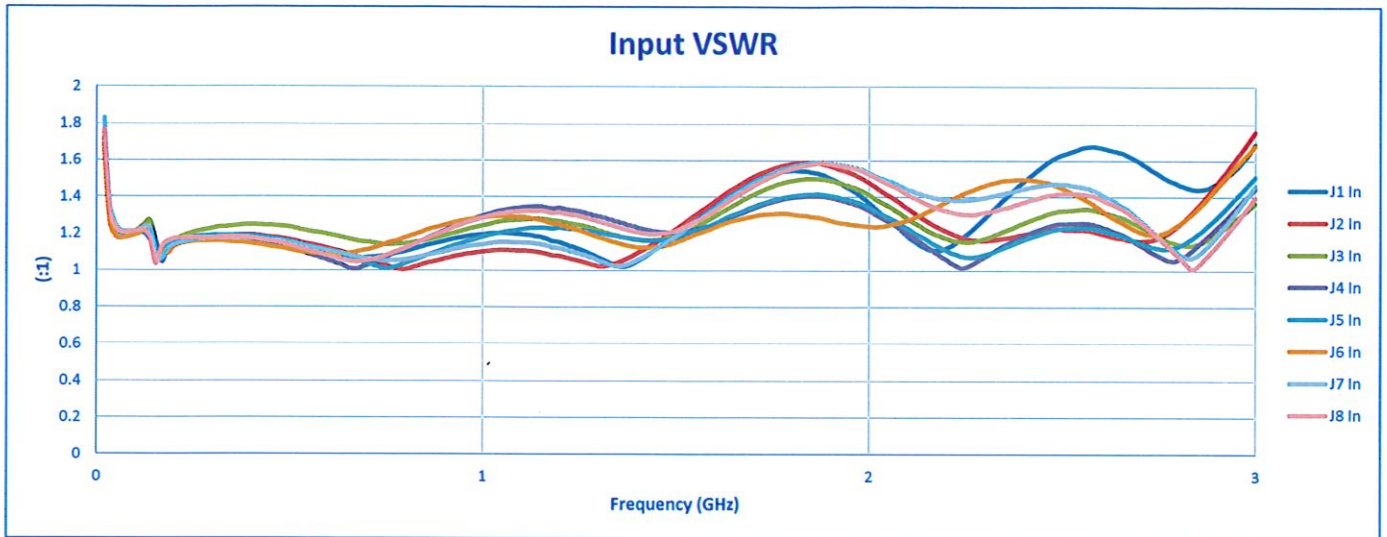
PL36003/2213





SUMMARY TEST DATA ON PEC-20M3G-8T-SFF-LV

PL36003/2213





SUMMARY TEST DATA ON PEC-20M3G-8T-SFF-LV

PL36003/2213

