



# SUMMARY TEST DATA ON PEC-36-2G18G-4R5-27-15-SFF

Customer: \_\_\_\_\_  
 SO No: \_\_\_\_\_  
 Model No: PEC-36-2G18G-4R5-27-15-SFF  
 Serial No: PL36145/2214

Tested By: A. Lopez/Y. Li  
 Temperature: +25C  
 Date: 3/31/2022  
 Drawing No: 27624405 Rev: A1

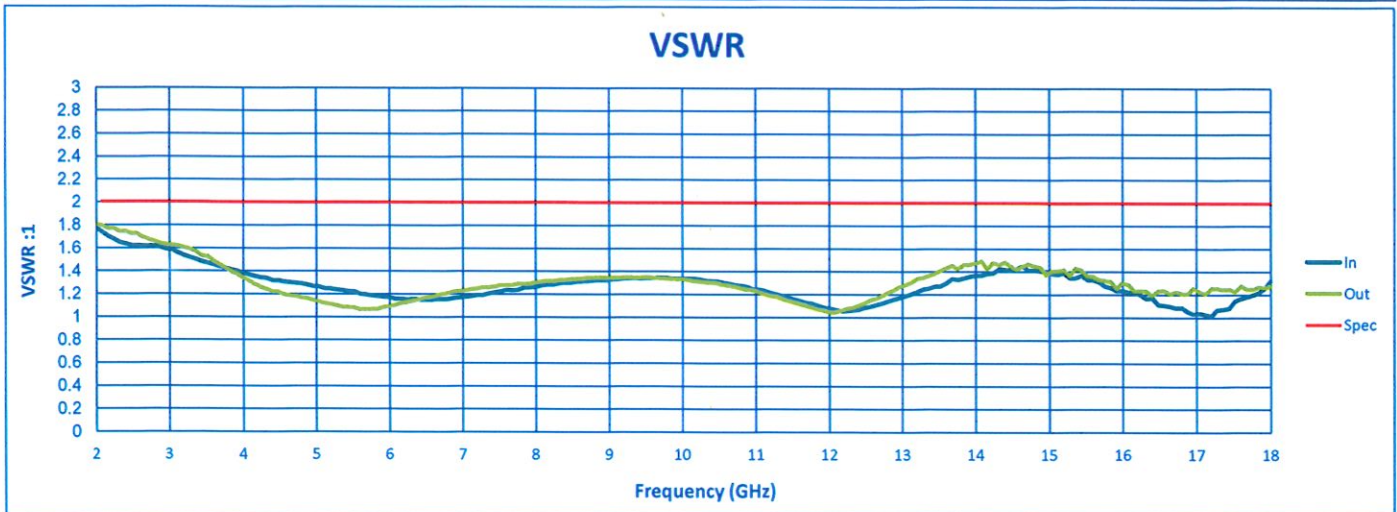
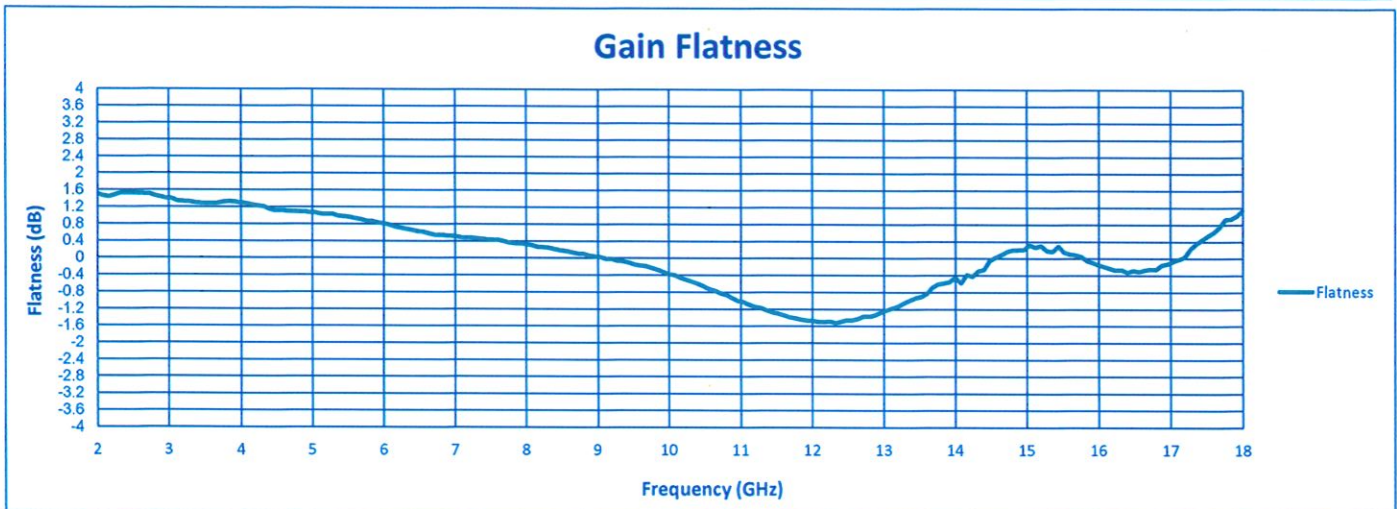
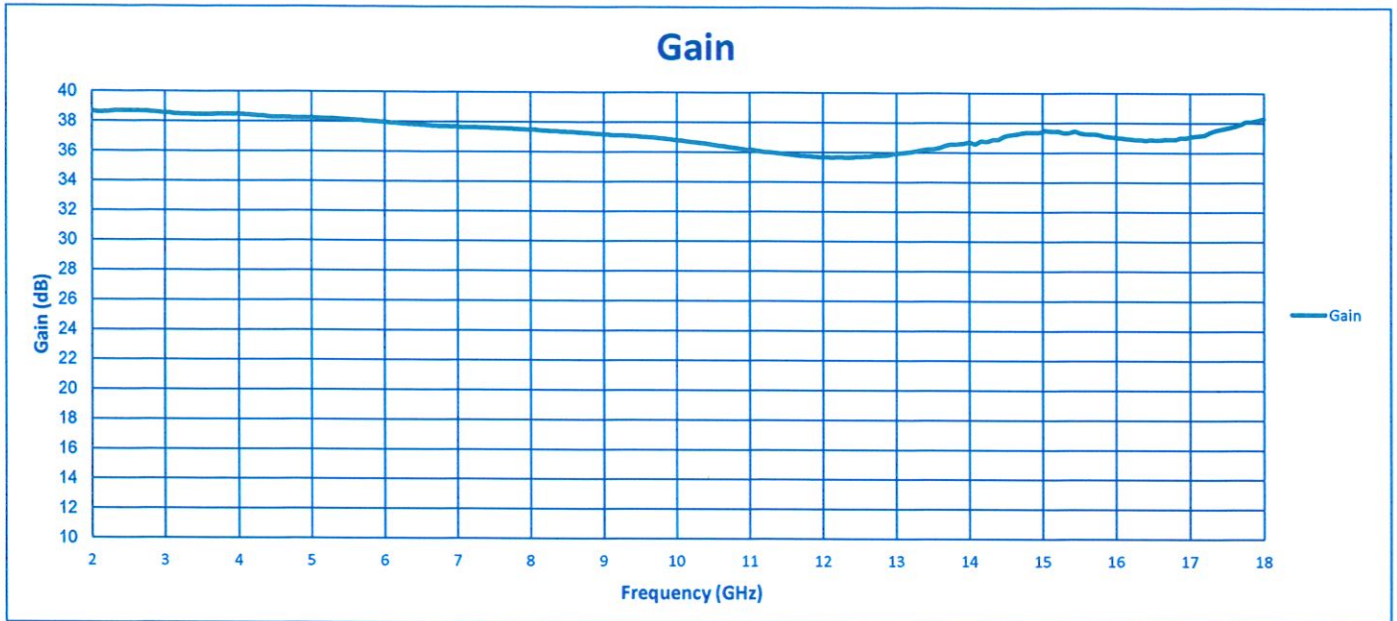
TEST ITEM NO.	PARAMETERS	SPECIFIED VALUE	Test Results	QA QC	
1	Frequency Range:	2.0 GHz to 18.0 GHz	2.0 GHz to 18.0 GHz	PMI QA1	
2	Gain:	36 dB Typical	35.64 dB See Graph		
3	Gain Flatness:	+/- 1.5 dB Typical	1.53 dB See Graph		
4	Noise Figure:	4.5 dB Typical 5.0 dB Max	Pass See Typical Characteristics		
5	OP1dB:	+26.5 dBm Min. +27.5 dBm Typical	27.14 dBm See Graph		
6	VSWR: (Input/Output)	2.0:1 Max.	1.81 :1 See Graph		
7	Impedance:	50 Ohms	Pass		
8	Input Power:	+20 dBm CW Max.	Pass See Typical Characteristics		
9	DC Voltage Supply: DC Current Draw:	+15VDC @ 850 mA Nominal	+15 VDC @ 660 mA		PMI QA1

QA/QC Approval:  PMI QA1

Date: 4/1/22



# SUMMARY TEST DATA ON PEC-36-2G18G-4R5-27-15-SFF





# SUMMARY TEST DATA ON PEC-36-2G18G-4R5-27-15-SFF

