SUMMARY TEST DATA
ON
P2T-0R5G18G-55-T-SFF-PN

PL36510/2220

Customer:		**Tested By:**	L. McGraw
SO No:		**Temperature:**	+25°C
Model No:	P2T-0R5G18G-55-T-SFF-PN	**Date:**	05/09/2022
Serial No:	PL36510/2220	**Drawing No:**	27616508 **Rev:** B1

TEST. ITEM NO	PARAMETERS	SPECIFIED VALUE	TEST RESULTS	QA QC
1	Frequency Range	0.5 - 18 GHz	**0.5 - 18 GHz**	PMI QA 2
2	Insertion Loss	3.75 dB Max.	**2.65dB (See Plot)**	
3	VSWR In/Out	2.0:1 Max.	**1.7:1 (See Plot)**	
4	Switching Speed	100 ns Max.	**< 30 ns.** See Typical Characteristics	
5	Isolation	60 dB Min (0.5 to 10GHz) 55 dB Min (10 to 18GHz)	**Worst Case 83dB (See Plot)**	
6	Operating Input Power	+20dBm CW Max.	**Pass** See Typical Characteristics	
7	DC Supply	+5VDC @ 80 mA Nominal -15VDC @ 50 mA Nominal	**22 mA** **55 mA**	
8	Control Signal	LOGIC TABLE 2 BIT TTL E1 E2 FUNCTION 0 1 J1-J2 "LOW LOSS" 1 0 J1-J3 "LOW LOSS"	**Pass**	PMI QA 2

QA/QC Approval: PMI QA 2 **Date:** 5/9/2022

SUMMARY TEST DATA
ON
P2T-0R5G18G-55-T-SFF-PN

PL36510/2220

(J1-J2) Insertion Loss and Return Loss

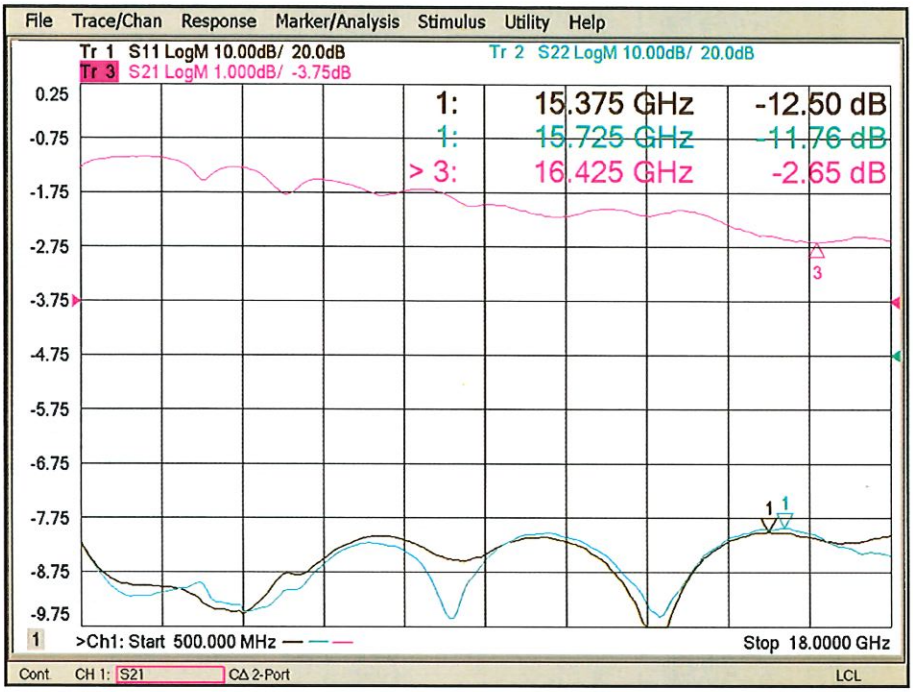

(J1-J3) Insertion Loss and Return Loss

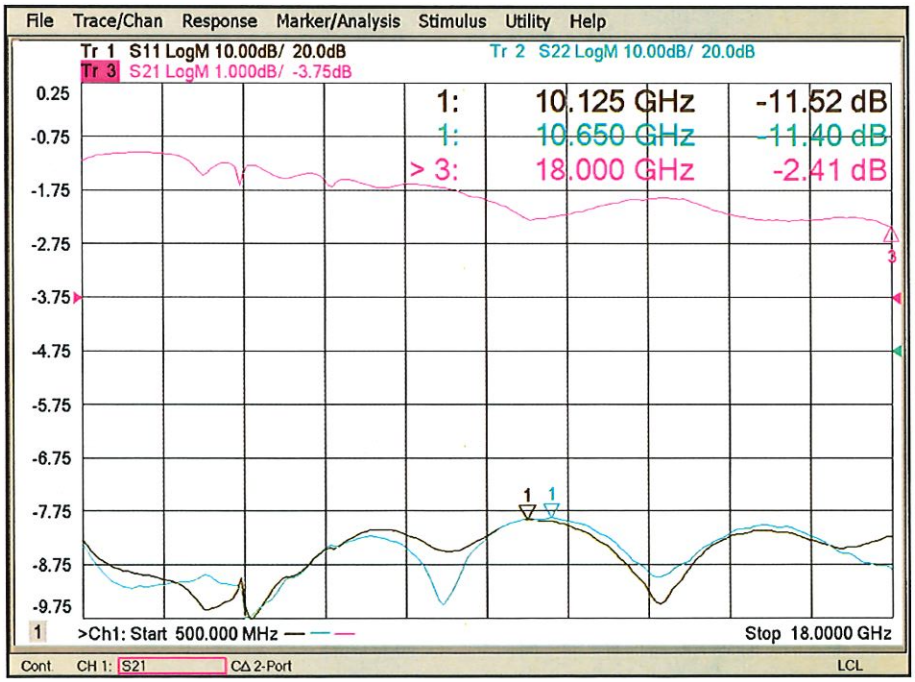

SUMMARY TEST DATA
ON
P2T-0R5G18G-55-T-SFF-PN

PL36510/2220

(J1 – J2) Isolation and Termination Return Loss

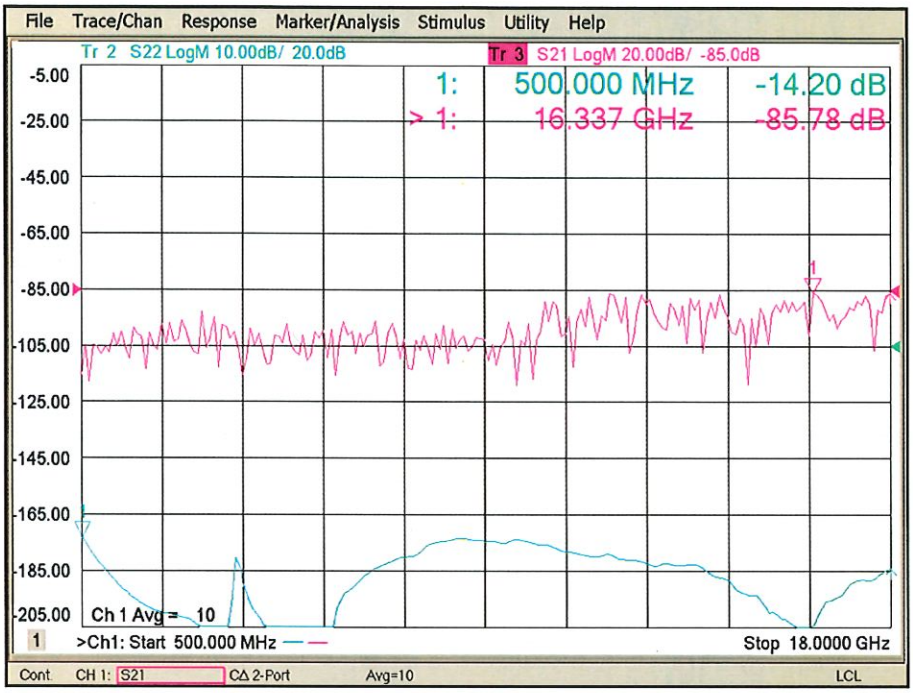
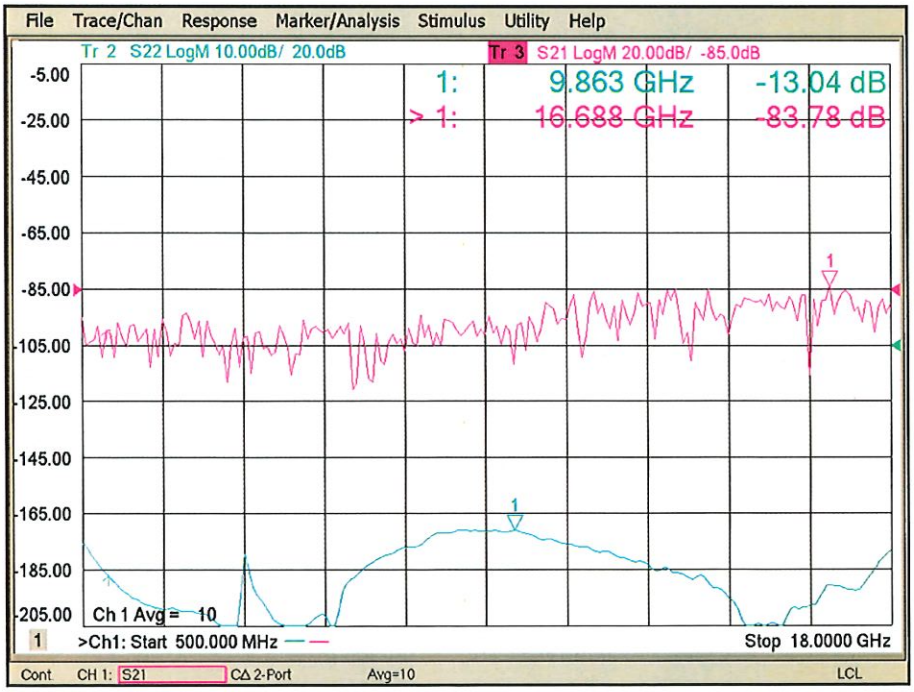
(J1 – J3) Isolation and Termination Return Loss