





SUMMARY TEST DATA ON AMPLIFIER

Customer :
Job No :
Model No : PE2-15-218-7R0-25-12-SFF REV.B
Serial No : PL3652

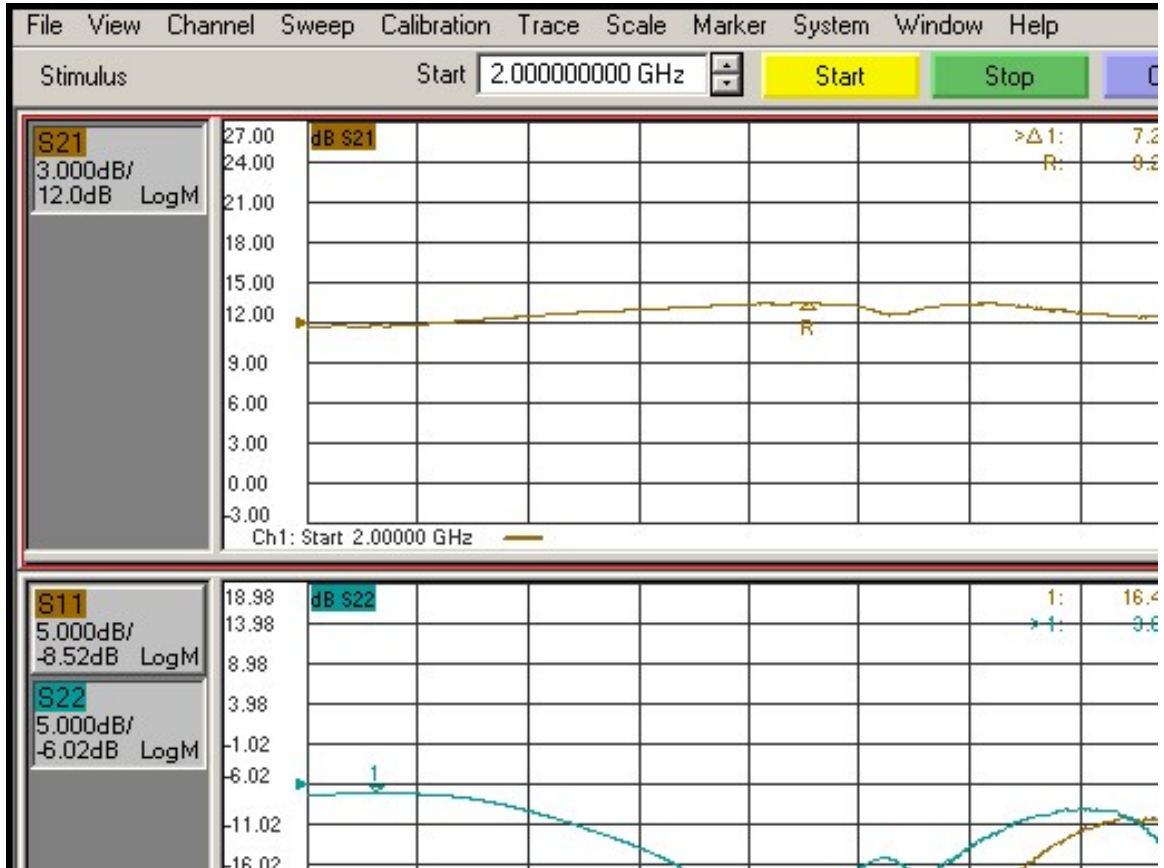
Tested By : Kevin Mason
Temperature : +25°C
Date : 9/25/07

TEST ITEM NO.	PARAMETERS	SPECIFIED VALUE	MEASURED VALUE	REMARKS QA/QC
1	Frequency Range:	2.0-18.0 GHz	Pass	
2	Gain:	+14dB Typ.	Pass (See Plot)	
3	Gain Flatness:	±1.5dB Max.	±1.6dB	
4	VSWR:	Input : 2.0:1 Output: 3.0:1 (Typ.)	Pass (See Plots)	
5	Noise Figure:	7.5dB Max.	Pass (See NF Plot)	
6	OP1dB:	+25dBm Min.	≥ +25dBm	
7	OIP3:	+35dBm Typ.	Pass	
8	DC Supply:	425mA@ +12VDC Max.	328mA	
9	Low-Frequency Roll-Off Circuit on Output	N/A	Installed	

Production Manager Approval:  **Date:** 9/25/07

QA/QC Approval:  **Date:** 9/25/07

Swept S-Parameter Plot



Noise Figure Plot

