




**SUMMARY TEST DATA ON AMPLIFIER**

**Customer :**  
**Job No :**  
**Model No :** PE2-15-2R018R0-4R5-22-12-SFF  
**Serial No :** PL3793

**Tested By :** Kevin Mason  
**Temperature :** +25°C  
**Date :** 11/20/07

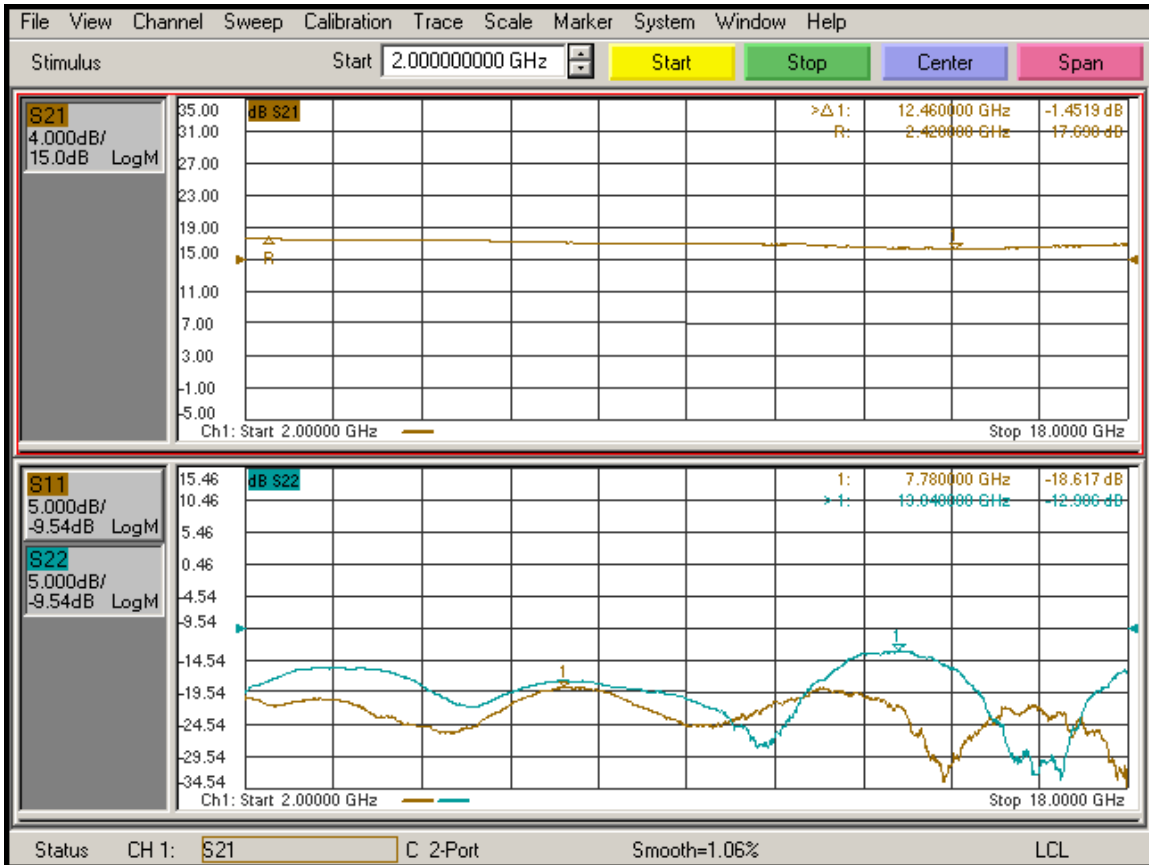
TEST ITEM NO.	PARAMETERS	SPECIFIED VALUE	MEASURED VALUE	REMARKS QA/QC
1	Frequency Range:	2.0-18.0 GHz	Pass	
2	Gain:	+15dB Typ.	Pass (See Plot)	
3	Gain Flatness:	±2.0dB Max.	±0.72dB	
4	VSWR:	Input : 2.0:1 Output: 2.0:1 (Max.)	Pass (See Plots)	
5	Noise Figure:	4.5dB Max.	Pass (See NF Plot)	
6	OP1dB:	+20dBm Min.	≥ +20dBm	
7	DC Supply:	250mA@ +12 to +15VDC Max.	208mA	

**Production Manager Approval:**  **Date:** 11/20/07

**QA/QC Approval:**  **Date:** 11/20/07

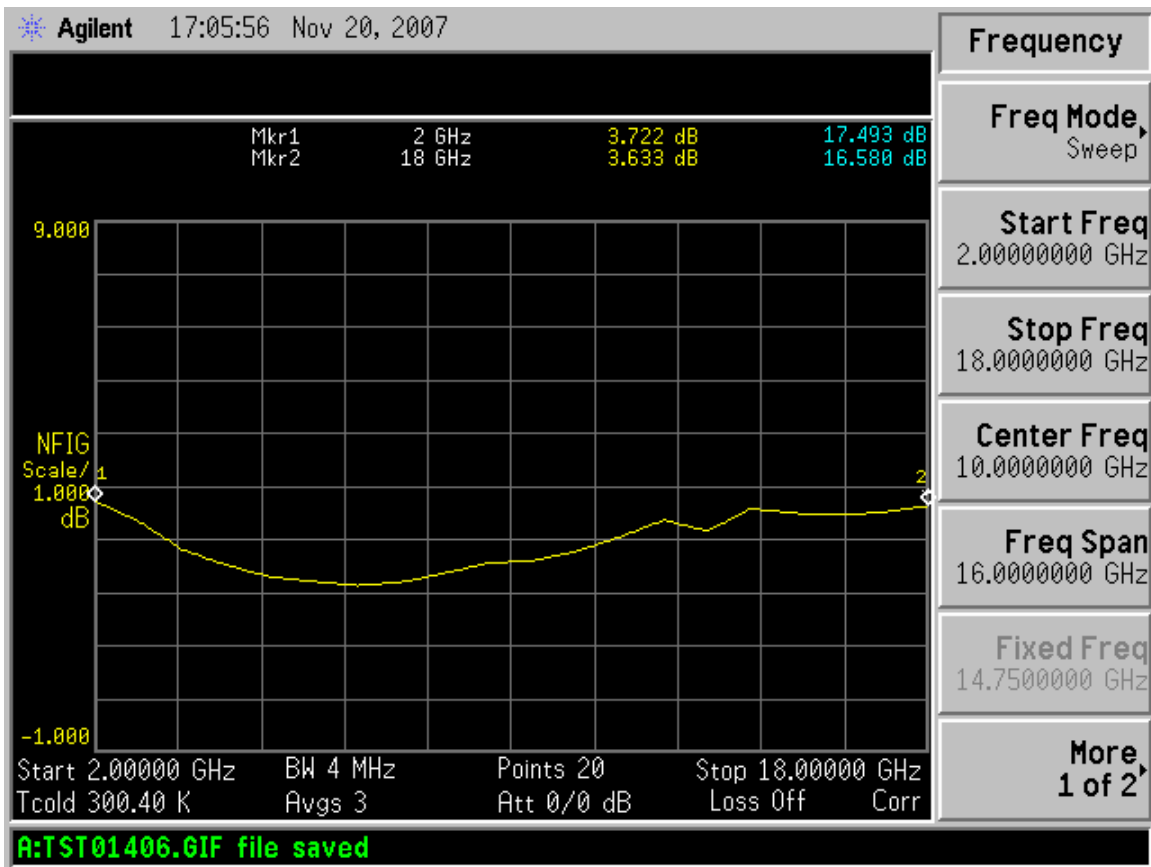
5715 Industry Lane, Unit 11, Frederick, MD 21704 USA Phone: (301)662-5019 Fax: (301)662-1731  
 email: [sales@planarelec.com](mailto:sales@planarelec.com)

### Swept S-Parameter Plot





### Noise Figure Plot



5715 Industry Lane, Unit 11, Frederick, MD 21704 USA Phone: (301)662-5019 Fax: (301)662-1731  
email: [sales@planarelec.com](mailto:sales@planarelec.com)