



## SUMMARY TEST DATA ON PEC-20M3G-8T-SFGM-LV

Customer: \_\_\_\_\_  
 SO No: \_\_\_\_\_  
 Model No: PEC-20M3G-8T-SFGM-LV  
 Serial No: PL38045/2239

Tested By: S. O'Neill  
 Temperature: +25°C  
 Date: 9/30/2022  
 Drawing No: 27604819      Rev: A1

TEST ITEM NO.	PARAMETERS	SPECIFIED VALUE	TEST RESULTS	QA QC
1	Frequency Range:	20 MHz to 3 GHz	20 MHz to 3 GHz	PMI QA1
2	Insertion Loss (Max):	0.02 - 1.0 GHz 2.0 dB Typ. 1.0 - 2.0 GHz 2.5 dB Typ. 2.0 - 3.0 GHz 4.0 dB Typ.	0.02 - 1.0 GHz 1.78 dB 1.0 - 2.0 GHz 2.23 dB 2.0 - 3.0 GHz 2.96 dB See Plot	
3	Isolation (Min):	0.02 - 1.0 GHz 70 dB Typ. 1.0 - 2.0 GHz 60 dB Typ. 2.0 - 3.0 GHz 50 dB Typ.	0.02 - 1.0 GHz 73.5 dB 1.0 - 2.0 GHz 78.2 dB 2.0 - 3.0 GHz 53 dB See Plot	
4	VSWR (Max):	0.02 - 1.0 GHz 1.8:1 Typ. 1.0 - 2.0 GHz 1.9:1 Typ. 2.0 - 3.0 GHz 2.0:1 Typ.	0.02 - 1.0 GHz 1.4:1 1.0 - 2.0 GHz 1.8:1 2.0 - 3.0 GHz 1.9:1 See Plot	
5	Input 1 dB Compression Point (Min/Typ):	0.02 - 1.0 GHz +23/25 dB 1.0 - 2.0 GHz +27/29 dB 2.0 - 3.0 GHz +30/32 dB	<b>Pass</b> See Typical Characteristics	
6	Amplitude Balance:	±0.25 dB Typ.	0.36 dB -0.66 dB See Plot	
7	Phase Balance:	±6.0 Degrees Typ.	4.2° -4.2° See Plot	
8	Video Transients:	Above 20 Mhz: -100 dBm Below 20 MHz: -75 dBm	<b>Pass</b> See Typical Characteristics	
9	DC Supply:	+5 VDC 450 mA Typ. -12 VDC 350 mA Typ.	+5 VDC @ 222 mA -12 VDC @ 270 mA	PMI QA1

QA/QC Approval: 

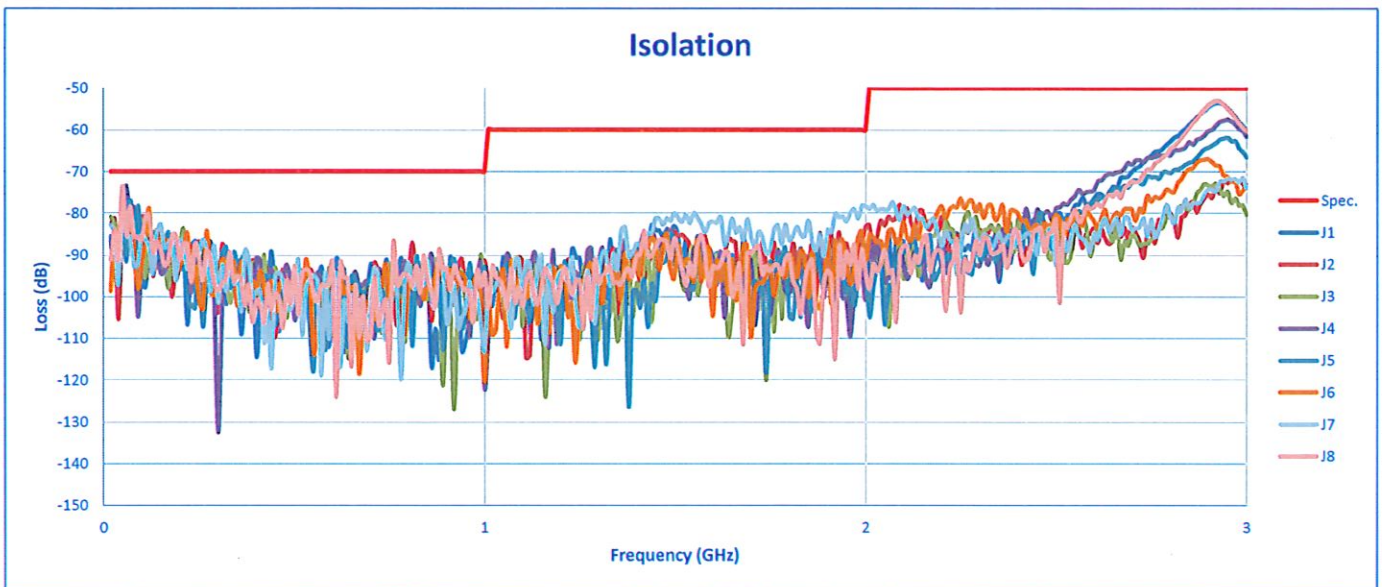
PMI  
QA1

Date: 9/30/22



# SUMMARY TEST DATA ON PEC-20M3G-8T-SFGM-LV

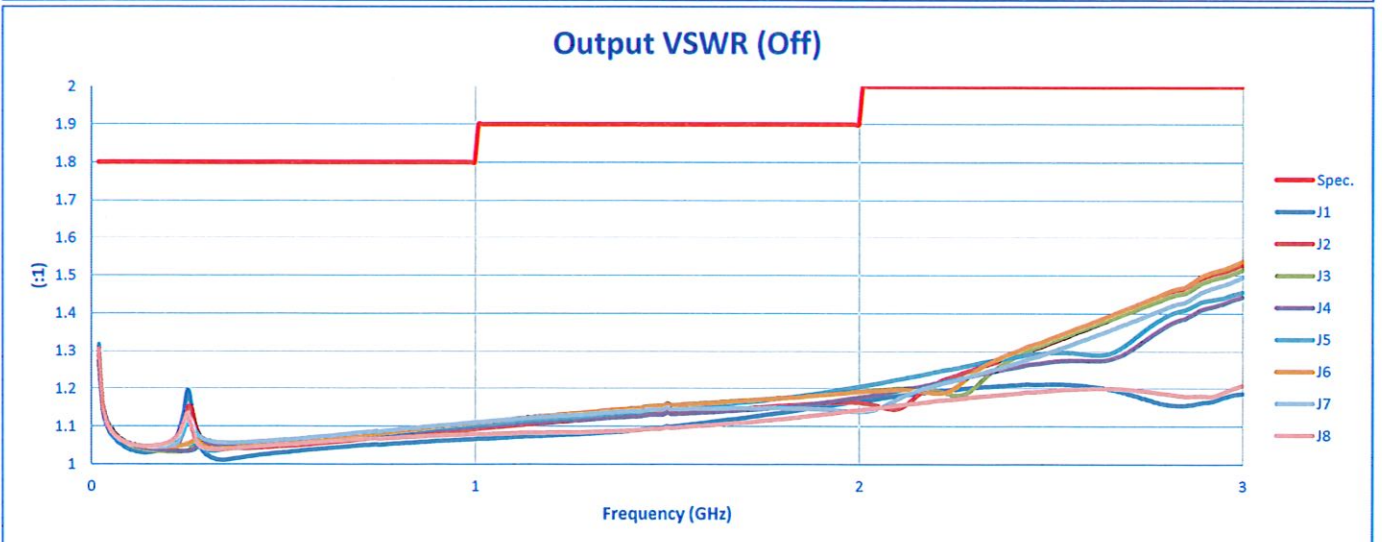
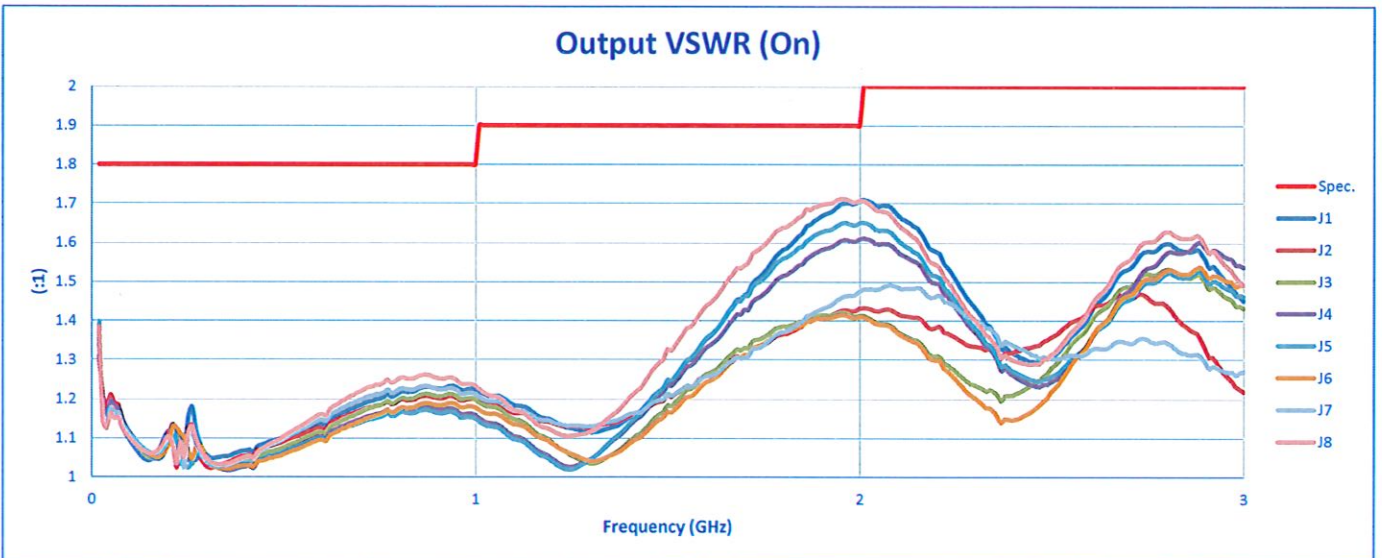
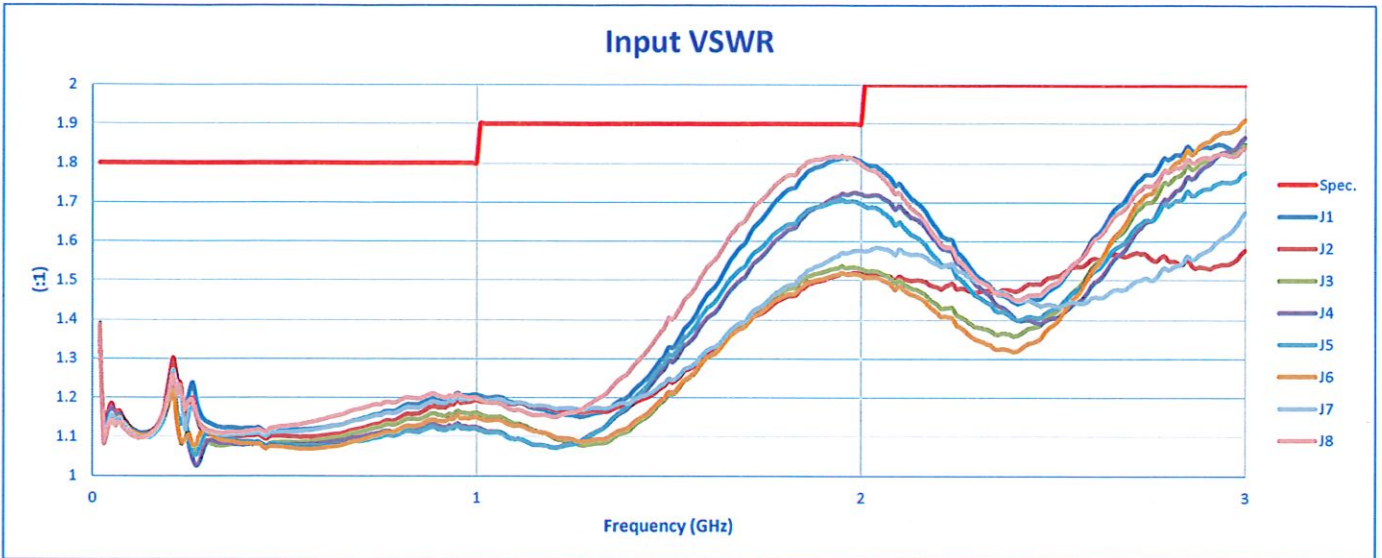
PL38045/2239





# SUMMARY TEST DATA ON PEC-20M3G-8T-SFGM-LV

PL38045/2239





# SUMMARY TEST DATA ON PEC-20M3G-8T-SFGM-LV

PL38045/2239

