



**SUMMARY TEST DATA
ON
P2T-500M18G-80-T-515-SFF-4W-ST**

Customer: _____
 SO No: _____
 Model No: P2T-500M18G-80-T-515-SFF-4W-ST
 Serial No: PL39101/2252

Tested By: L. McGraw
 Temperature: 25° C
 Date: 12/30/2022
 Drawing No: 27630243 Rev: B2

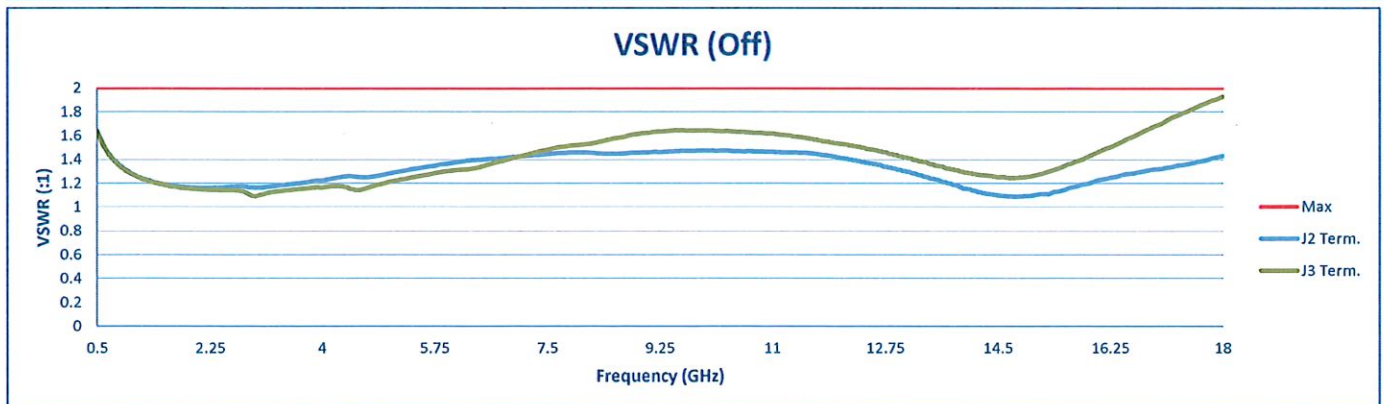
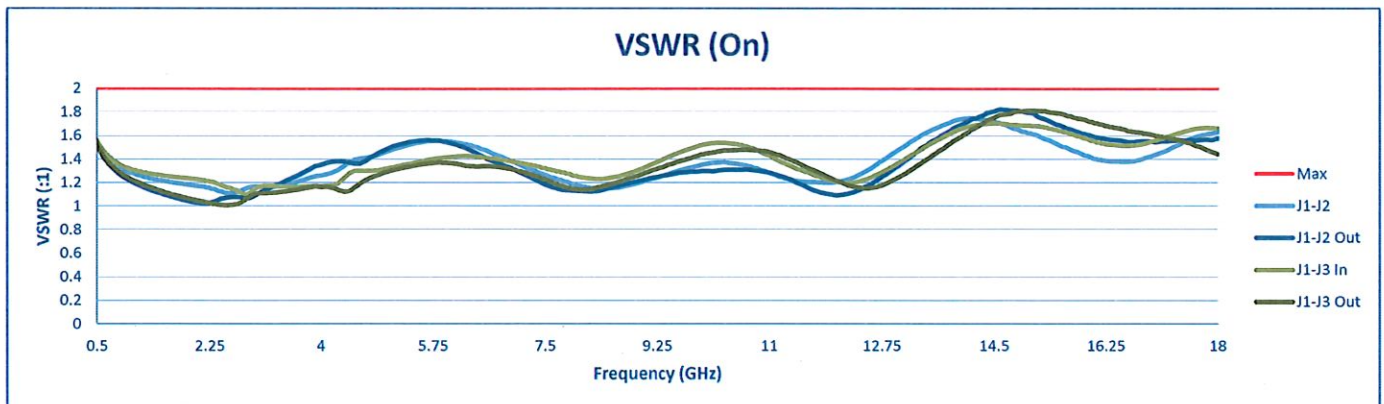
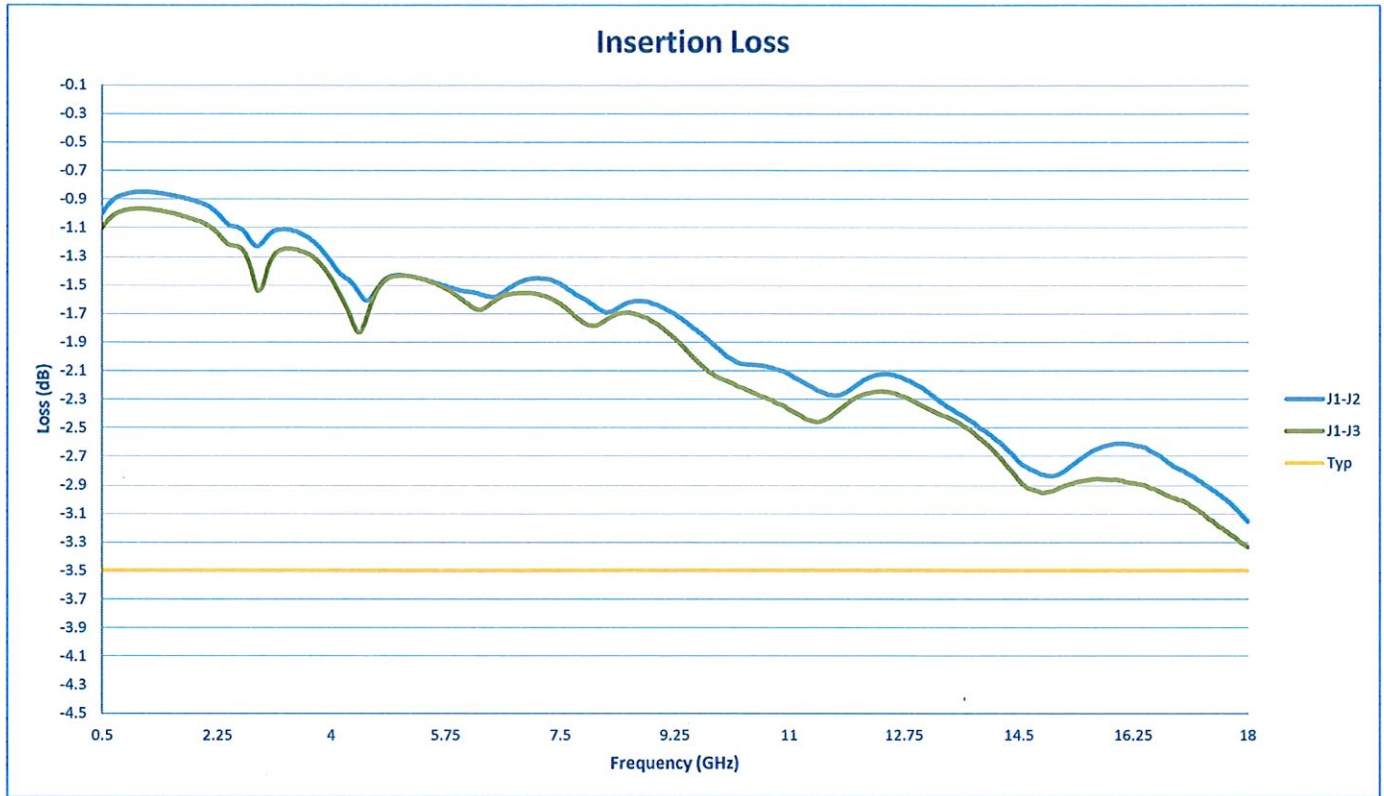
TEST ITEM NO.	PARAMETERS	SPECIFIED VALUE	TEST RESULTS	QA QC
1	Frequency Range:	0.5 to 18.0 GHz	0.5 to 18.0 GHz	PMI QA2
2	Insertion Loss:	3.5 dB Typ.	3.33 dB See Graph	
3	Isolation:	70 dB Min.	74.7 dB See Graph	
4	VSWR:	2.0:1 Max.	1.75:1 In 1.93:1 Out See Graph	
5	Operating Input Power:	4 Watts CW Max.	Pass See Typical Characteristics	
6	Switching Speed:	60 ns Max.	<40 ns See Typical Characteristics	
7	Power Supply:	+5 VDC @ 150 mA -15 VDC @ 150 mA	+5 VDC @ 62 mA -15 VDC @ 77 mA	
8	Control:	Logic Table		
		CTL1	Function	
		1	J1-J2	
		0	J1-J3	PMI QA2

QA/QC Approval: _____

PMI
QA2

Date: 12/30/2022

**SUMMARY TEST DATA
ON
P2T-500M18G-80-T-515-SFF-4W-ST**



SUMMARY TEST DATA
ON
P2T-500M18G-80-T-515-SFF-4W-ST

