

**SUMMARY TEST DATA
ON
PVAN-8993-60-SFF**

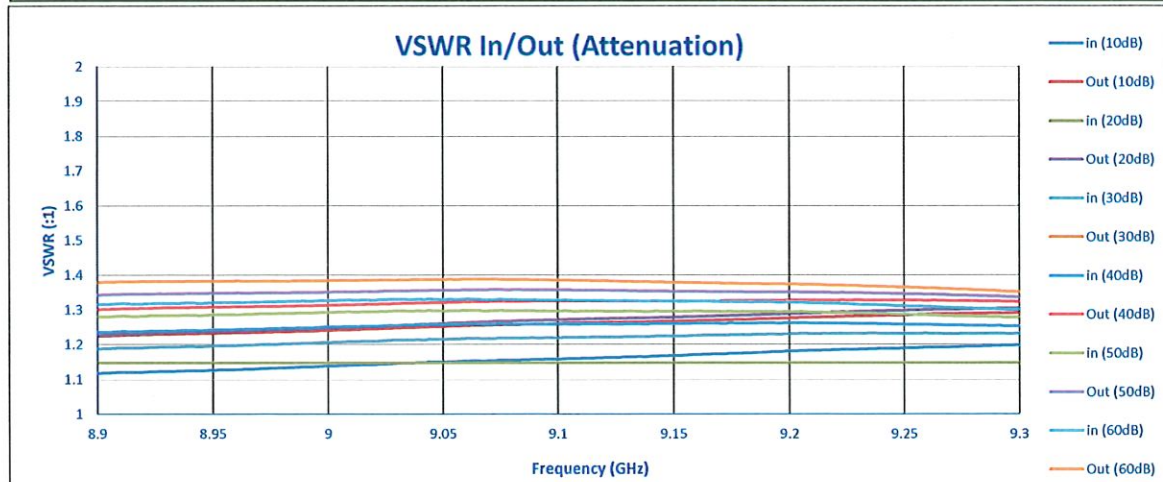
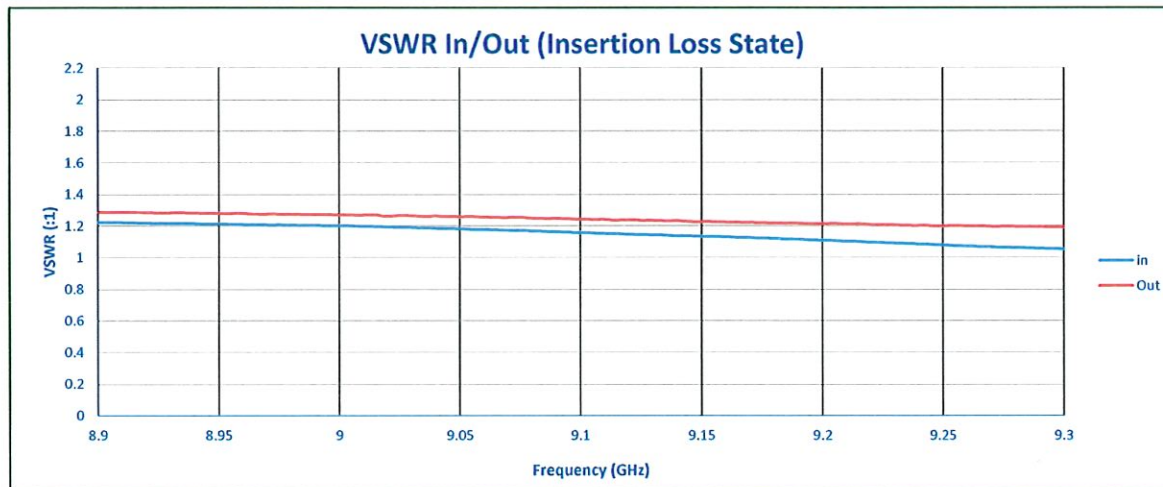
Customer: _____ Tested By: E. Kretz
 Job No: _____ Date: Tuesday, February 28, 2023
 Model No: PVAN-8993-60-SFF Temperature: +25° C
 Serial No: PL39753-A/2309 Drawing No: 27645160 Rev: A1

| TEST. ITEM NO | PARAMETERS | SPECIFIED VALUE | PASS/FAIL | QA QC |
|---------------|---|--|--|------------|
| 1 | Frequency Range: | 8.9 to 9.3 GHz | 8.9 to 9.3 GHz | PMI QA2 |
| 2 | Insertion Loss: | 2.7 dB Max. | 2.55 dB See Graph | |
| 3 | Mean Attenuation Range: | 60 dB Min. | Pass 60dB Attenuation See Graph | |
| 4 | VSWR: | 1.5:1 Max. | 1.22:1 In | |
| | | | 1.29:1 Out | |
| | | | See Graph | |
| 5 | Attenuation Flatness: (at any point of 0 to 60 dB) | ±0.75 dB Max. | 0.09 dB Max. | |
| | | | -0.09 dB Min. | |
| | | | See Graph | |
| 6 | Attenuation Accuracy: | ±2 dB Max./+0 to +55°C ±1.5 dB Max./+5 to 45°C | 0.97 dB See Graph | |
| 7 | Switching Time: | 500 ns Max. | Pass See Typical Characteristics | |
| 8 | Rise Time & Fall Time: (Between a set of 3 units) | 350 ns Max. | Pass See Typical Characteristics | |
| 9 | Analog Input Range: | Operating: 0 to +6V Survival: -1 to +12V | Pass | |
| 10 | Phase Shift: (Phase Variation) | 50° Max. | 46.11° See Graph | |
| 11 | Attenuation Balance Unit to Unit (Between a set of 3 Units) | 1.5 dB Max. | 0.5 dB See Graphs | |
| 12 | Phase Balance Unit to Unit (Between the set of 3 Units) | 10° Max. | 9.61° See Graphs | |
| 13 | Power Handling: | Operating: +20 dBm Min. Survival: +30 dBm Min. | Pass See Typical Characteristics | |
| 14 | Continuous Variable Operation: | RF output that follows the input voltage | Pass See Graphs | |
| 15 | Transfer Function: | 10dB/Volt Nom. | Pass See Graphs | |
| 16 | Input Resistance: | 6 KOhm Nom. | Pass See Typical Characteristics | |
| 17 | Power Supply | +15V ±0.5V @120 mA Max. -15V ±0.5V @ 50 mA Max. | +15V ±0.5V @ 51 mA -15V ±0.5V @ 20 mA | |

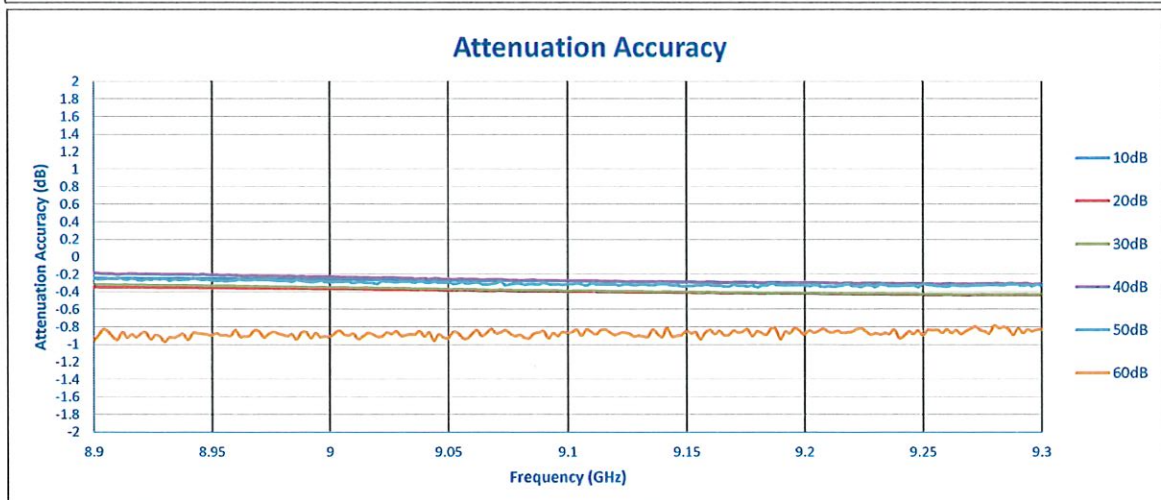
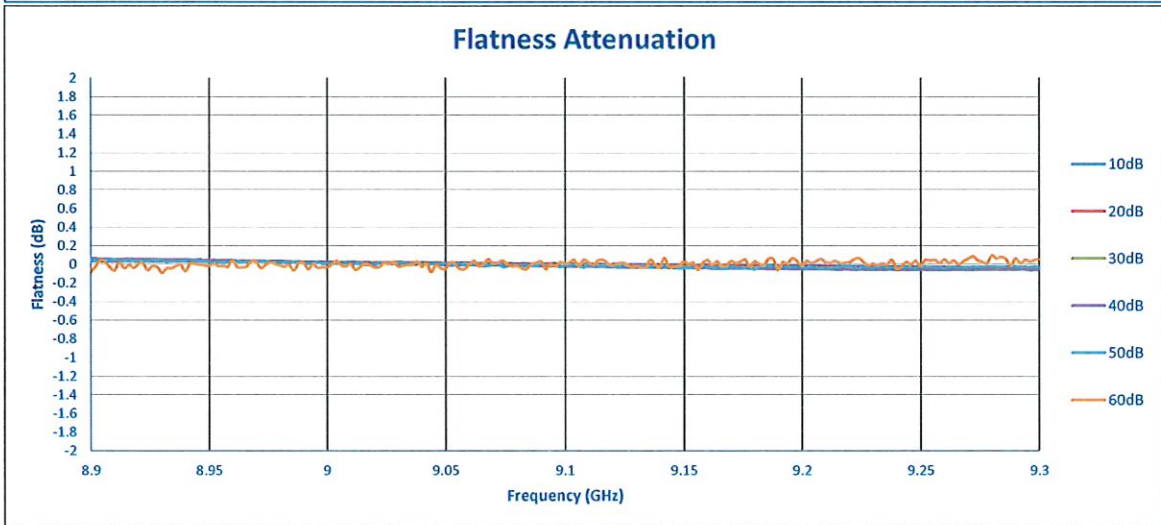
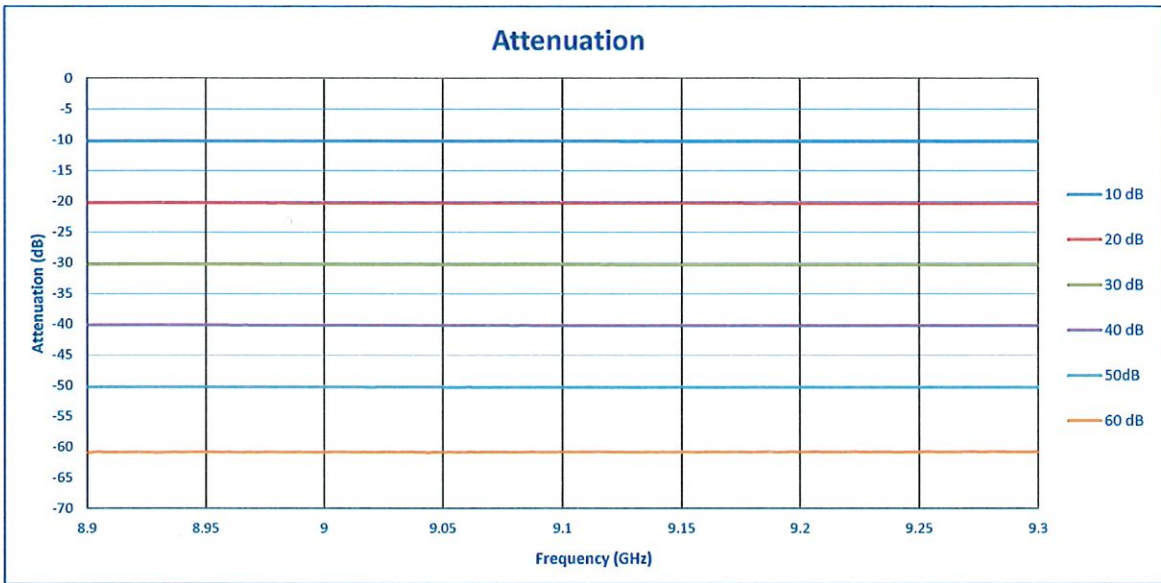
QA/QC Approval: 

PMI
QA2

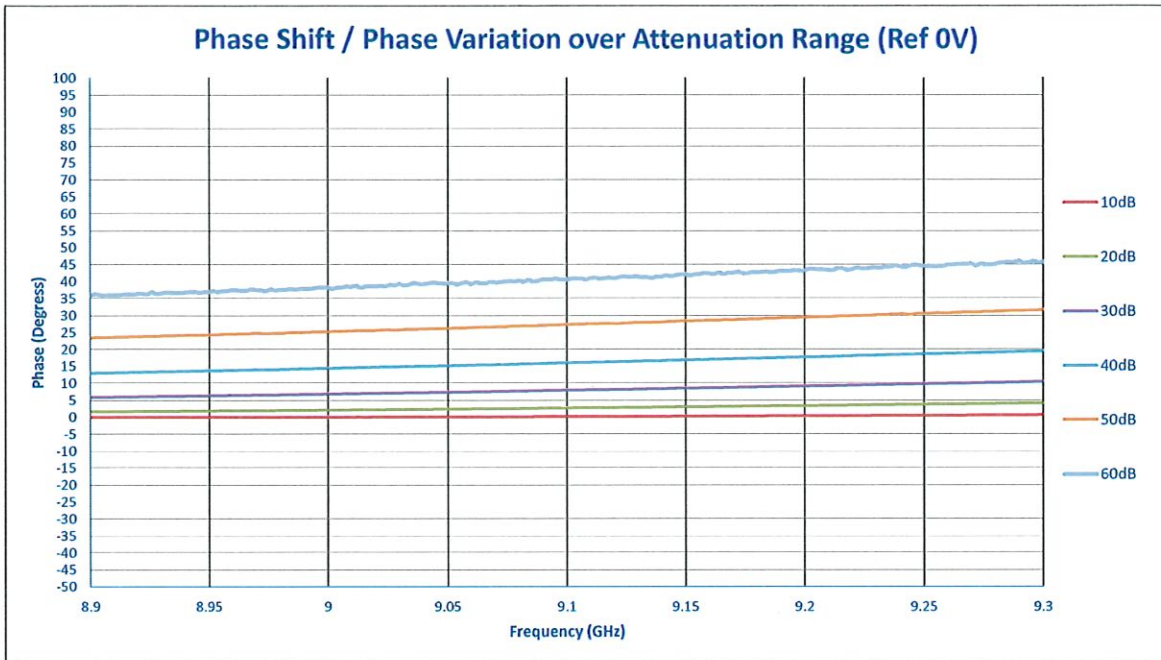
Date: 2/28/2023



**SUMMARY TEST DATA
 ON
 PVAN-8993-60-SFF**

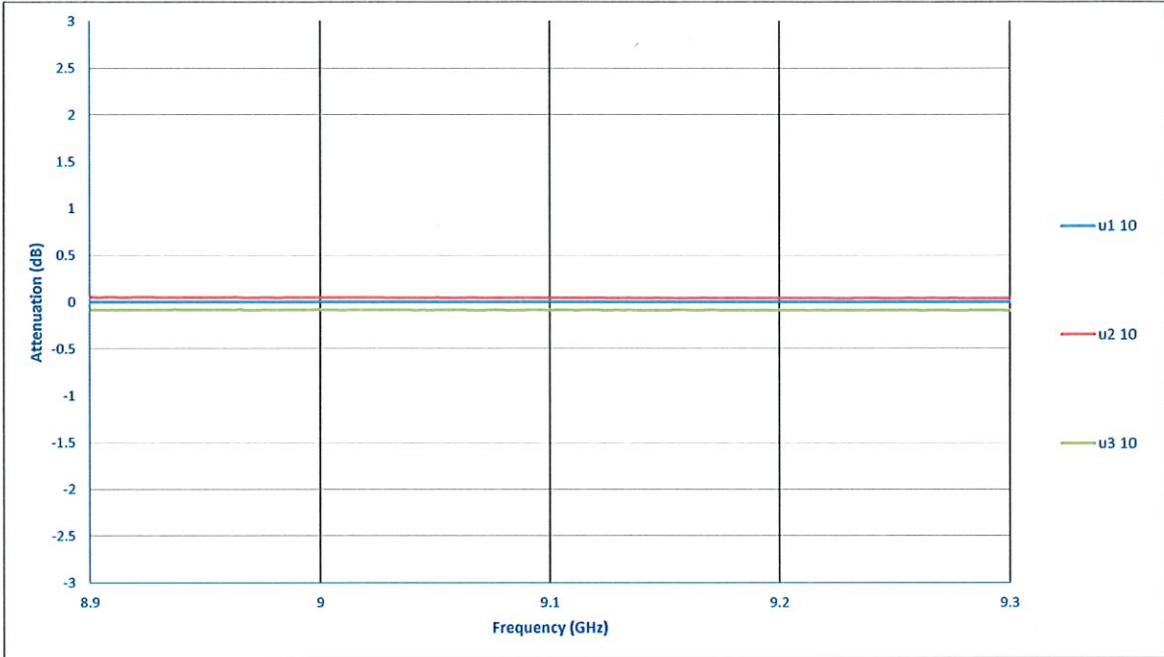


**SUMMARY TEST DATA
 ON
 PVAN-8993-60-SFF**

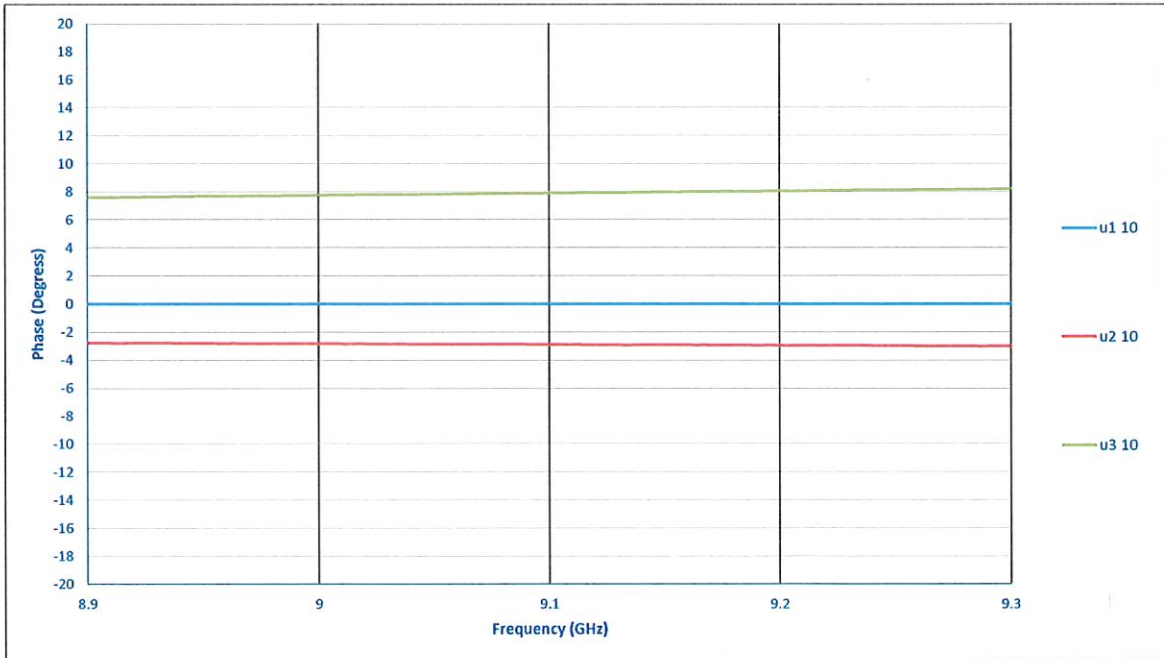


**SUMMARY TEST DATA
 ON
 PVAN-8993-60-SFF**

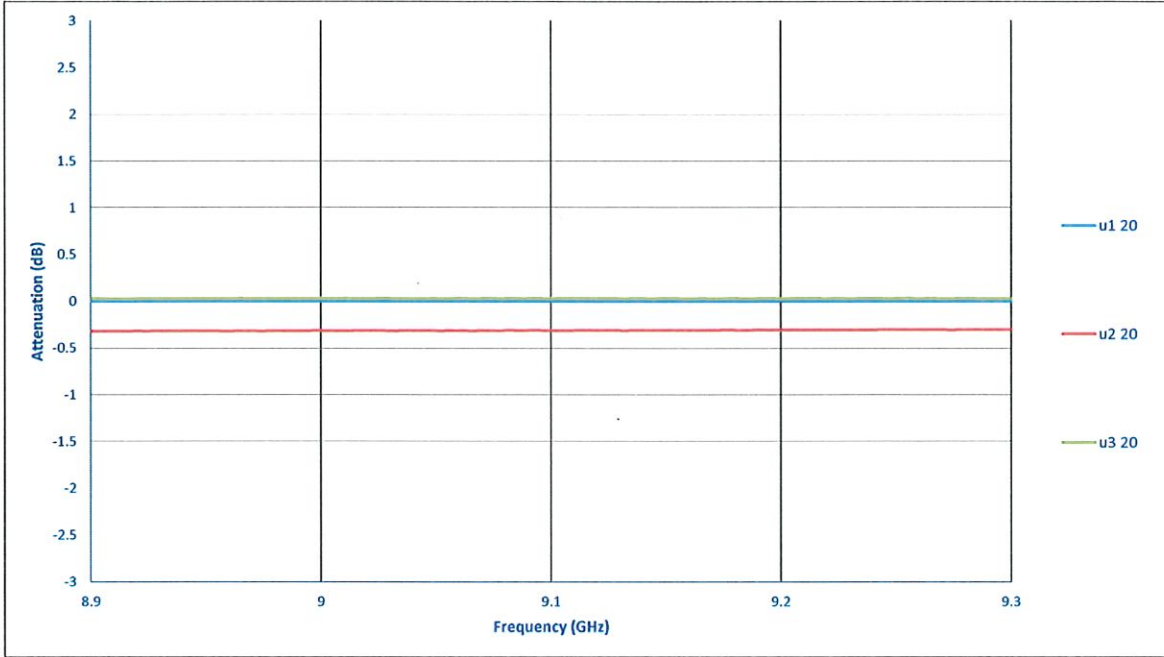
Attenuation Balance @ 10 dB Attenuation (Between 3 Units)



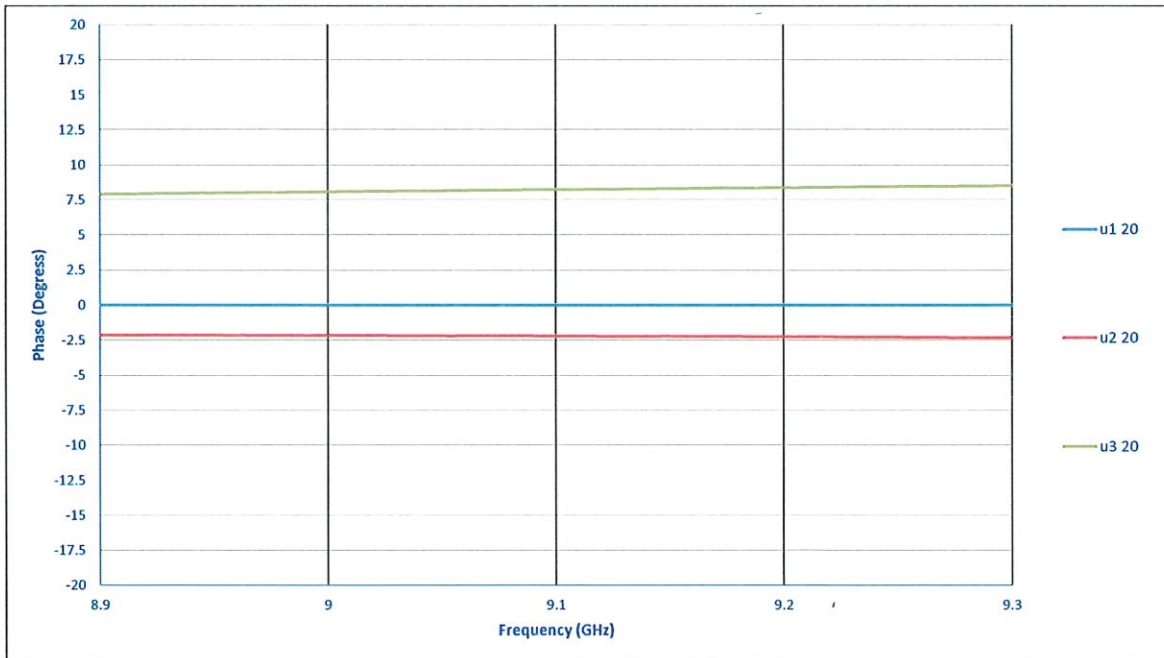
Phase Balance @ 10 dB Attenuation (Between 3 Units)



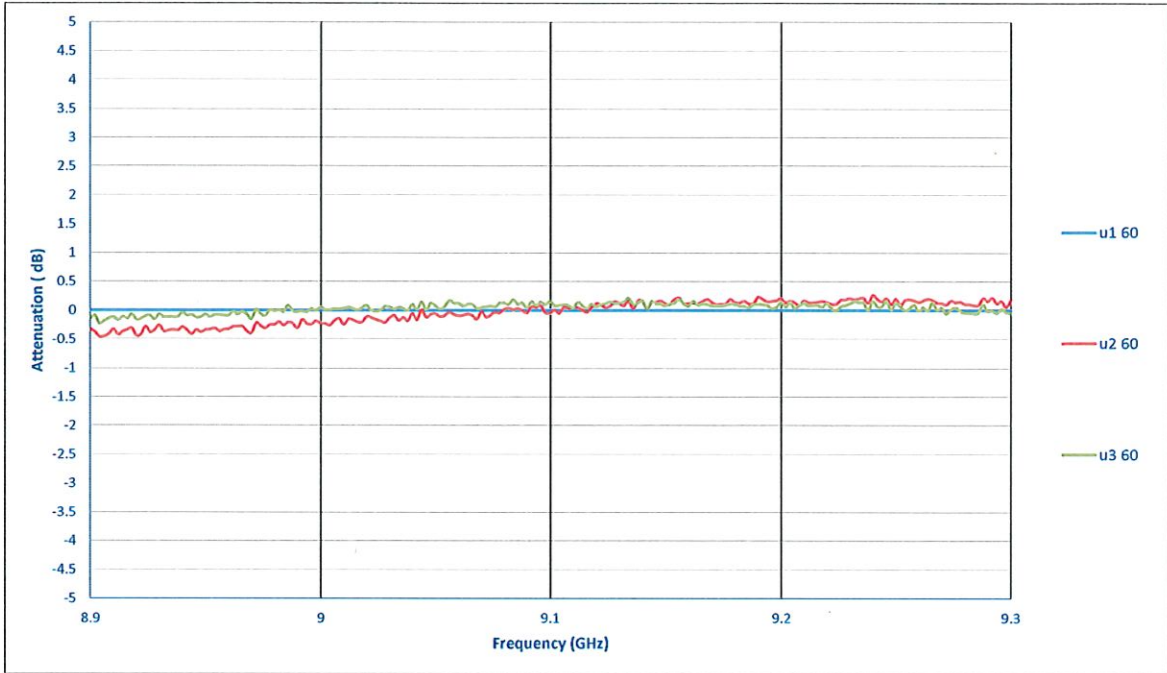
Attenuation Balance @ 20 dB Attenuation (Between 3 Units)



Phase Balance @ 20 dB Attenuation (Between 3 Units)



Attenuation Balance @ 60 dB Attenuation (Between 3 Units)



Phase Balance @ 60 dB Attenuation (Between 3 Units)

