

**SUMMARY TEST DATA
ON
PVAN-8993-60-SFF**

Customer: _____ Tested By: E. Kretz
 Job No: _____ Date: Tuesday, February 28, 2023
 Model No: PVAN-8993-60-SFF Temperature: +25° C
 Serial No: PL39754-A/2309 Drawing No: 27645160 Rev: A1

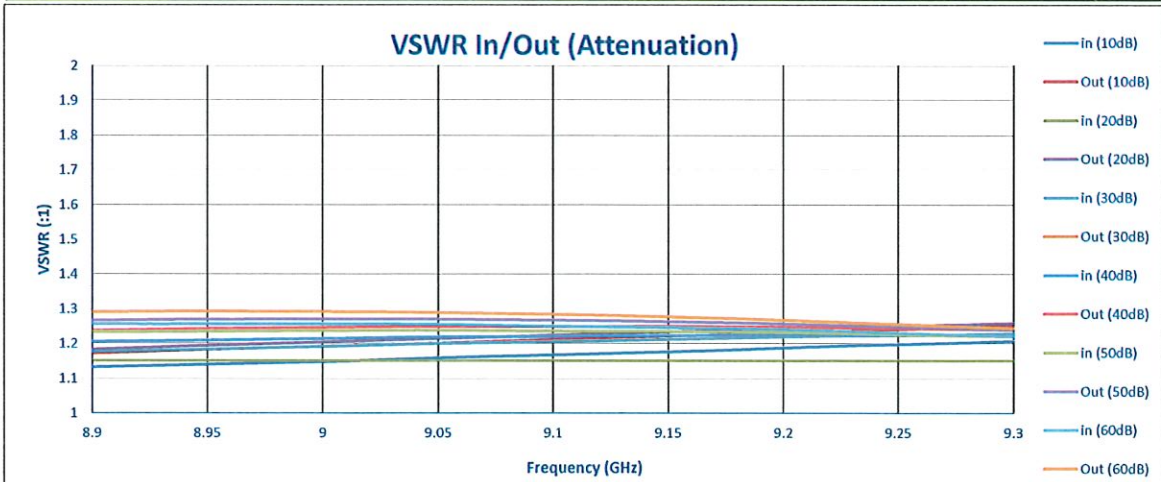
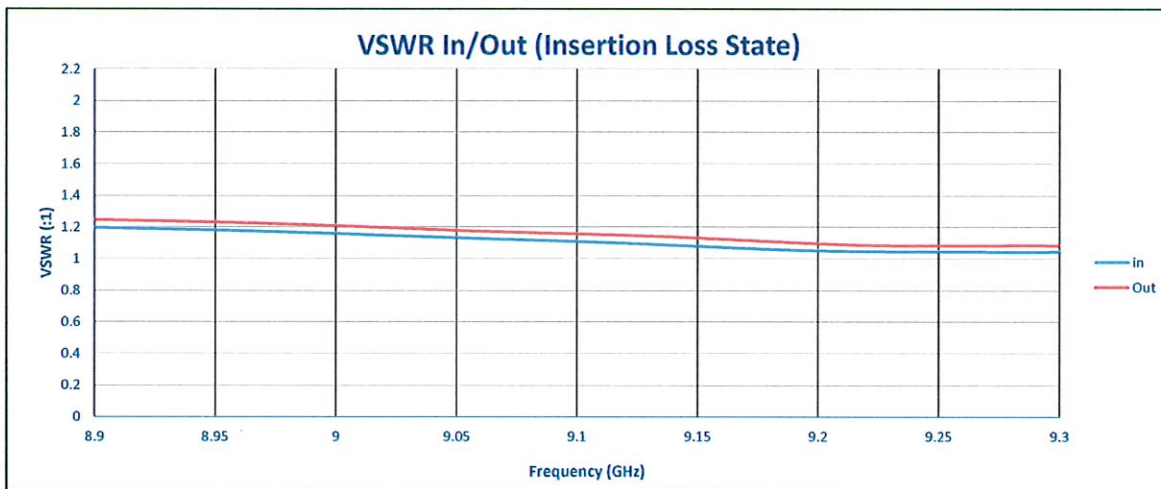
TEST. ITEM NO	PARAMETERS	SPECIFIED VALUE	PASS/FAIL	QA QC
1	Frequency Range:	8.9 to 9.3 GHz	8.9 to 9.3 GHz	PMI QA2
2	Insertion Loss:	2.7 dB Max.	2.54 dB See Graph	
3	Mean Attenuation Range:	60 dB Min.	Pass 60dB Attenuation See Graph	
4	VSWR:	1.5:1 Max.	1.2:1 In	
			1.25:1 Out	
			See Graph	
5	Attenuation Flatness:	±0.75 dB Max. (at any point of 0 to 60 dB)	0.31 dB Max.	
			-0.31 dB Min.	
			See Graph	
6	Attenuation Accuracy:	±2 dB Max./+0 to +55°C ±1.5 dB Max./+5 to 45°C	0.59 dB See Graph	
7	Switching Time:	500 ns Max.	Pass See Typical Characteristics	
8	Rise Time & Fall Time: (Between a set of 3 units)	350 ns Max.	Pass See Typical Characteristics	
9	Analog Input Range:	Operating: 0 to +6V Survival: -1 to +12V	Pass	
10	Phase Shift: (Phase Variation)	50° Max.	44.82° See Graph	
11	Attenuation Balance Unit to Unit (Between a set of 3 Units)	1.5 dB Max.	1.1 dB See Graphs	
12	Phase Balance Unit to Unit (Between the set of 3 Units)	10° Max.	9.24° See Graphs	
13	Power Handling:	Operating: +20 dBm Min. Survival: +30 dBm Min.	Pass See Typical Characteristics	
14	Continuous Variable Operation:	RF output that follows the input voltage	Pass See Graphs	
15	Transfer Function:	10dB/Volt Nom.	Pass See Graphs	
16	Input Resistance:	6 KOhm Nom.	Pass See Typical Characteristics	
17	Power Supply	+15V ±0.5V @120 mA Max. -15V ±0.5V @ 50 mA Max.	+15V ±0.5V @ 51 mA -15V ±0.5V @ 20 mA	PMI QA2

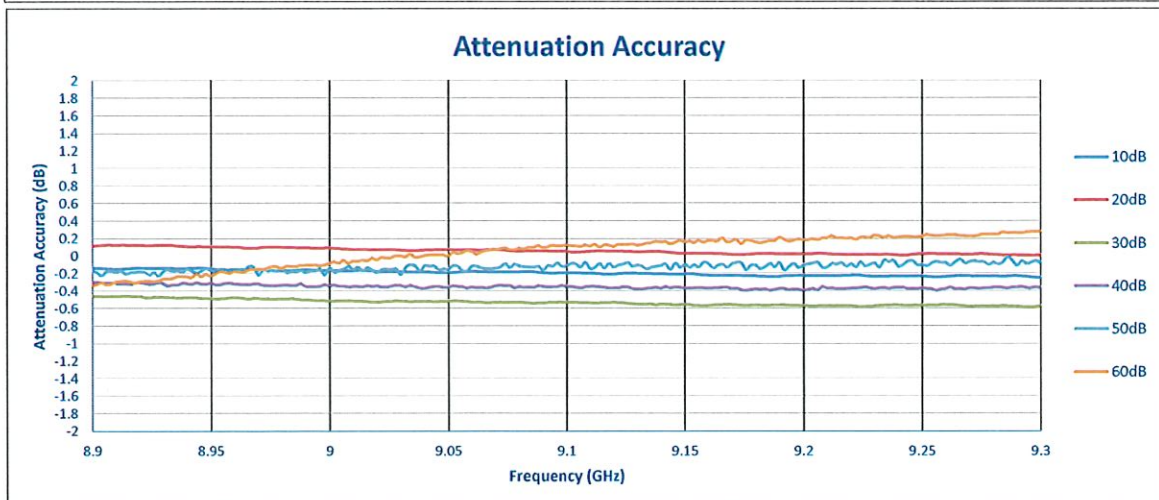
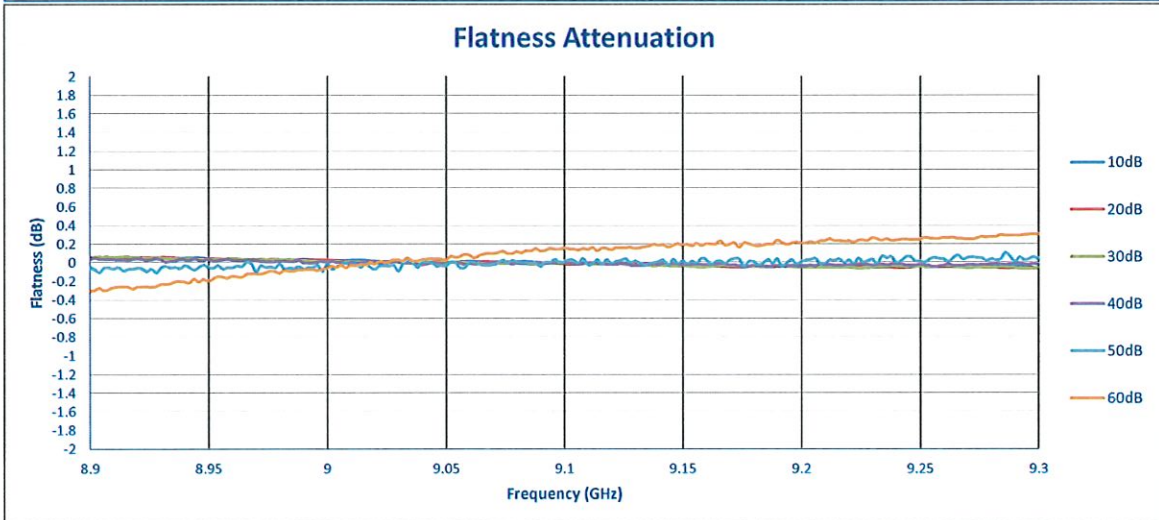
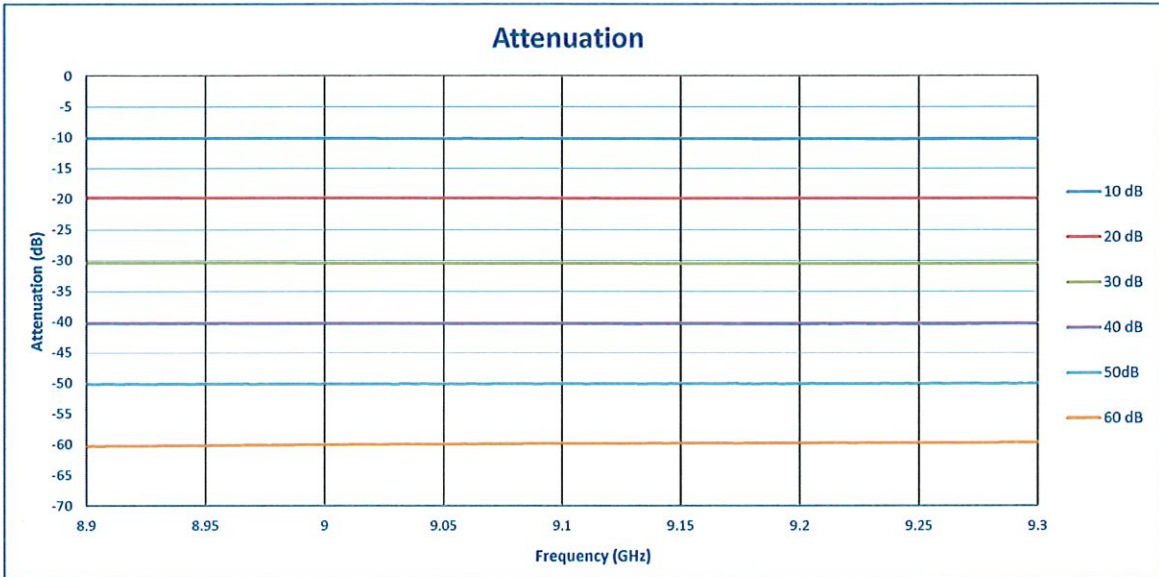
QA/QC Approval: 

PMI
QA2

Date: 2/28/2023

**SUMMARY TEST DATA
ON
PVAN-8993-60-SFF**



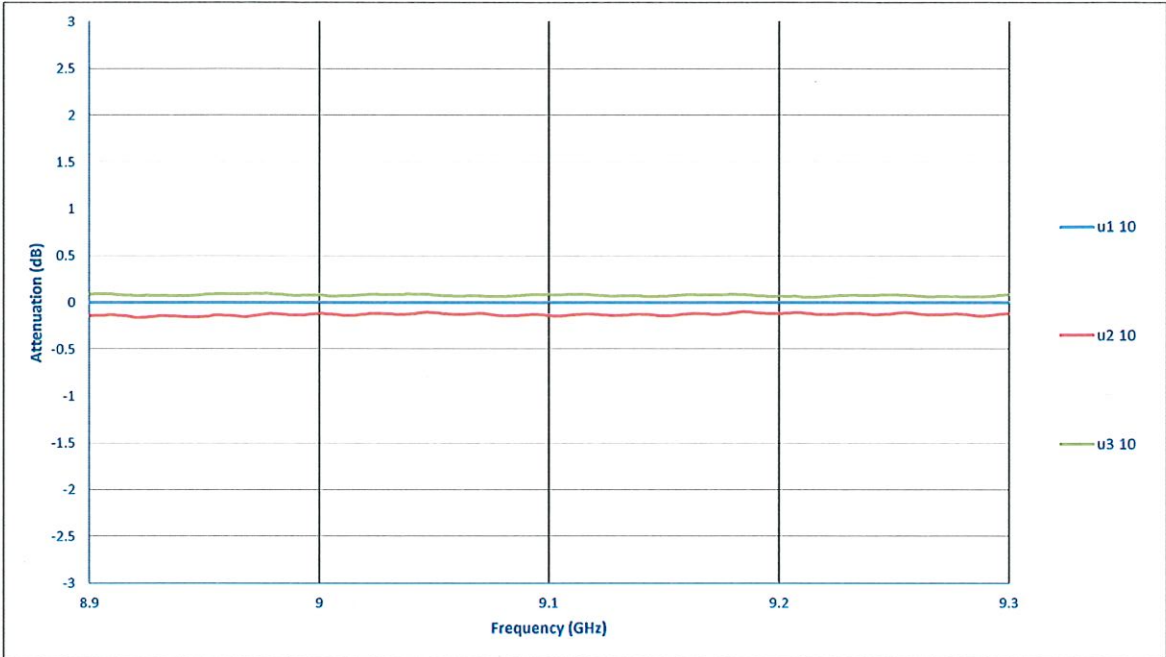


**SUMMARY TEST DATA
 ON
 PVAN-8993-60-SFF**

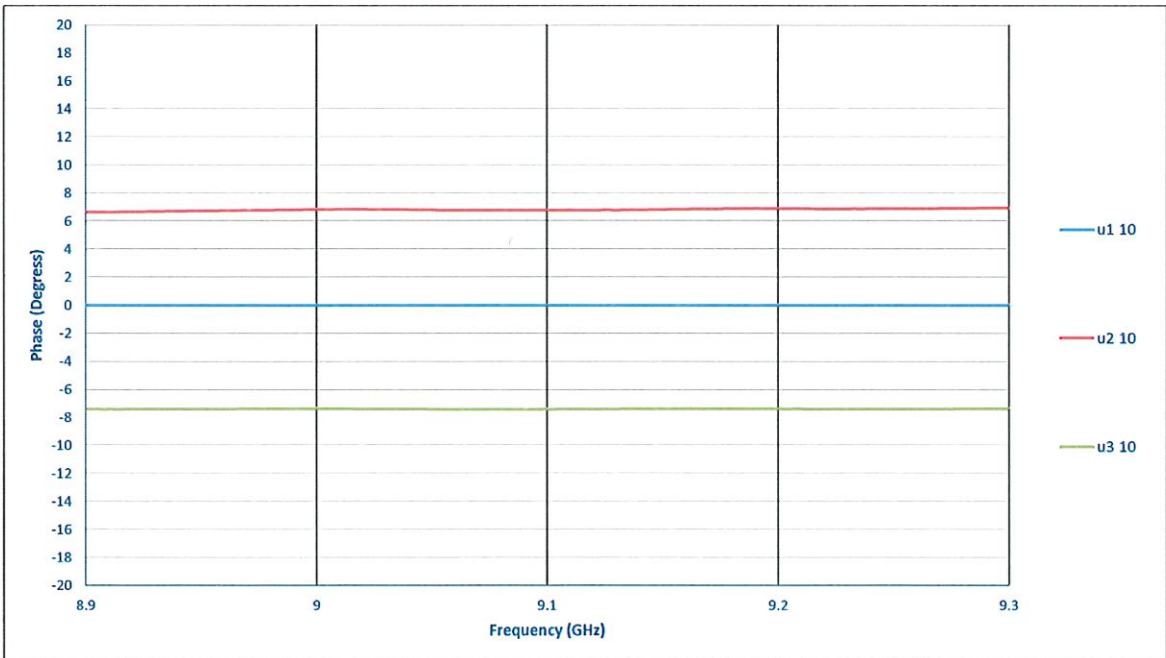


**SUMMARY TEST DATA
ON
PVAN-8993-60-SFF**

Attenuation Balance @ 10 dB Attenuation (Between 3 Units)

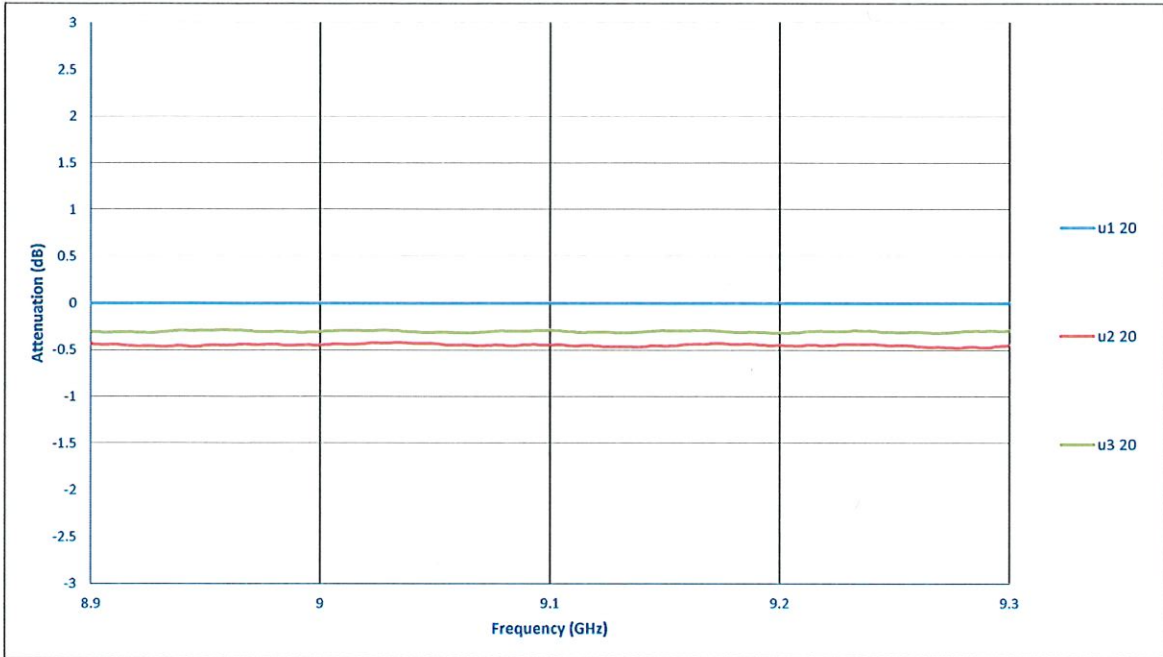


Phase Balance @ 10 dB Attenuation (Between 3 Units)

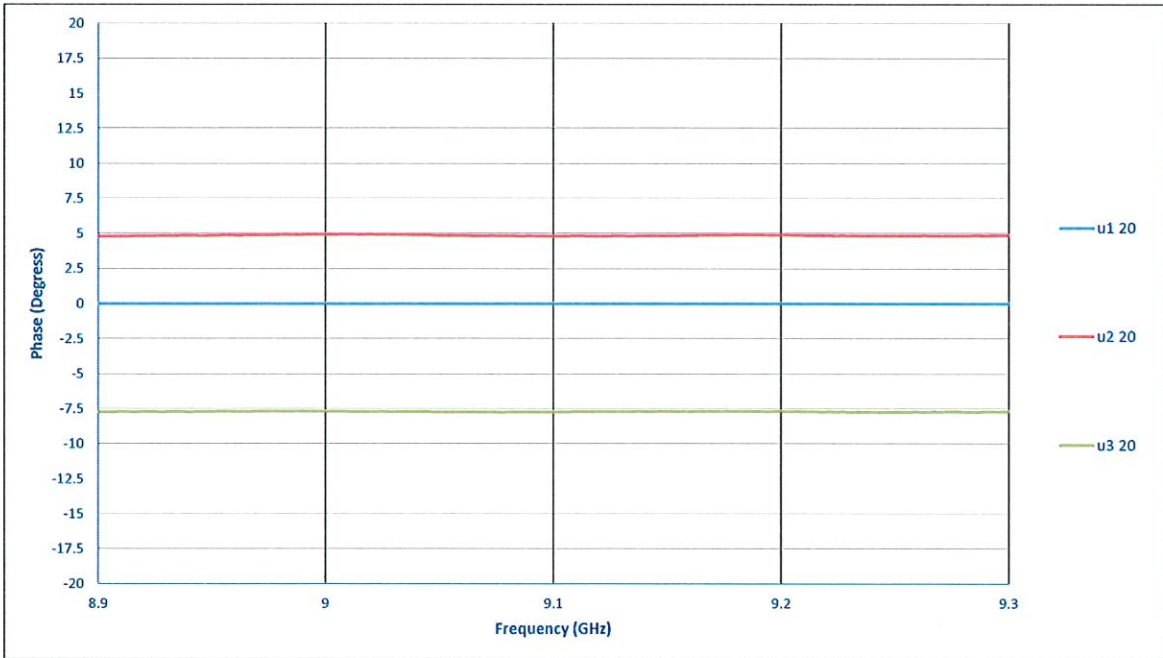


**SUMMARY TEST DATA
 ON
 PVAN-8993-60-SFF**

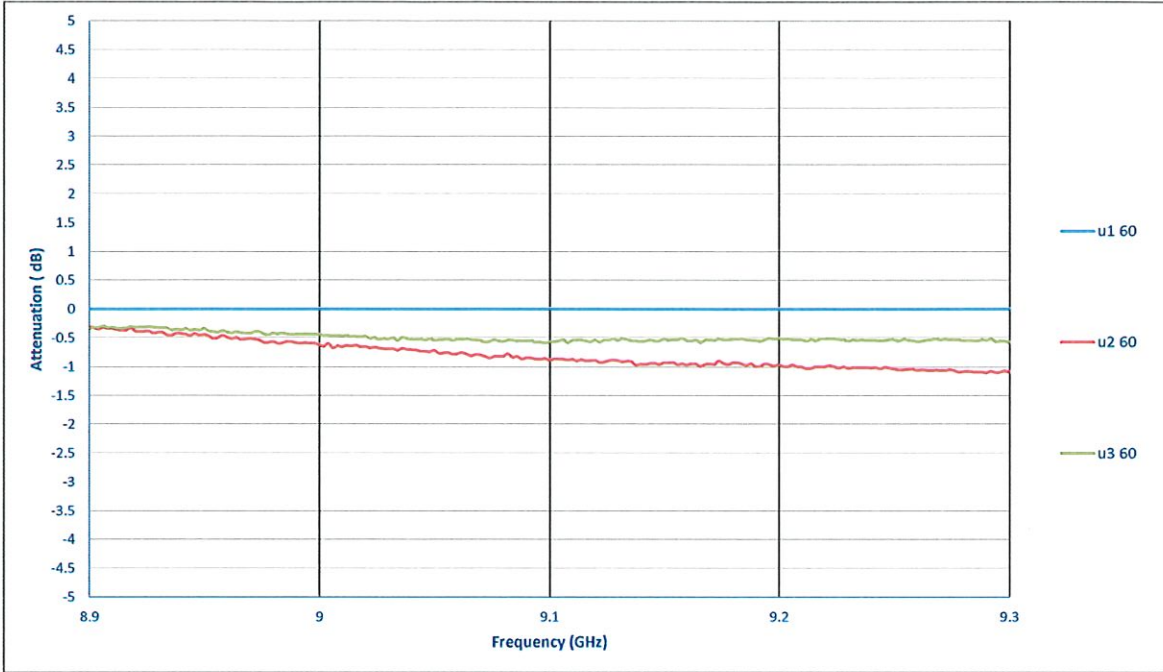
Attenuation Balance @ 20 dB Attenuation (Between 3 Units)



Phase Balance @ 20 dB Attenuation (Between 3 Units)



Attenuation Balance @ 60 dB Attenuation (Between 3 Units)



Phase Balance @ 60 dB Attenuation (Between 3 Units)

