




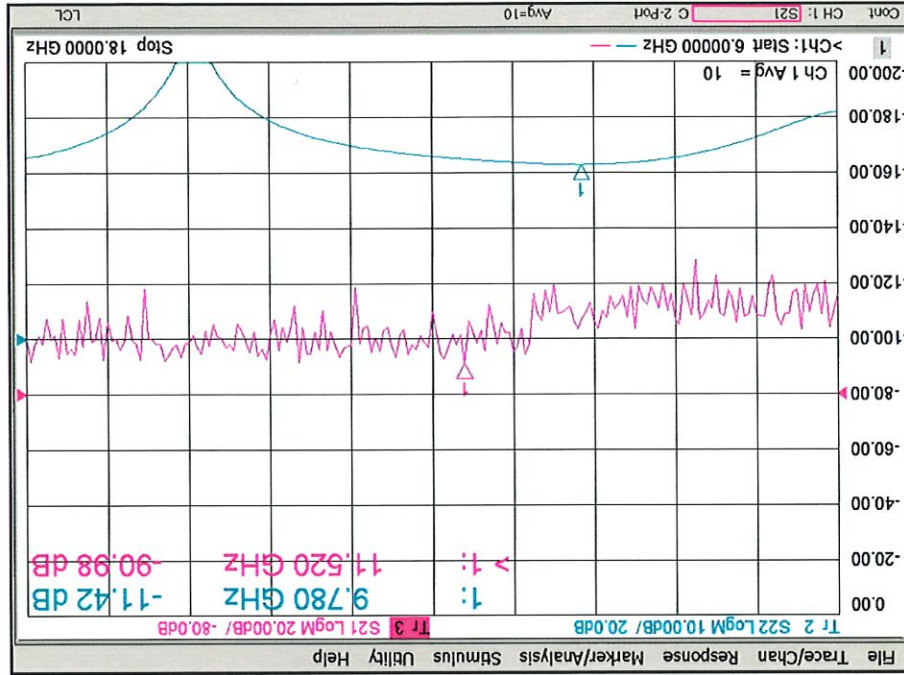
**SUMMARY TEST DATA
ON
P1T-6G18G-60-T-SFF-1W**

Customer: _____ Tested By: L. McGraw
SO No: _____ Temperature: +25°C
Model No: P1T-6G18G-60-T-SFF-1W Date: 02/28/23
Serial No: PL39768/2309 Drawing No: 27628521 Rev: A1

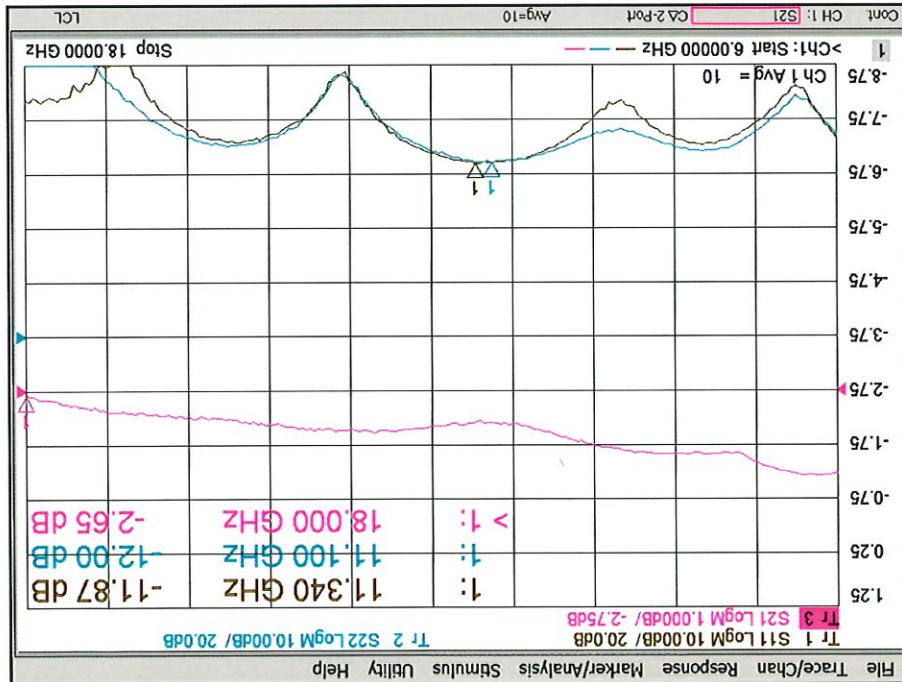
TEST. ITEM NO	PARAMETERS	SPECIFIED VALUE	TEST RESULTS	QA QC
1	Frequency Range:	6.0 to 18.0 GHz	6.0 to 18.0 GHz	PMI QA2
2	Insertion Loss:	2.75dB Max	2.65 dB (See Plot)	PMI QA2
3	Isolation:	65dB Min	90 dB (See Plot)	
4	VSWR:	2.0:1 Max (1.5:1 Goal)	1.74:1	
5	Switching Speed:	25ns Typ	<25ns See Typical Characteristics	
6	Operating Power:	+30dBm Max	+30dBm See Typical Characteristics	
7	Control	TTL Logic "0" = Insertion Loss "1" = Isolation	Pass	
8	Power Supply:	+5VDC @ 50mA Max -15VDC @ 75mA Max	+5VDC @ 34 mA -15VDC @ 65 mA	

QA/QC Approval:  Date: 2/28/2023

PMI
QA2



(J1-J2) Isolation and Termination Return Loss



(J1-J2) Insertion Loss and Return Loss

SUMMARY TEST DATA
ON
P1T-6G18G-60-T-SFF-1W

