



**SUMMARY TEST DATA
ON
P4T-0R3G18G-70-T-SFF**

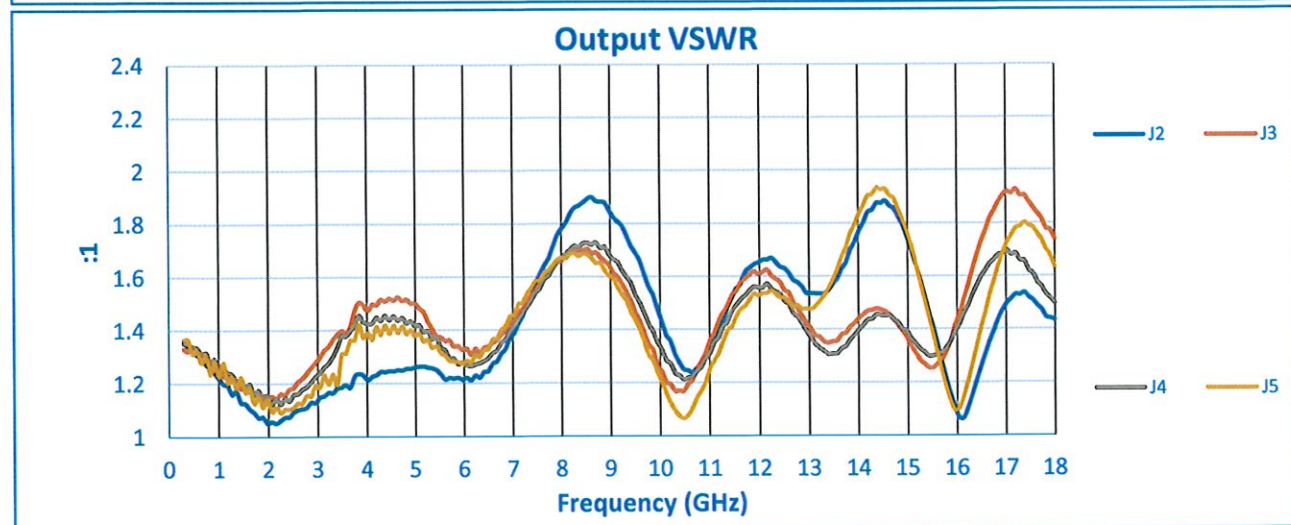
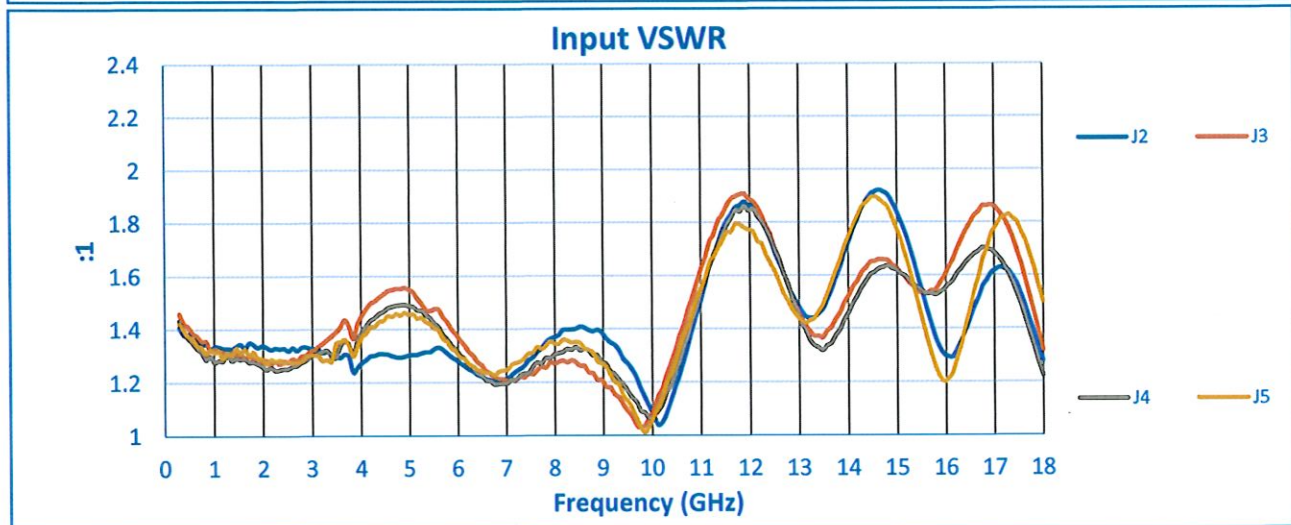
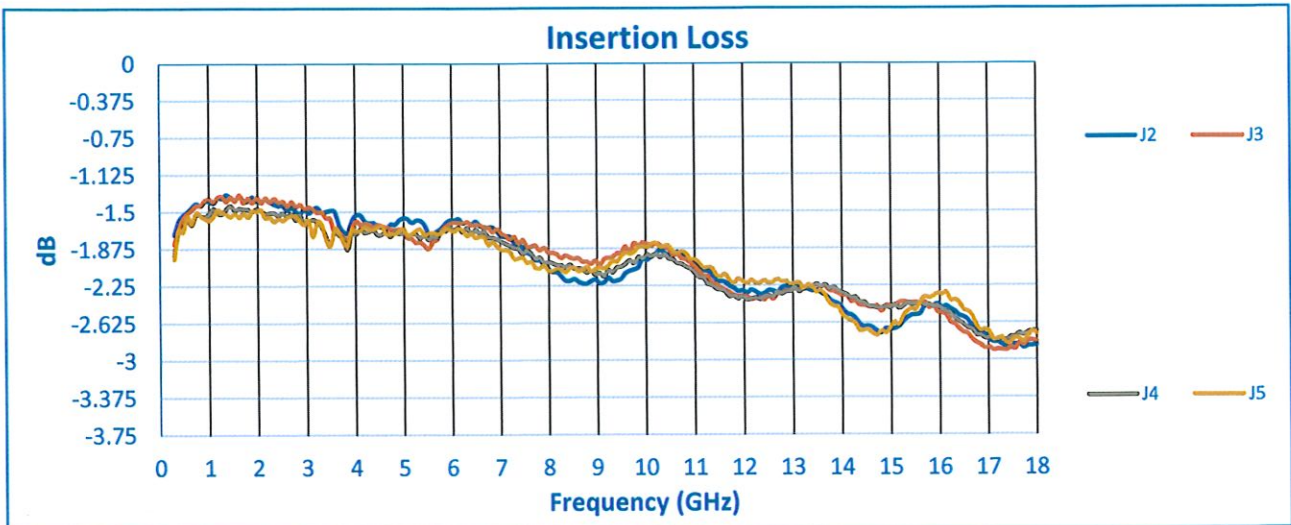
Customer: _____
 SO No: _____
 Model No: P4T-0R3G18G-70-T-SFF
 Serial No: PL39978/2312

Tested By: L. McGraw
 Temperature: 25°C
 Date: 5/2/2023
 Drawing No: 27630421 Rev: A1

TEST ITEM NO.	PARAMETERS	SPECIFIED VALUE	TEST RESULTS	QA QC
1	Frequency Range	0.3 GHz to 18 GHz	0.3 GHz to 18 GHz	PMI QA1
2	Insertion Loss	3.75 dB Max.	2.9 dB	
3	Isolation	60 dB Min., 0.3 to 2 GHz 70 dB Min., 2 to 18 GHz	88.2 dB, 0.3 to 2 GHz 92.3 dB, 2 to 18 GHz	
4	VSWR: In/Out	2:1 Typ.	1.92:1 In 1.93:1 Out	
5	VSWR Output/Off	2:1 Typ.	1.9:1	
6	Rise/Fall Time	15 ns Max. Rise 10 ns Typ. Rise 15 ns Max. Fall 10 ns Typ. Fall	Pass See Typical Characteristics	
7	Delay On/Off	100 ns Max. On 75 ns Typ. On 100 ns Max. Off 75 ns Typ. Off	Pass See Typical Characteristics	
8	Survival Power	1 Watts CW 10 Watts Peak 1 uS Pulse Width 1% Duty	Pass See Typical Characteristics	
9	Power Supply	5 V @ 65 mA Max. -5 V @ 50 mA Max.	5 V @ 50 mA -5 V @ 40 mA	PMI QA1

QA/QC Approval:  PMI QA1 Date: 5/2/23

7309-A Grove Road Frederick, MD 21704 USA Phone: (301)662-5019 Fax: (301)662-1731
 Email: sales@quanticpmi.com



7309-A Grove Road Frederick, MD 21704 USA Phone: (301)662-5019 Fax: (301)662-1731
Email: sales@quanticpmi.com

