

**SUMMARY TEST DATA
ON
P6T-2G20G-55-T-SFF**

Customer: _____
SO No: _____
Model No: P6T-2G20G-55-T-SFF
Serial No: PL40025/2313

Tested By: A. Lopez
Temperature: +25° C
Date: 4/15/2024
Drawing No: 27626103 Rev: A1

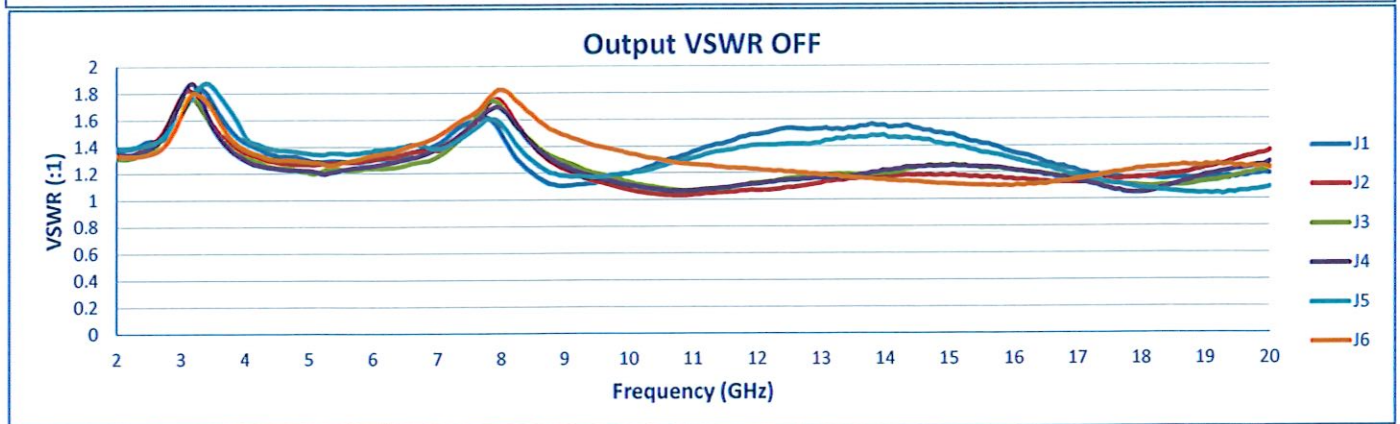
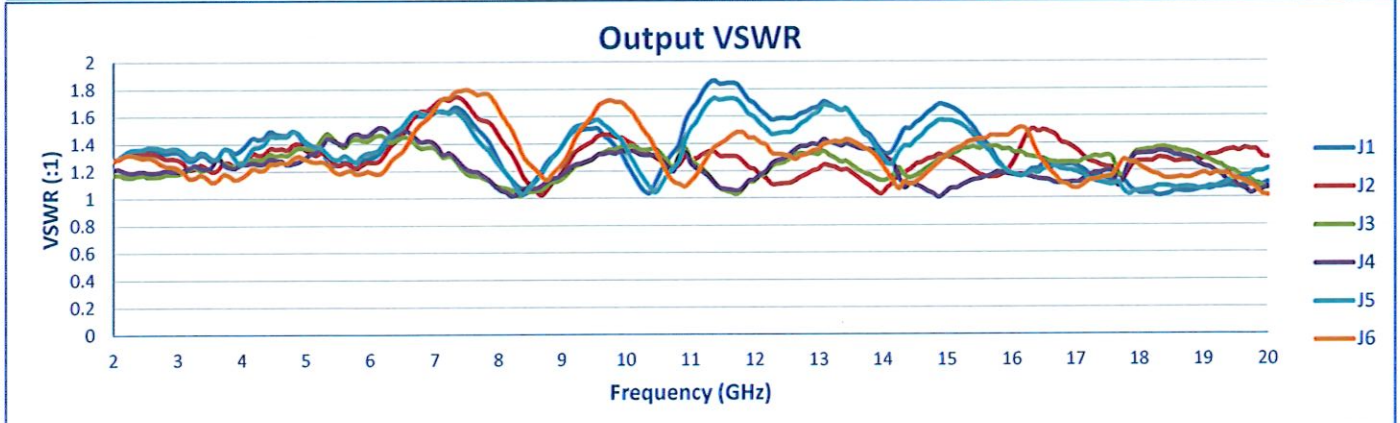
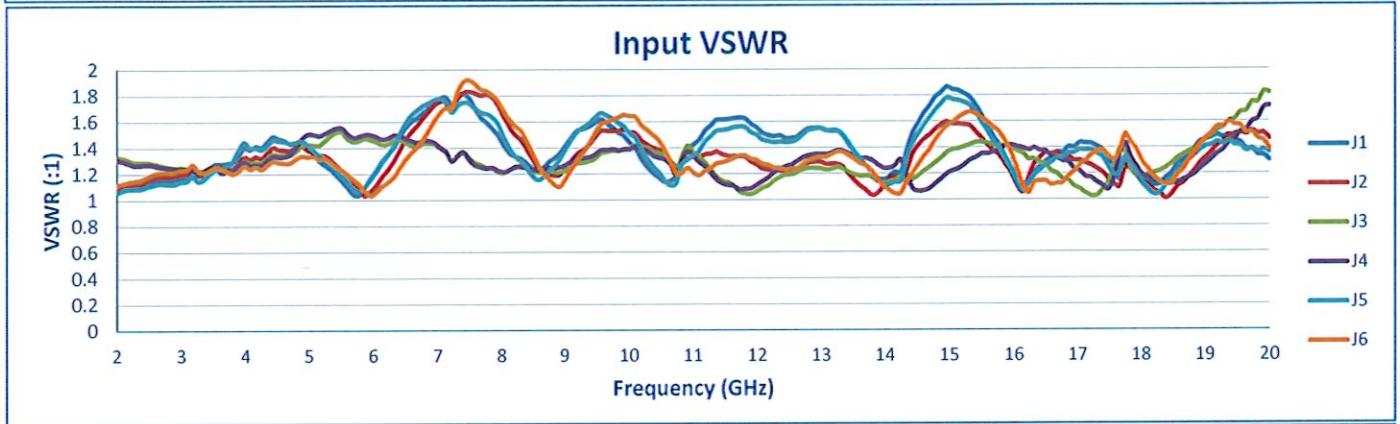
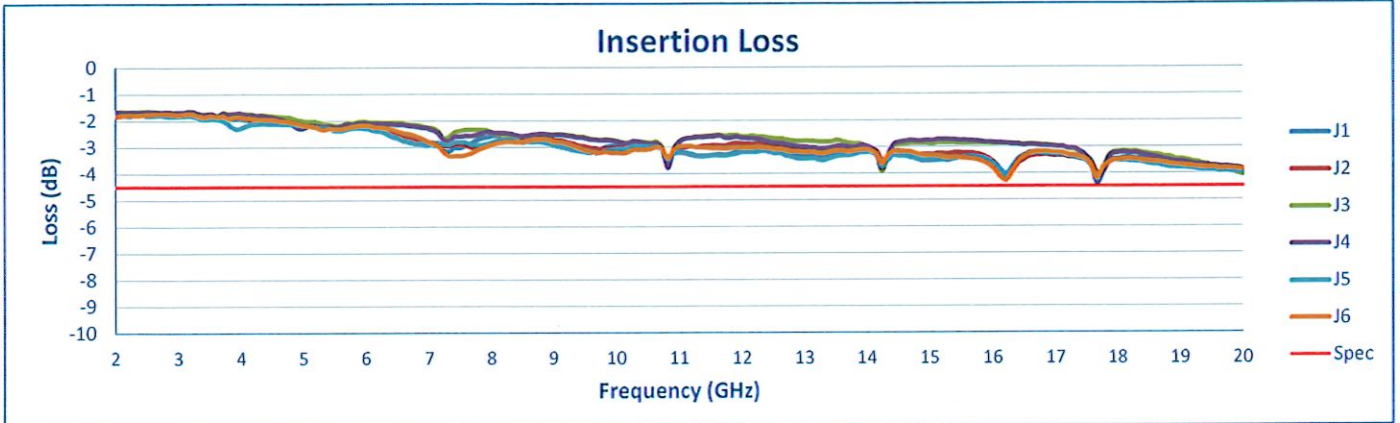
TEST ITEM NO.	PARAMETERS	SPECIFIED VALUE	TEST RESULTS	QA QC
1	Frequency Range	2 GHz - 20 GHz	2 GHz - 20 GHz	PMI QA2
2	Isolation	55 dB Min	63.4dB See Plot	
3	Insertion Loss	4.5 dB Max.	4.38dB See Plot	
4	Frequency Flatness	2 to 11 GHz (+1.0/-0.5 dB) 11 to 20 GHz (+2.0/-0.5 dB)	0.6dB / -0.4dB	
			1.2dB / -0.4dB	
			See Plot	
5	VSWR: In/Out	2.0:1 Max	1.92:1	
			1.86:1 See Plot	
6	VSWR: Out/Off	2.0:1 Max	1.87:1 See Plot	
7	Input Power	+20 dBm Operational +27 dBm Survival	Pass See Typical Characteristics	
8	RF Switching Speed	Rise: 30 ns Max (10% to 90%) Fall: 30ns Max (90% to 10%)	Pass See Typical Characteristics	
9	Video Leakage	<1.3V Max, 25ns Window	Pass See Typical Characteristics	
10	DC Voltage	+15 VDC @ 200 mA Max -5 VDC @ 100 mA Max	+15 VDC @ 60 mA -5 VDC @ 55 mA	
11	Control Signal	TTL Logic: "0" On, "1" Off	Pass	

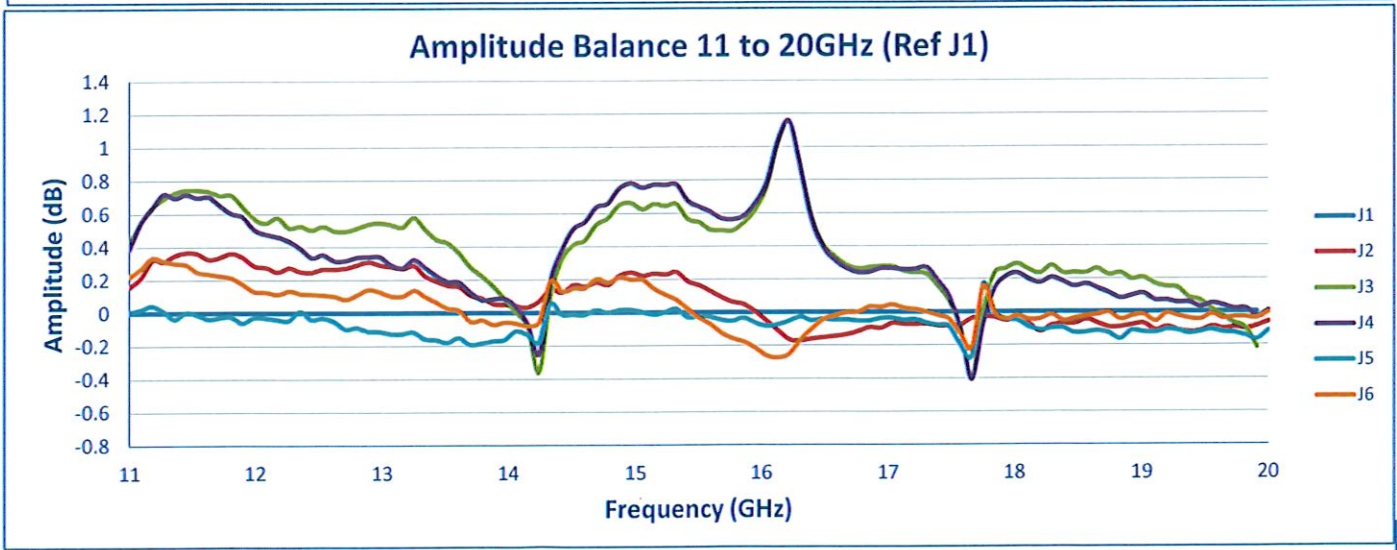
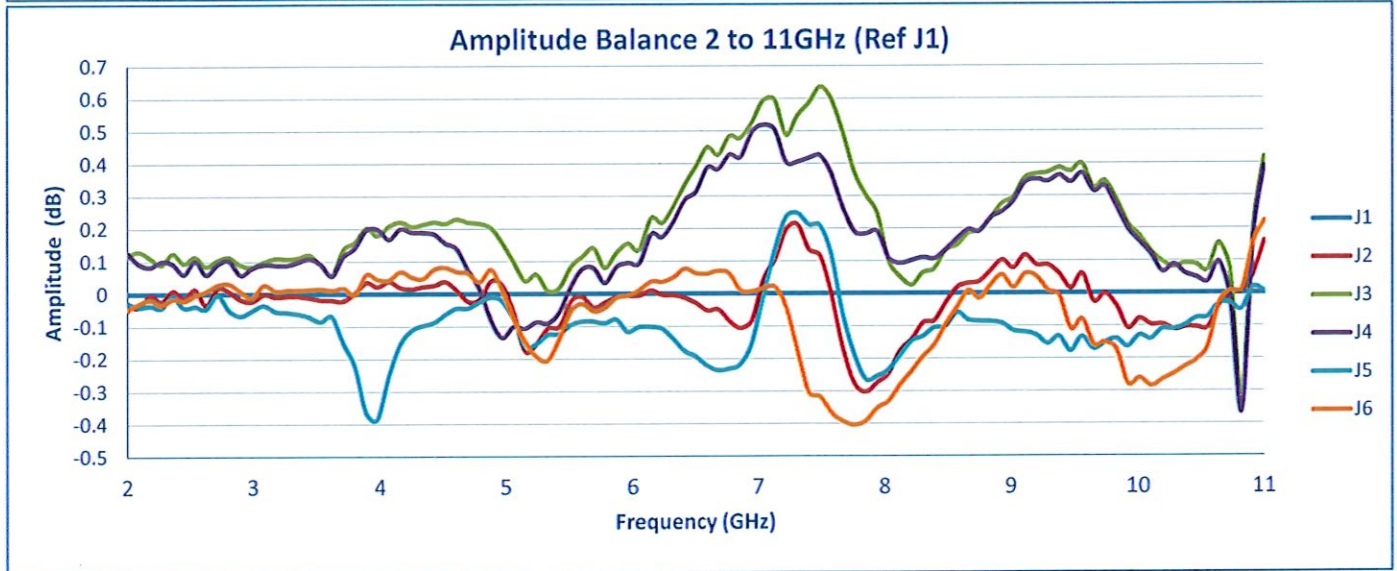
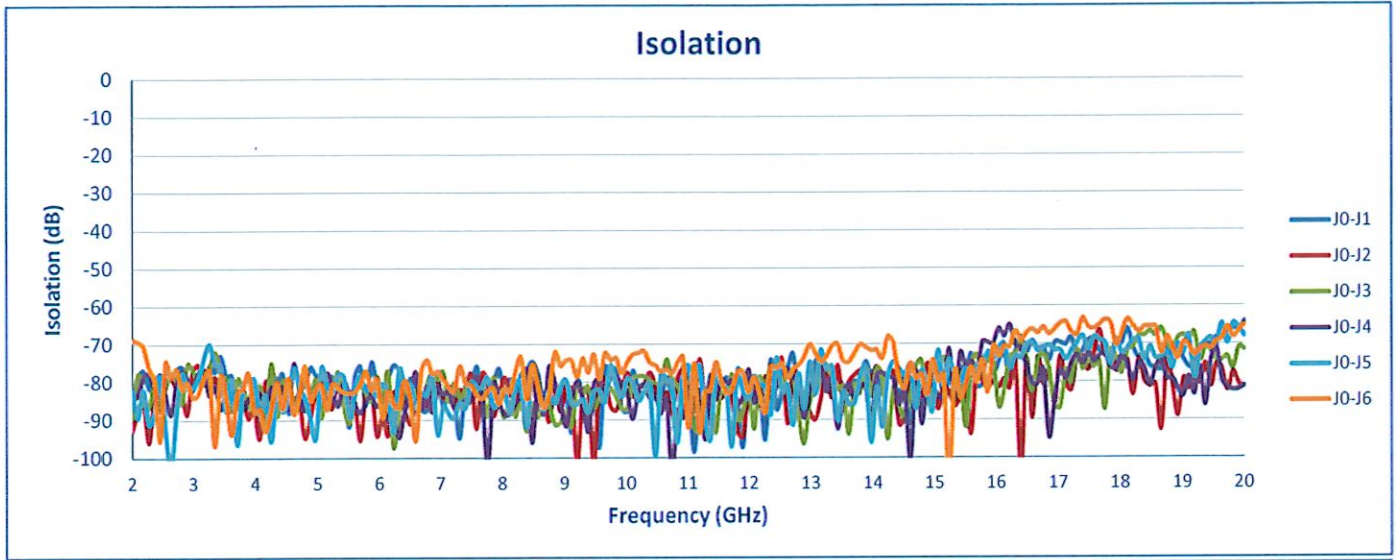
QA/QC Approval: 

PMI
QA2

Date: 4/15/2024

7309-A Grove Road Frederick, MD 21704 USA Phone: (301)662-5019 Fax: (301)662-1731
Email: sales@pmi-rf.com





**SUMMARY TEST DATA
ON
P6T-2G20G-55-T-SFF**

