



**SUMMARY TEST DATA  
ON  
SDLVA-1G20G-58-12-SFF**

**PL40050/2313**

Customer: \_\_\_\_\_  
 SO No: \_\_\_\_\_  
 Model No: SDLVA-1G20G-58-12-SFF  
 Serial No: PL40050/2313

Tested By: Jojo E. Sign: JE  
 Temperature: +25°C Sign: AJ  
 Date: 03/29/2023  
 Drawing No: 27612160 Rev: A3

TEST ITEM	PARAMETERS	SPECIFIED VALUE	TEST MEAS.	TEST RESULT	QA QC	
1	Frequency Range	1 GHz – 20 GHz	-	1 GHz to 20 GHz	PMI QA3	
2	Frequency Flatness	±2.0 dB Typ.	See Plot	±0.6 dB	↓	
3	Log Linearity	±1.0 dB Typ. (-50 to 0 dBm)	See Plot	±1.3 dB Max ±0.85 dB Avg		
4	Log Linearity Over Temp	±1.0 dB Typ. (-50 to 0 dBm @ -55°C to +85°C)	-	Pass		
5	Logging Range	-54 to +5 dBm	-	-50 to +5 dBm		
6	Input VSWR	3.0:1 Typ.	See Plot	3.65:1		
7	Output Voltage Range	0.9 V to 1.5 V Typ.	See Plot	0.970 V to 1.729 V		
8	Slope	14 mV / dB Typ.	See Plot	15.6 mV/dB		
9	Rise Time	5 ns Typ. (Pin = -20 dBm @ 10% to 90%)	See Plot	3.0 ns		
10	Fall Time	20 ns Typ. (Pin = -20 dBm @ 90% to 10%)	See Plot	5.3 ns		
11	Recovery Time	28 ns Typ. (Pin = -50 dBm to 0 dBm)	See Plot	< 20.6 ns		
12	Propagation Delay	14 ns Typ.	By Design	Pass		
13	TSS	-60 dBm Typ.	See Plot	-57 dBm		↓
14	Power Supply	+12 V @ 100 mA Typ.	-	100 mA		PMI QA3

QA/QC Approval: A Zimmerman Date: 3-29-2023



# SUMMARY TEST DATA ON SDLVA-1G20G-58-12-SFF

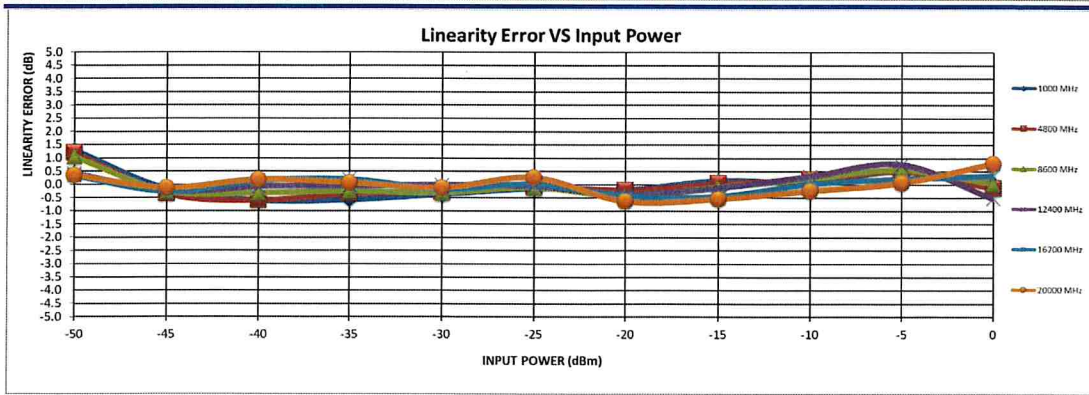
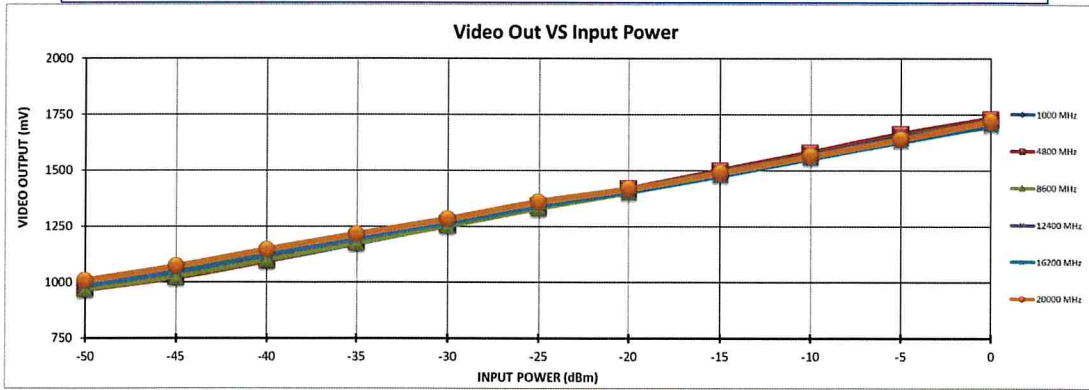
PL40050/2313

## Transfer Response at 25°C

LOG TRANSFER VS FREQUENCY  
 MODEL: SDLVA-1G20G-58-12-SFF  
 TESTED BY: J. Emperador  
 DATE: 03/28/2023  
 SERIAL NO: PL40050

Test Temp: +25C  
 Vos=926mV

Frequency			-50	-45	-40	-35	-30	-25	-20	-15	-10	-5	0	RF Input Power (dBm)
1000 MHz	INTERCEPT (mV)	1728.8	972	1027	1088	1178	1257	1338	1415	1498	1575	1650	1729	Measured Value (mV)
	SLOPE (mV/dB)	15.5	20	-3	-9	-9	-6	-2	-3	2	2	8	0	Error (mV)
4800 MHz	INTERCEPT (mV)	1731	970	1024	1088	1180	1259	1340	1416	1498	1578	1661	1729	Measured Value (mV)
	SLOPE (mV/dB)	15.6	19	-5	-9	-5	-4	-1	-3	1	3	8	-2	Error (mV)
8600 MHz	INTERCEPT (mV)	1714.5	971	1027	1102	1178	1254	1333	1404	1485	1566	1647	1715	Measured Value (mV)
	SLOPE (mV/dB)	15.2	18	-4	-4	-4	-2	-3	-3	3	3	8	1	Error (mV)
12400 MHz	INTERCEPT (mV)	1706.6	987	1050	1125	1198	1271	1343	1411	1487	1566	1645	1699	Measured Value (mV)
	SLOPE (mV/dB)	14.5	6	-4	-1	-1	0	-1	-5	-2	5	11	-8	Error (mV)
16200 MHz	INTERCEPT (mV)	1698.2	990	1053	1130	1202	1268	1342	1407	1478	1556	1630	1703	Measured Value (mV)
	SLOPE (mV/dB)	14.3	5	-4	2	3	-2	0	-6	-6	0	3	5	Error (mV)
20000 MHz	INTERCEPT (mV)	1707.8	1006	1070	1145	1214	1282	1358	1416	1488	1563	1638	1719	Measured Value (mV)
	SLOPE (mV/dB)	14.1	5	-2	3	1	-2	4	-9	-8	-3	1	11	Error (mV)
Average Slope (mV/dB)	14.9		1.2	1.6	1.6	1.3	1	0.9	0.4	0.7	0.8	1.1	1	Flatness = ± 0.6





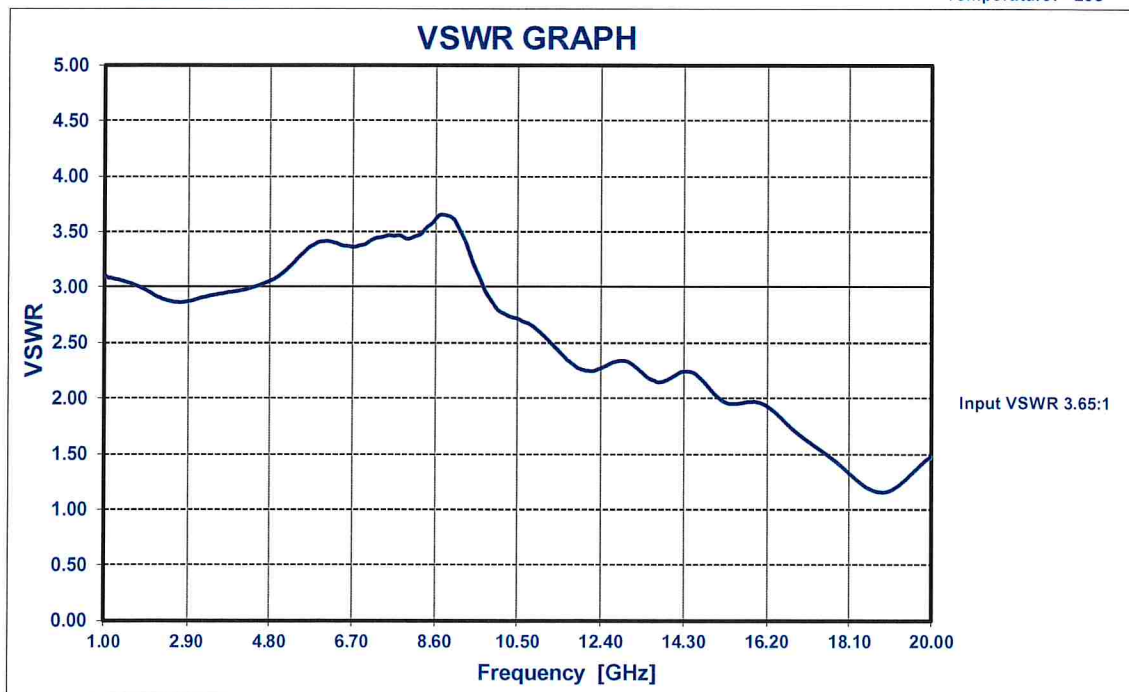
**SUMMARY TEST DATA  
ON  
SDLVA-1G20G-58-12-SFF**

**PL40050/2313**

**VSWR**

Model Number: SDLVA-1G20G-58-12-SFF  
Serial Number: PL40050  
Date: 3/29/2023

Temperature: +25C





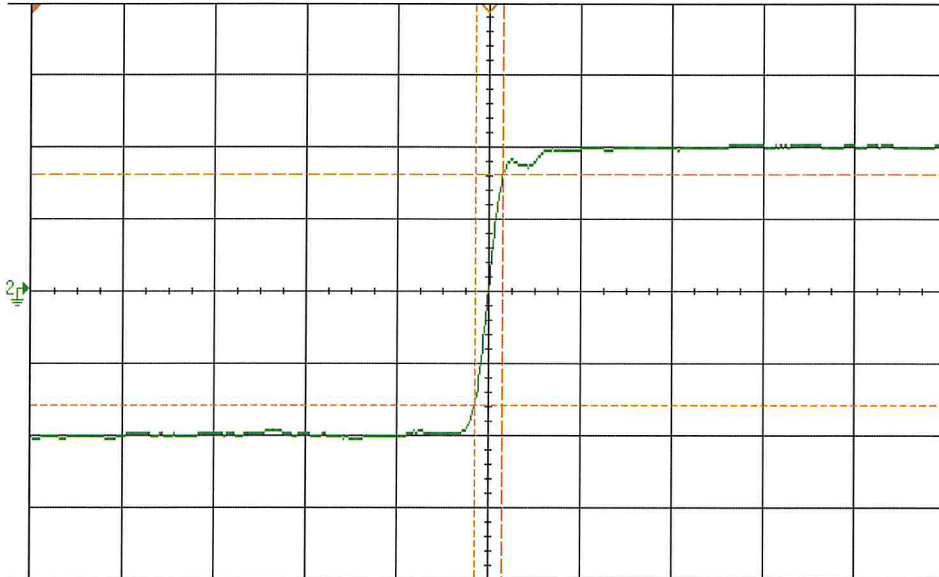
# SUMMARY TEST DATA ON SDLVA-1G20G-58-12-SFF

PL40050/2313

## Rise Time

DSO-X 3024A, MY54490369: Wed Mar 29 12:07:21 2023

1 2 120V/ 3 4 3.00ns 10.00ns/ Auto f E 2.53V



KEYSIGHT TECHNOLOGIES	
Acquisition	
Averaging: 2	
4.00GSa/s	
Channels	
DC	1.00:1
AC	1.00:1
DC	1.00:1
DC	1.00:1
Measurements	
Rise(2):	3.0ns

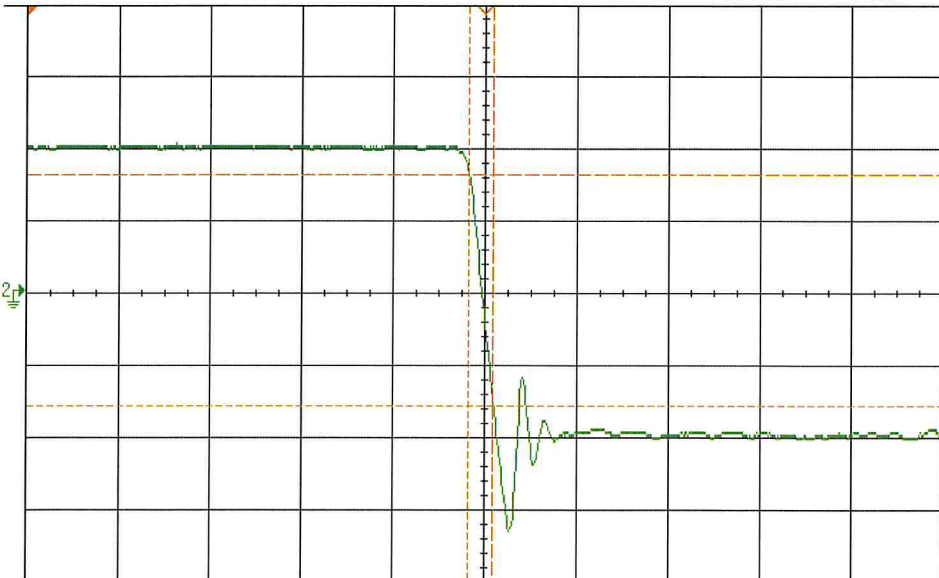
Clear Measurements Menu

Clear Meas 1 Rise(2) Clear Meas 2 <None> Clear Meas 3 <None> Clear Meas 4 <None> Clear All

## Fall Time

DSO-X 3024A, MY54490369: Wed Mar 29 12:08:51 2023

1 2 120V/ 3 4 3.05ns 20.00ns/ Auto f E 2.53V



KEYSIGHT TECHNOLOGIES	
Acquisition	
Averaging: 2	
4.00GSa/s	
Channels	
DC	1.00:1
AC	1.00:1
DC	1.00:1
DC	1.00:1
Measurements	
Fall(2):	5.3ns

Clear Measurements Menu

Clear Meas 1 Fall(2) Clear Meas 2 <None> Clear Meas 3 <None> Clear Meas 4 <None> Clear All

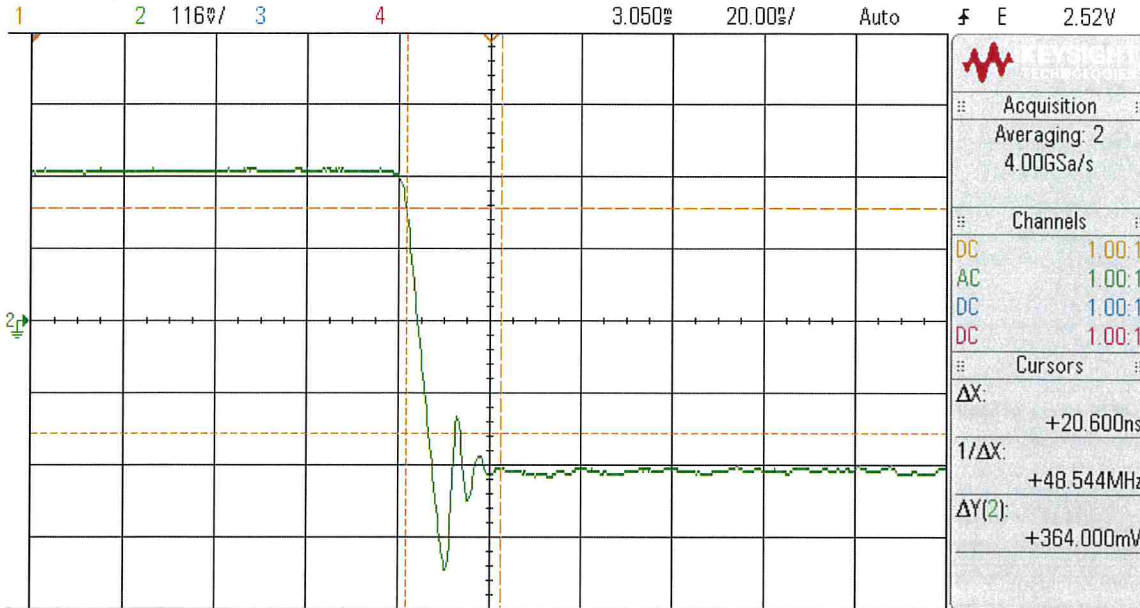


**SUMMARY TEST DATA  
ON  
SDLVA-1G20G-58-12-SFF**

PL40050/2313

**Recovery Time**

DSO-X 3024A, MY54490369: Wed Mar 29 11:54:29 2023

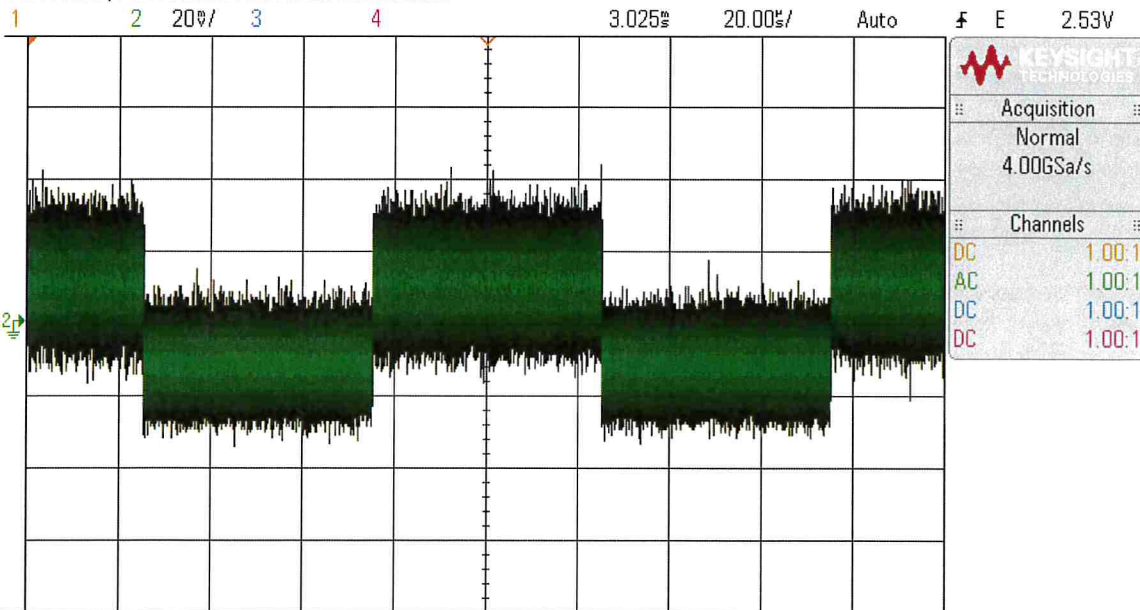


Cursors Menu

Mode Manual Source 2 Cursors X2 Units X1: 3.050023400ms Y1: -182.000mV X2: 3.050044000ms Y2: 182.00mV

**TSS**

DSO-X 3024A, MY54490369: Wed Mar 29 12:05:28 2023



Acquire Menu

Acq Mode Normal # Avgs 2 Segmented