

**SUMMARY TEST DATA
ON
PE2-26-0R58-5R0-23-12-SFF**

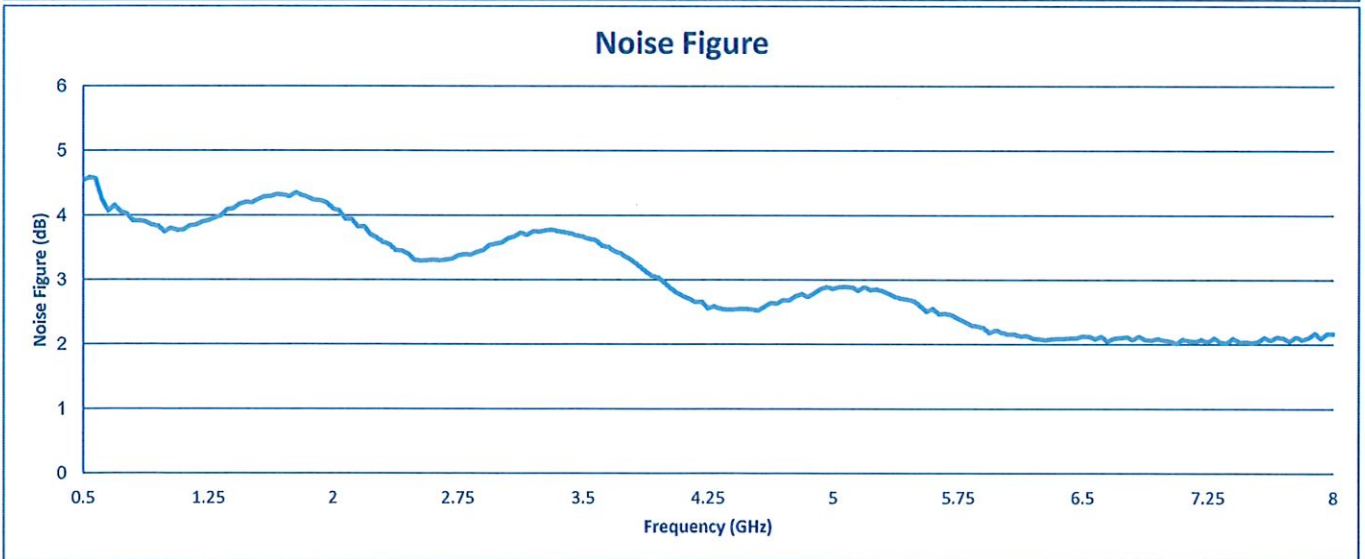
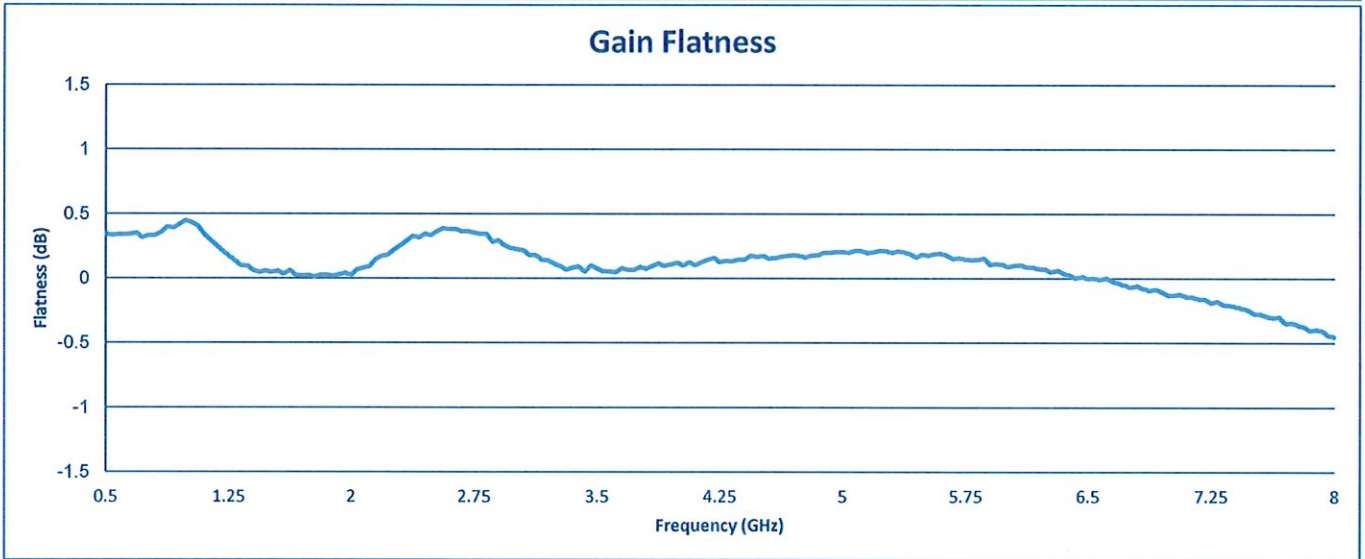
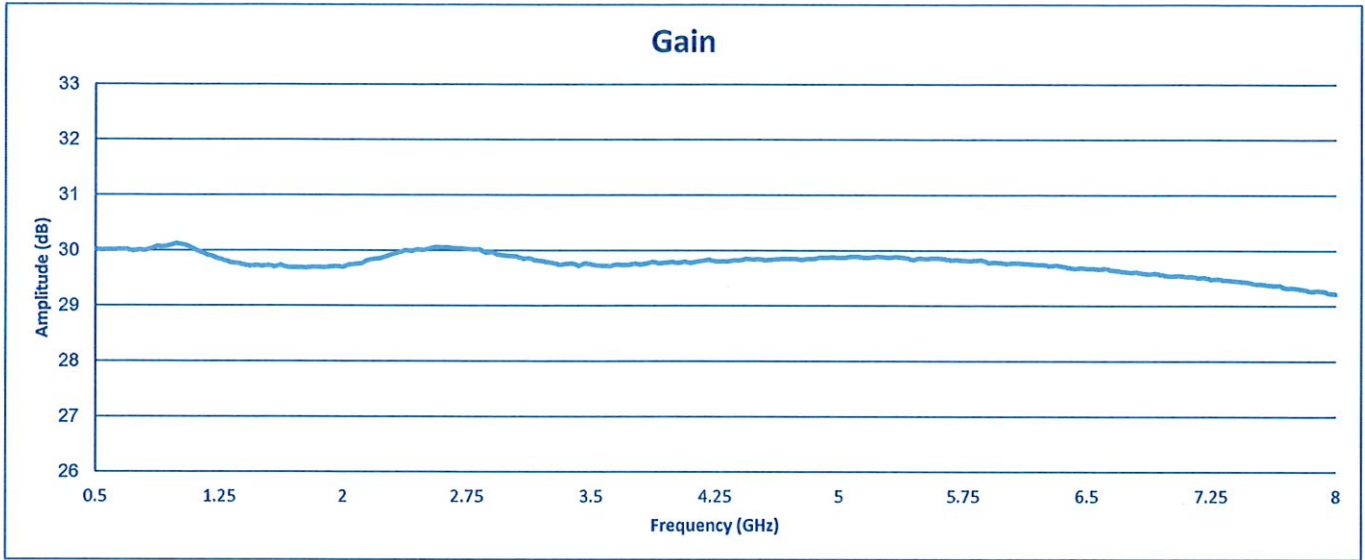
Customer: _____
 SO No: _____
 Model No: PE2-26-0R58-5R0-23-12-SFF
 Serial No: PL40208/2315

Tested By: K. Mansfield
 Temperature: +25°C
 Date: 4/13/2023
 Drawing No: 27604622 REV: A1

TEST ITEM NO.	PARAMETERS	SPECIFIED VALUE	Test Results	QA QC
1	Frequency Range:	0.5 GHz to 8.0 GHz	0.5 GHz to 8.0 GHz	PMI QA2
2	Gain:	+26 dB Min.	+29.2 dB Min. See Plot	
3	Gain Flatness:	±1.5 dB Max.	±0.45 dB See Plot	
4	Noise Figure:	6.0 dB Max.	4.59 dB See Plot	
5	OP1dB:	25 dBm Typ. 23 dBm Min.	+23.8 dBm See Plot	
6	VSWR: (In/Out)	2.0:1 Max.	1.44:1 In 1.46:1 Out See Plot	
7	DC Supply	+12 V to +15 V @ 420 mA Max.	292 mA	

QA/QC Approval:  PMI
QA2

Date: 4/14/2023



**SUMMARY TEST DATA
ON
PE2-26-0R58-5R0-23-12-SFF**

