Quantic PMI
PLANAR MONOLITHICS

# SUMMARY TEST DATA ON PIMA-26-4C-PD2-BPF-L

Customer: _____
SO No: _____
Model No: PIMA-26-4C-PD2-BPF-L
Serial No: PL40262/2317

Tested By: S. O'Neill
Temperature: +25° C
Date: 4/25/2023
Drawing No: 27636980 Rev: A1

| TEST ITEM NO. | PARAMETERS | SPECIFIED VALUE | TEST RESULTS | QA QC |
|---|---|---|---|---|
| 1 | Frequency Range: | 2 GHz – 6 GHz | 2 GHz – 6 GHz | PMI QA2 |
| 2 | Insertion Loss: | 4.5 dB MAX (Above 3 dB) | 3.2 dB<br>See Plot | |
| 3 | Isolation: | 15 dB TYP<br>13dB MIN | 14.3 dB<br>See Plot | |
| 4 | VSWR: | INPUT 2.0:1 MAX<br>OUTPUT 2.0:1 MAX | 1.41:1 In<br>1.94:1 Out<br>See Plot | |
| 5 | Amplitude Balance:<br>(3-5 GHz) | ±0.5 dB MAX<br>±0.1 dB GOAL | 0.01 dB Max.<br>-0.08 dB Min.<br>See Plot | |
| 6 | Phase Balance:<br>(3-5 GHz) | ±5° MAX<br>±1° GOAL | 2.7° Max.<br>0° Min.<br>See Plot | |
| 7 | Filter Passband: | 3-5 GHz | 3-5 GHz | |
| 8 | Filter Rejection: | Below 2667 MHz >= 55 dB<br>Above 5333 MHz >= 55dB | Below 2667 MHz = 57 dB<br>Above 5333 MHz = 55 dB<br>See Plot | |
| 9 | Passband Flatness | ± 1 dB (3.2-4.8 GHz) | ± 0.53 dB | |
| 10 | Channel To Channel Isolation: | 60 dB MIN | 101 dB<br>See Plot | PMI QA2 |

QA/QC Approval: PMI QA2 Date: 4/26/2023

7309-A Grove Road Frederick, MD 21704 USA Phone: (301)662-5019 Fax: (301)662-1731
Email: sales@pmi-rf.com

Quantic PMI
PLANAR MONOLITHICS

# SUMMARY TEST DATA
# ON
# PIMA-26-4C-PD2-BPF-L

PL40262/2317

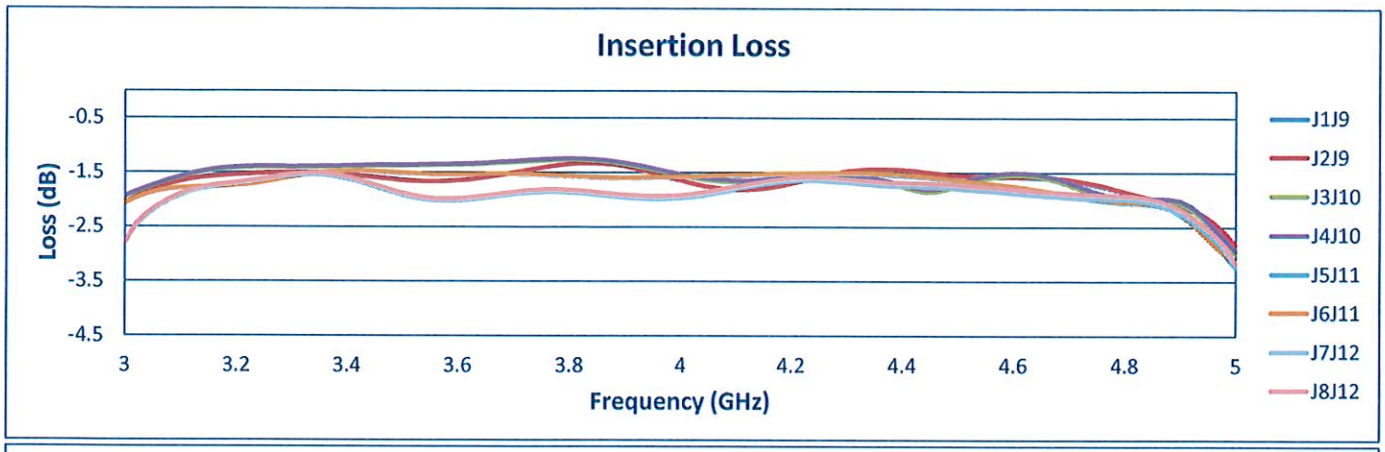


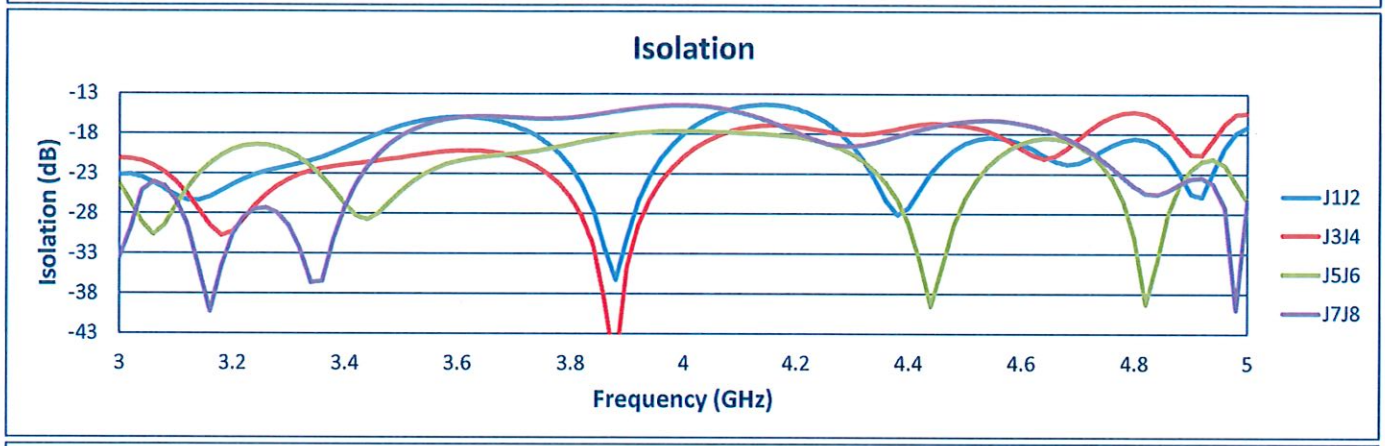


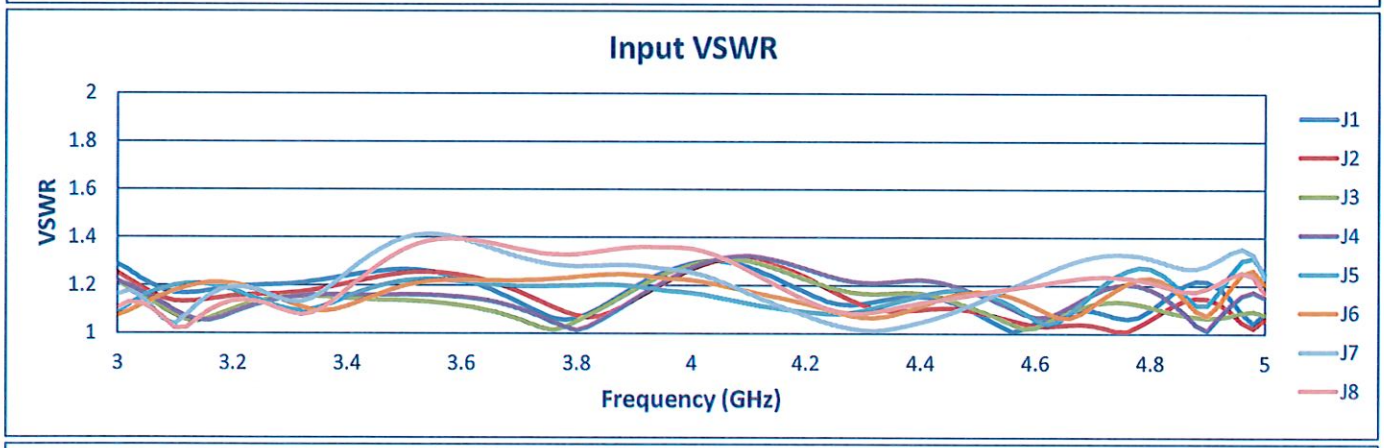


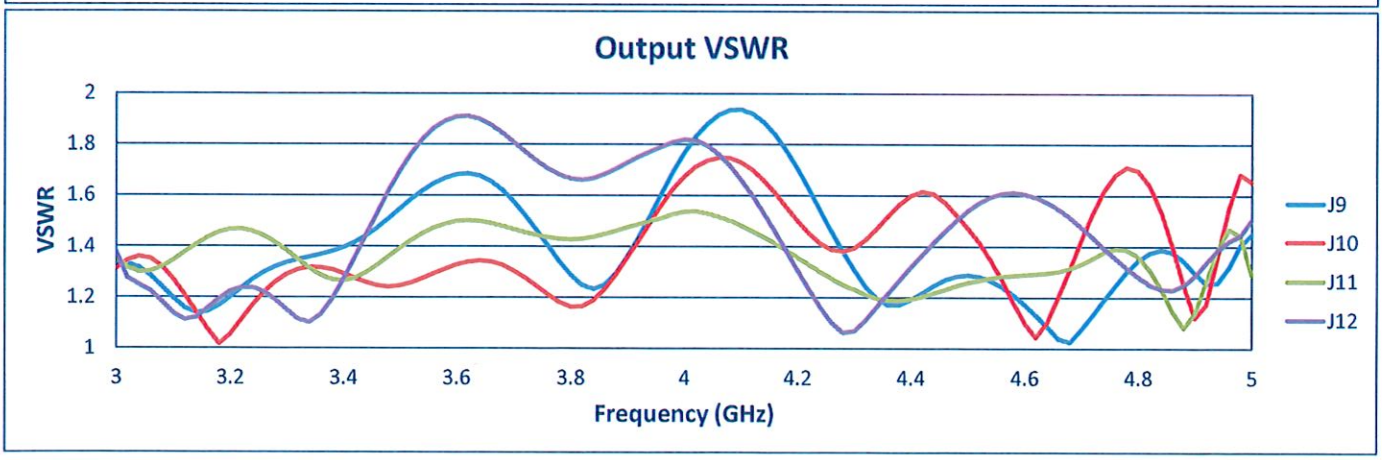


7309-A Grove Road Frederick, MD 21704 USA Phone: (301)662-5019 Fax: (301)662-1731
Email: sales@pmi-rf.com

Quantic PMI
PLANAR MONOLITHICS

# SUMMARY TEST DATA
# ON
# PIMA-26-4C-PD2-BPF-L

PL40262/2317

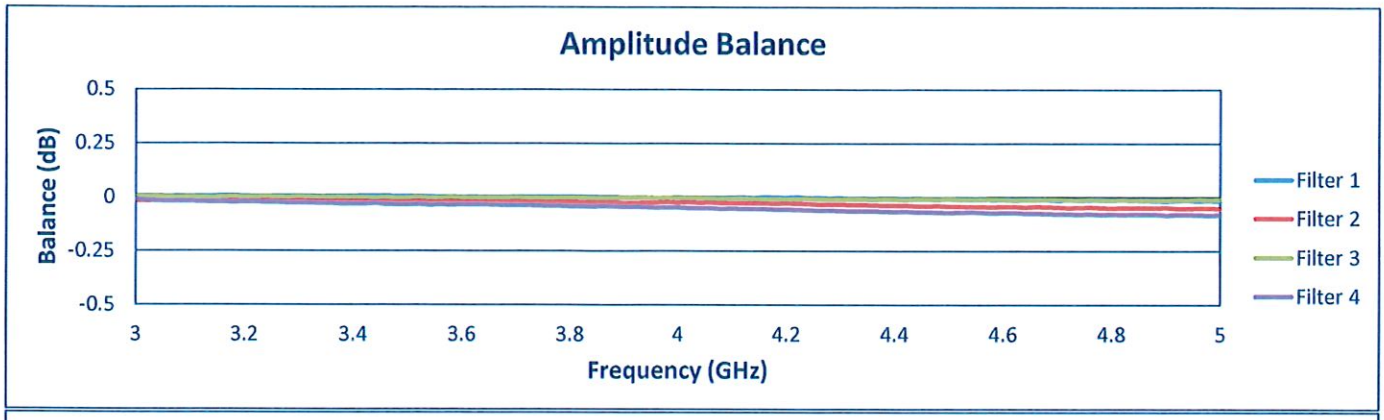


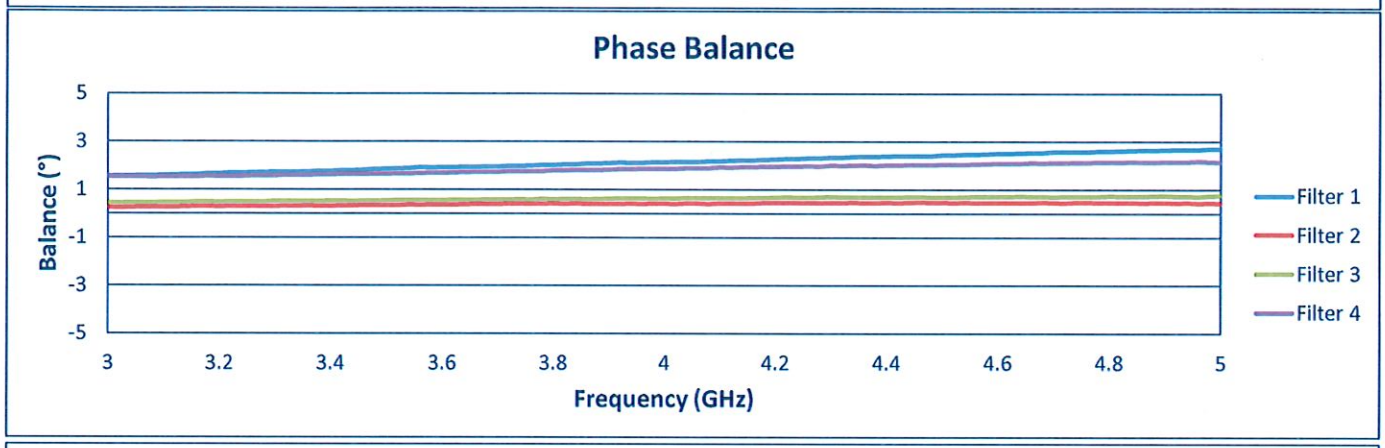


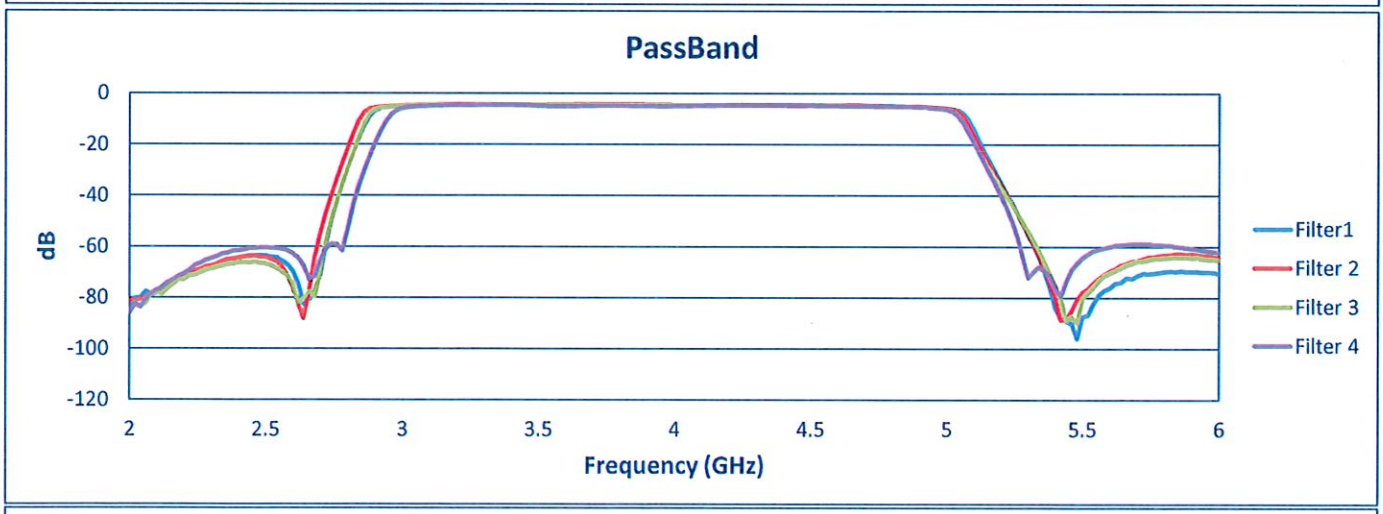


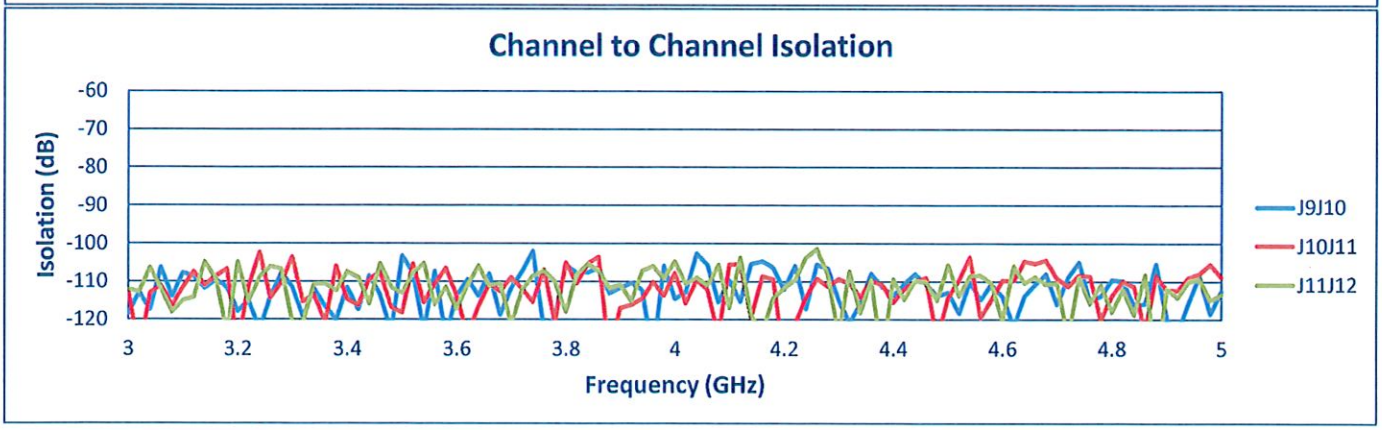


7309-A Grove Road Frederick, MD 21704 USA Phone: (301)662-5019 Fax: (301)662-1731
Email: sales@pmi-rf.com