



SUMMARY TEST DATA ON P6T-2G20G-55-T-SFF

Customer: _____
 SO No: _____
 Model No: P6T-2G20G-55-T-SFF
 Serial No: PL40969/2324

Tested By: K Craven
 Temperature: +25° C
 Date: 6/13/2023
 Drawing No: 27626103 Rev: A1

TEST ITEM NO.	PARAMETERS	SPECIFIED VALUE	TEST RESULTS	QA QC	
1	Frequency Range	2 GHz - 20 GHz	2 GHz - 20 GHz	PMI QA2	
2	Isolation	55 dB Min	63.7dB See Plot		
3	Insertion Loss	4.5 dB Max.	4.17dB See Plot		
4	Frequency Flatness	2 to 11 GHz (+1.0/-0.5 dB) 11 to 20 GHz (+2.0/-0.5 dB)	0.6dB / -0.4dB 1.2dB / -0.5dB See Plot		
5	VSWR: In/Out	2.0:1 Max	1.82:1 1.85:1 See Plot		
6	VSWR: Out/Off	2.0:1 Max	1.99:1 See Plot		
7	Input Power	+20 dBm Operational +27 dBm Survival	Pass See Typical Characteristics		
8	RF Switching Speed	Rise: 30 ns Max (10% to 90%) Fall: 30ns Max (90% to 10%)	Rise: 30 ns Max (10% to 90%) Fall: 30ns Max (90% to 10%)		
9	Video Leakage	<1.3V Max, 25ns Window	<1.3V Max, 25ns Window		
10	DC Voltage	+15 VDC @ 200 mA Max -5 VDC @ 100 mA Max	+15 VDC @ 80 mA -5 VDC @ 70 mA		
11	Control Signal	TTL Logic: "0" On, "1" Off	Pass		PMI QA2

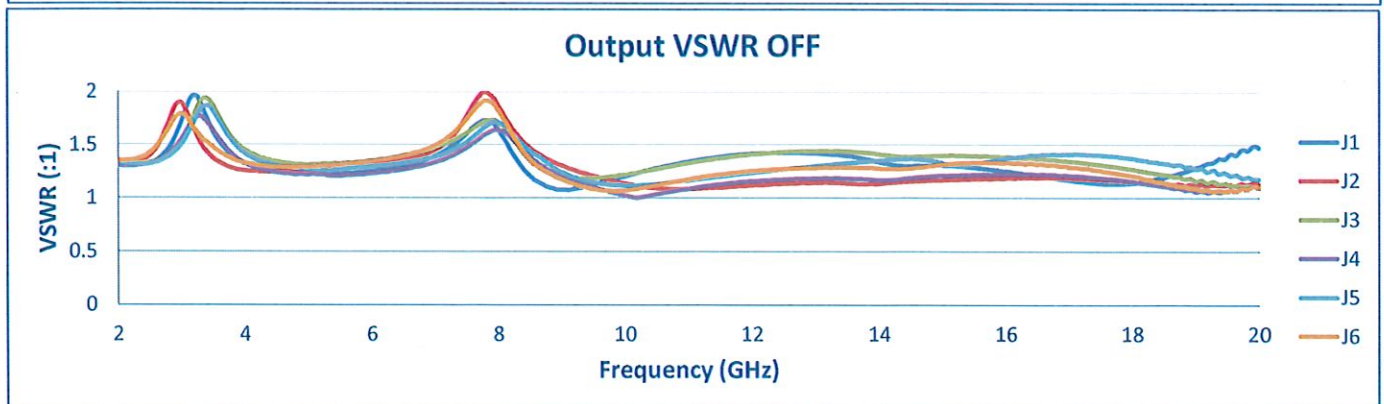
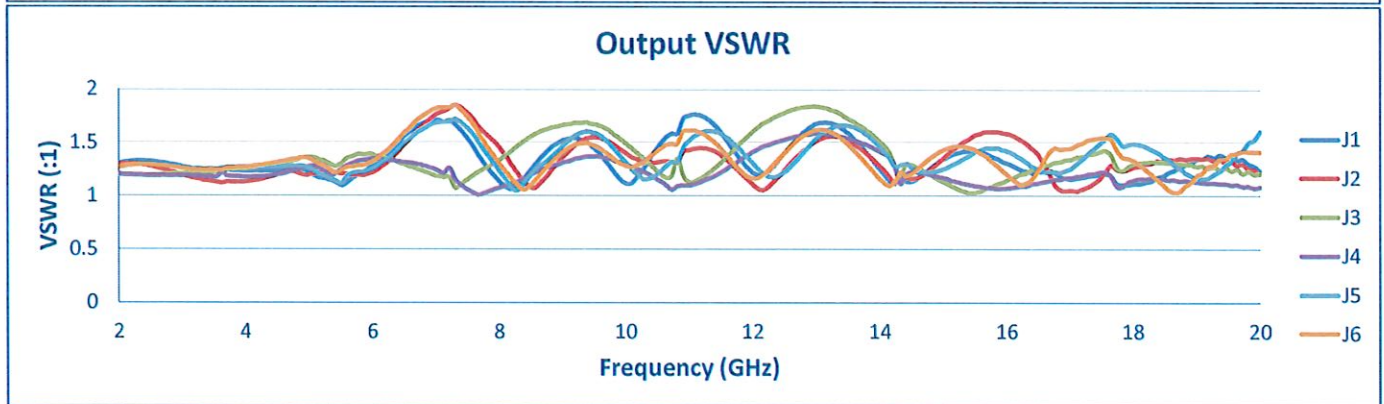
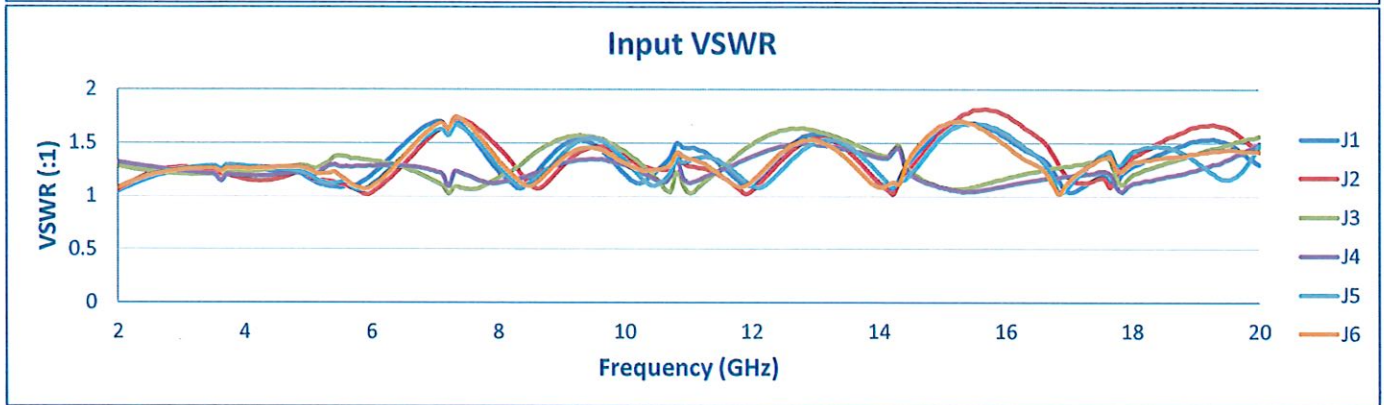
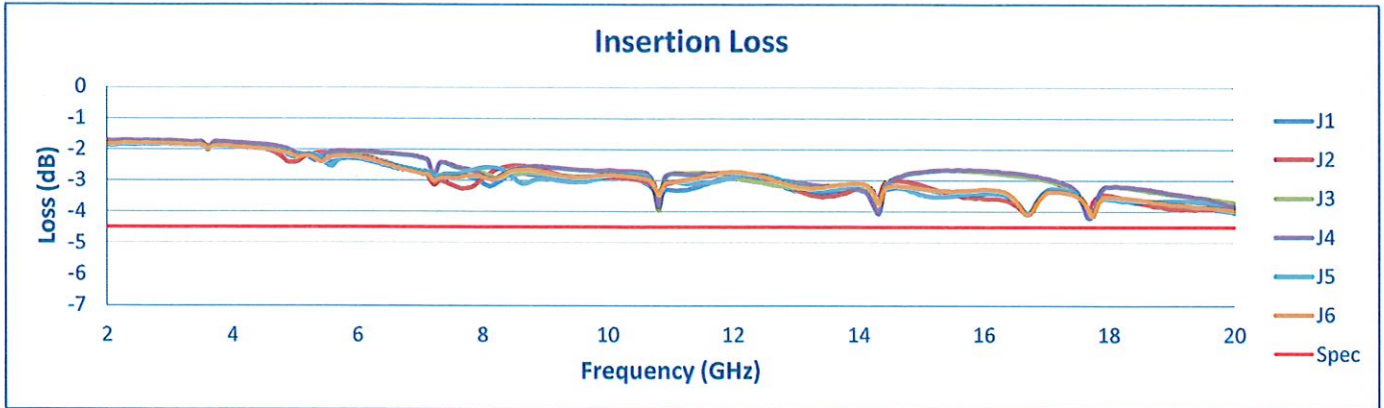
QA/QC Approval: _____

PMI
QA2

Date: 6/14/2023

7309-A Grove Road Frederick, MD 21704 USA Phone: (301)662-5019 Fax: (301)662-1731
 Email: sales@pmi-rf.com

**SUMMARY TEST DATA
 ON
 P6T-2G20G-55-T-SFF**



**SUMMARY TEST DATA
ON
P6T-2G20G-55-T-SFF**

