



**SUMMARY TEST DATA
ON
LM-1G18G-16-4W-SMF**

Customer: _____
 SO No: _____
 Model No: LM-1G18G-16-4W-SMF
 Serial No: PL41224/2326
 Part No: _____

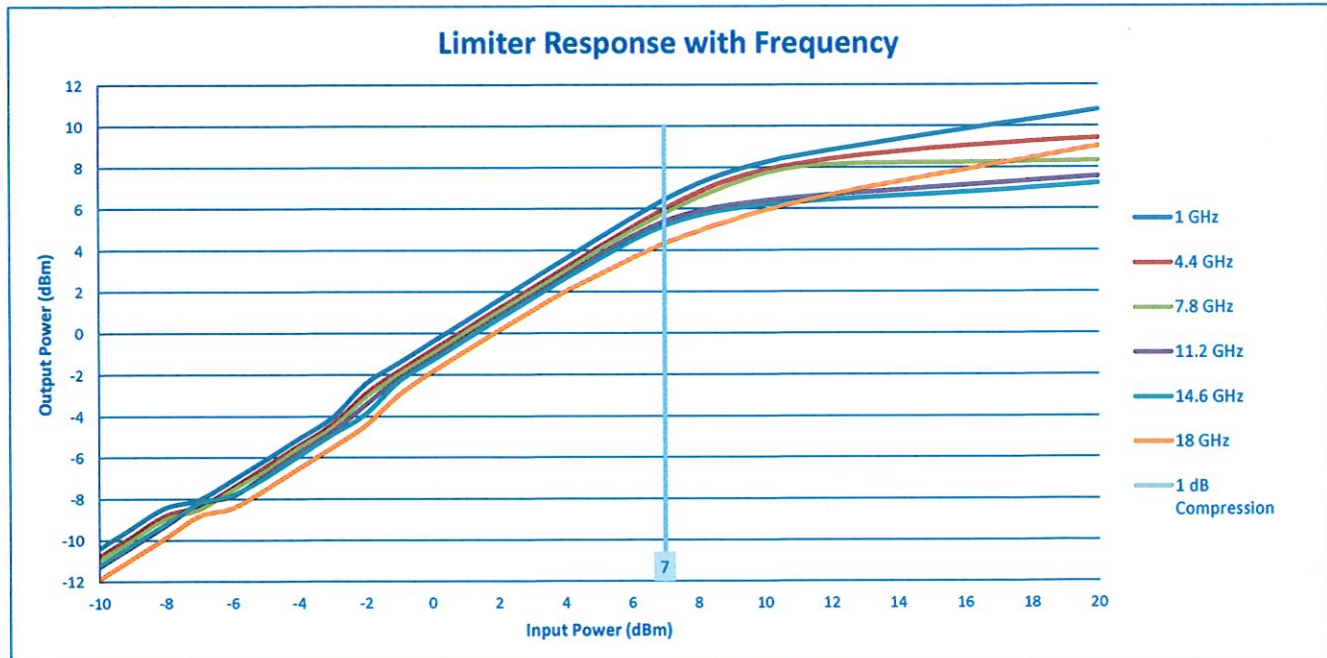
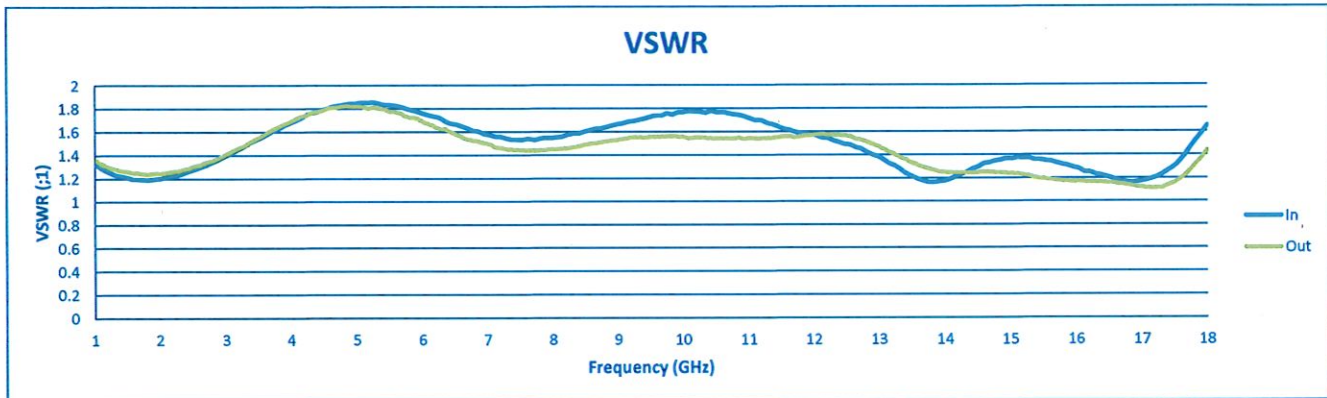
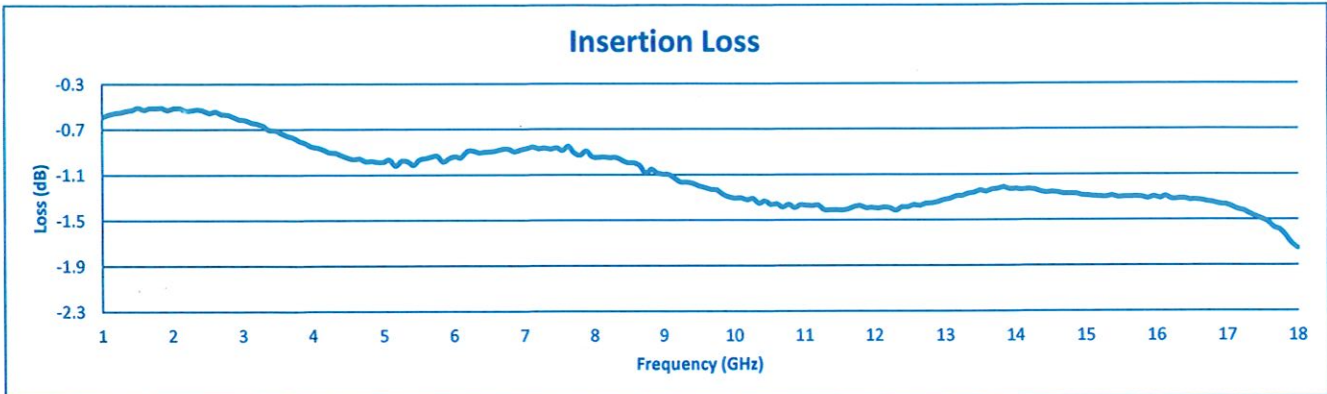
Tested By: K. Wagaman
 Temperature: +25°C
 Date: 6/27/2023
 Drawing No: 27634041 REV: A1

TEST ITEM NO.	PARAMETERS	SPECIFIED VALUE	Test Results	QA QC
1	Frequency Range:	1.0 to 18.0 GHz	1.0 to 18.0 GHz	PMI QA2
2	Insertion Loss:	2.3 dB Max. @ -10 dBm Input Power	1.75 dB See Graph	↓
3	Leakage Power:	40 mW Max.	Pass See Typical Characteristics	
4	Spike Leakage:	0.1 erg. Max.	Pass See Typical Characteristics	
5	Recovery Time:	250 ns Max. @ 1000 W Peak Power	Pass See Typical Characteristics	
6	VSWR:	2.0:1 Max. @ -10 dBm Input Power	1.85:1 In 1.82:1 Out See Graph	
7	RF Power Handling:	4 W CW Max.	Pass See Typical Characteristics	
		1000 W Peak Min. (1 μs PW, 0.1% DC)	Pass See Typical Characteristics	
8	Limiting Threshold:	+5 dBm Min. (1 dB Compression)	+7 dBm See Graph	

QA/QC Approval: *Cameron Kelly*

Date: 06/28/23

**SUMMARY TEST DATA
ON
LM-1G18G-16-4W-SMF**



7309-A Grove Road Frederick, MD 21704 USA Phone: (301) 662-5019 Fax: (301) 662-1731
Email: sales@pmi-rf.com