



Summary Data For PS-2G18G-360-12D-TS

Customer: _____ Tested By: E. Kretz
SO No: _____ Temperature: +25°C
Model No: PS-2G18G-360-12D-TS Date 8/23/2023
Serial No: PL41975/2335 Drawing No: 27628973 Rev: 1

TEST ITEM NO	PARAMETERS	SPECIFIED VALUE	TEST RESULTS	QA QC
1	Frequency Range	2.0 GHz to 18.0 GHz	2.0 GHz to 18.0 GHz	PMI QA2
2	Phase Range	360°	360°	
3	Insertion Loss	18 dB MAX.	16.62 dB	
4	VSWR	2.2:1 MAX.	1.96:1	
5	Amplitude Variation Vs. Phase (PM/AM)	±3.5 dB TYP.	±1.42 dB	
6	Phase vs. Frequency	±15.0° TYP.	±10.31°	
7	Control Logic	12 BIT TTL Compatible.	Verified	
8	Control Slopes	Linear	Verified	
9	Switching Speed	500 nSec MAX.	410 nsec TYP (See Typical Characteristics)	
10	Power Supply	+12 to +15V @ 100 mA -12 to -15V @ 100 mA	+15 @ 63 mA -15 @ 76 mA	PMI QA2

*Measured at 0 dBm Input Power

QA Signature: 

PMI
QA2

Date: 8/31/2023



Summary Data For PS-2G18G-360-12D-TS

PL41975/2335

Phase State Legend

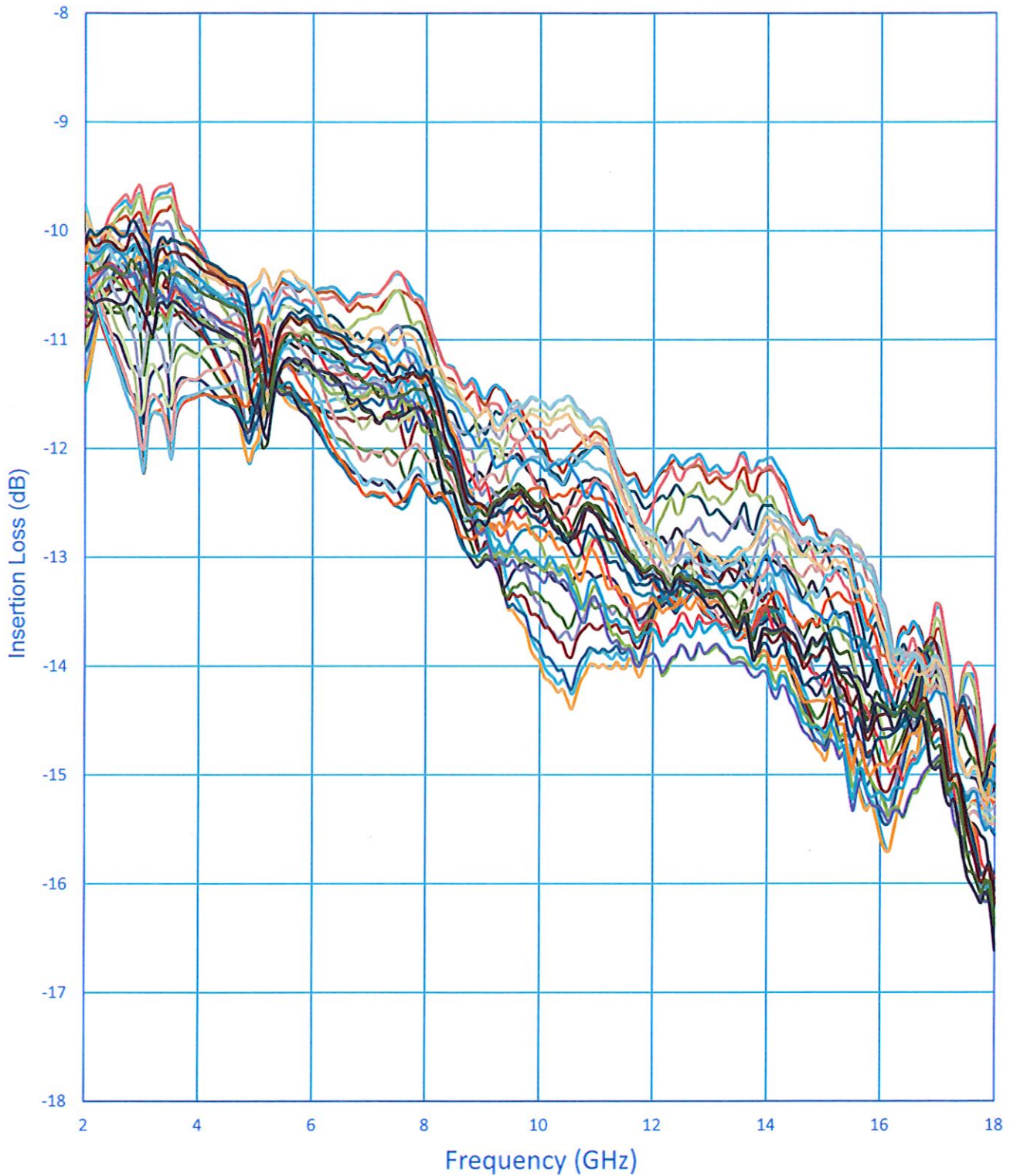
Phase 0 (0 °)	Phase 1 (11.25 °)	Phase 2 (22.5 °)	Phase 3 (33.75 °)
Phase 4 (45 °)	Phase 5 (56.25 °)	Phase 6 (67.5 °)	Phase 7 (78.75 °)
Phase 8 (90 °)	Phase 9 (101.25 °)	Phase 10 (112.5 °)	Phase 11 (123.75 °)
Phase 12 (135 °)	Phase 13 (146.25 °)	Phase 14 (157.5 °)	Phase 15 (168.75 °)
Phase 16 (180 °)	Phase 17 (191.25 °)	Phase 18 (202.5 °)	Phase 19 (213.75 °)
Phase 20 (225 °)	Phase 21 (236.25 °)	Phase 22 (247.5 °)	Phase 23 (258.75 °)
Phase 24 (270 °)	Phase 25 (281.25 °)	Phase 26 (292.5 °)	Phase 27 (303.75 °)
Phase 28 (315 °)	Phase 29 (326.25 °)	Phase 30 (337.5 °)	Phase 31 (348.75 °)



Summary Data For PS-2G18G-360-12D-TS

PL41975/2335

Insertion Loss Vs. Frequency



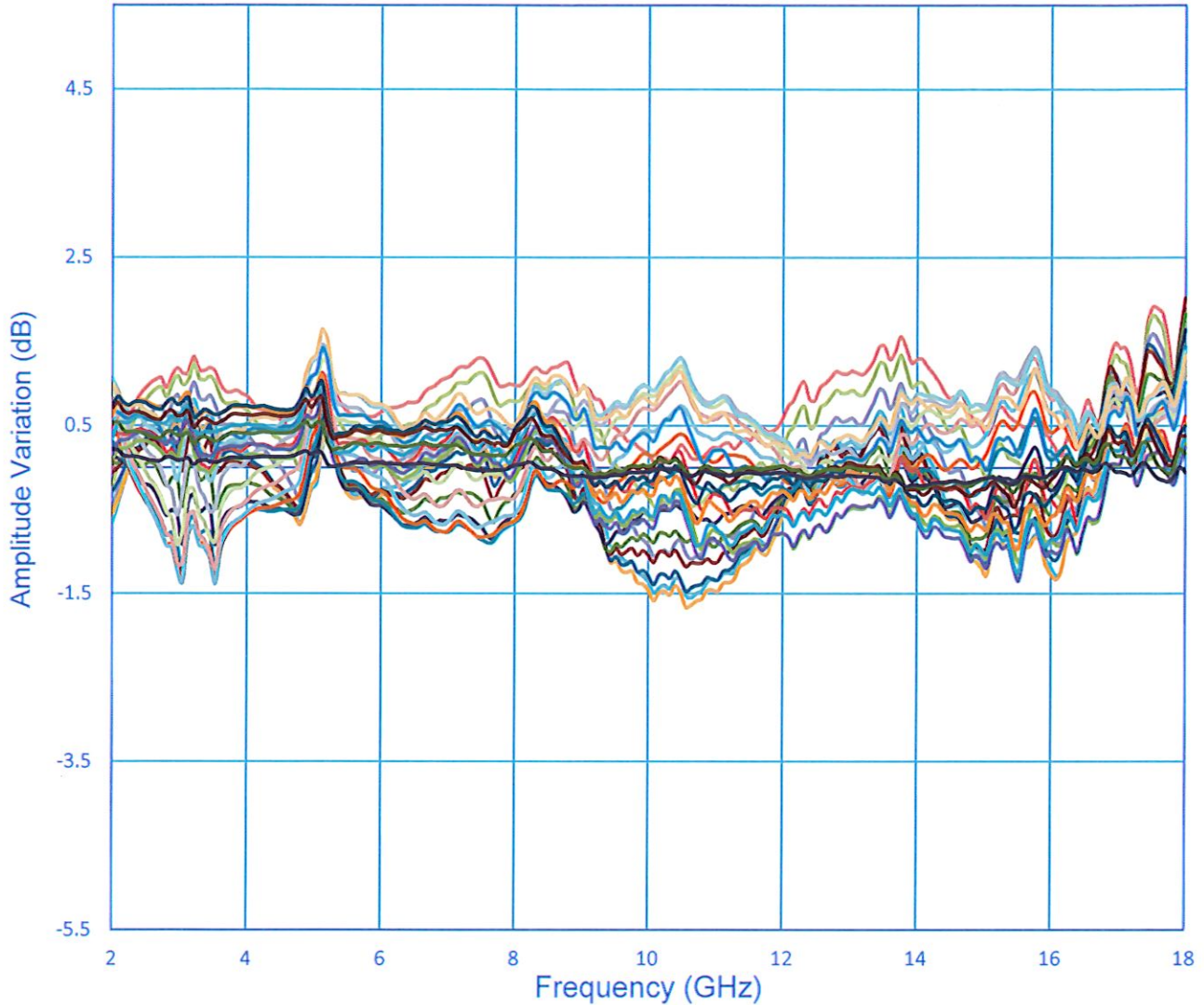
7309-A Grove Road Frederick, MD 21704 USA
Phone: (301)662-5019 Fax: (301)662-1731
Website: www.pmi-rf.com Email: sales@pmi-rf.com



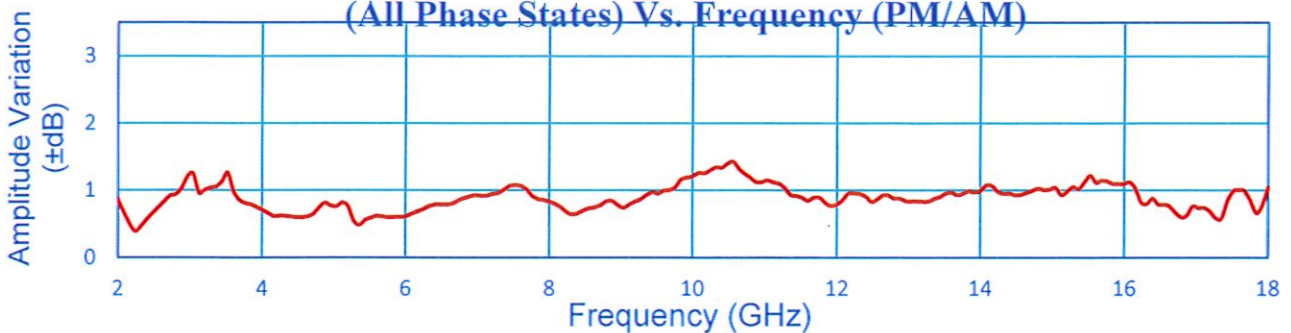
Summary Data For PS-2G18G-360-12D-TS

PL41975/2335

Amplitude Vs. Frequency (PM/AM)



Maximum Amplitude Variation From Center (All Phase States) Vs. Frequency (PM/AM)



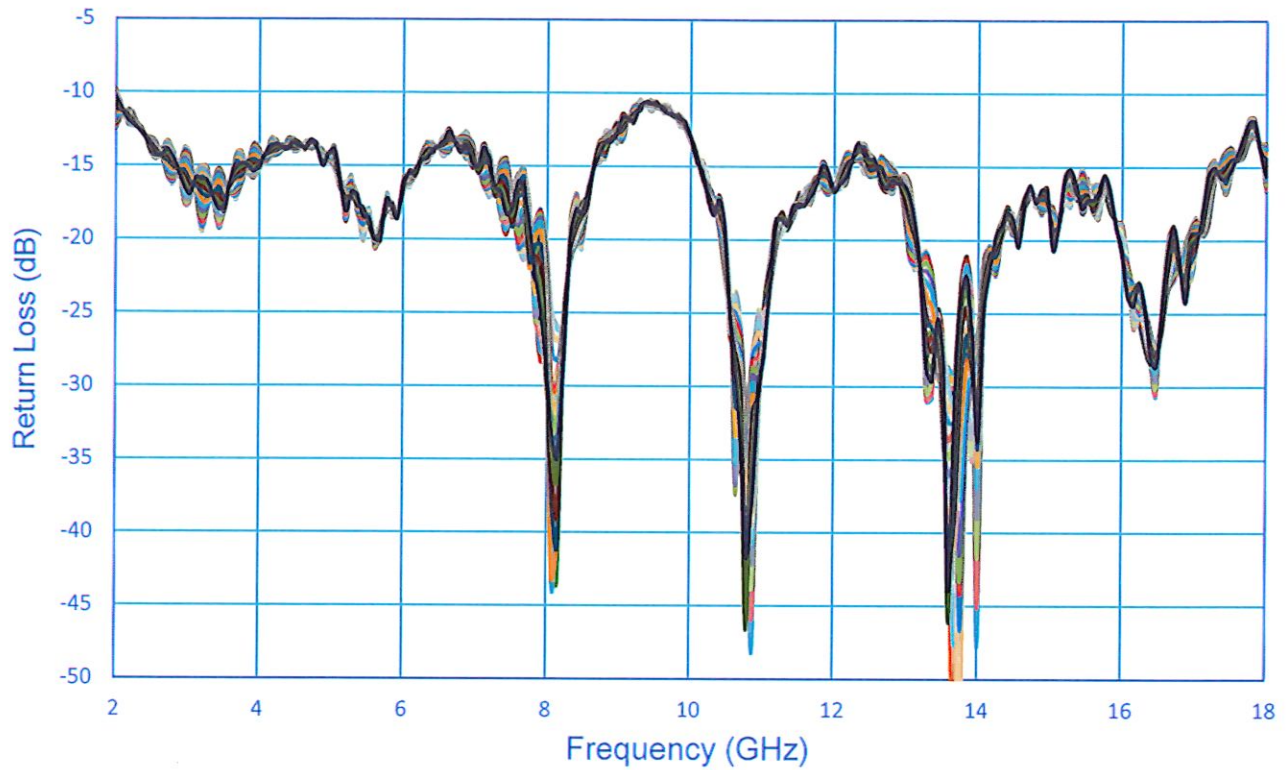
7309-A Grove Road Frederick, MD 21704 USA
Phone: (301)662-5019 Fax: (301)662-1731
Website: www.pmi-rf.com Email: sales@pmi-rf.com



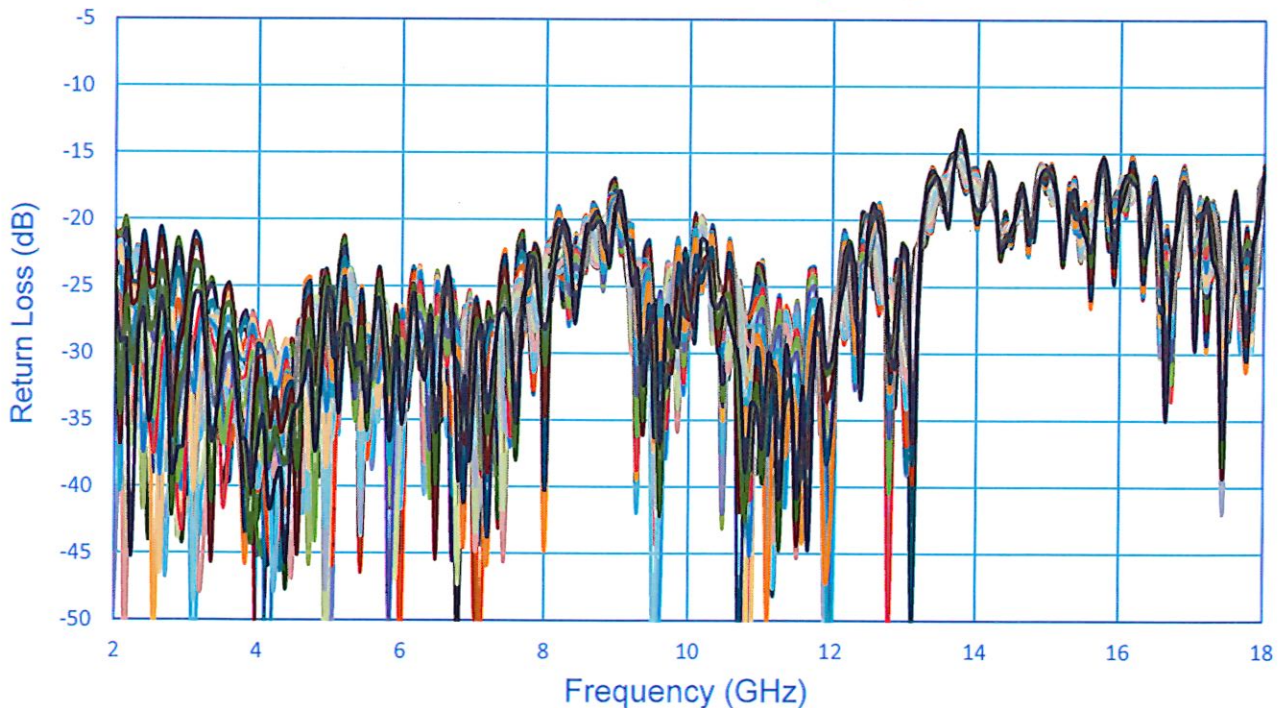
Summary Data For PS-2G18G-360-12D-TS

PL41975/2335

Input Return Loss Vs. Frequency



Output Return Loss Vs. Frequency

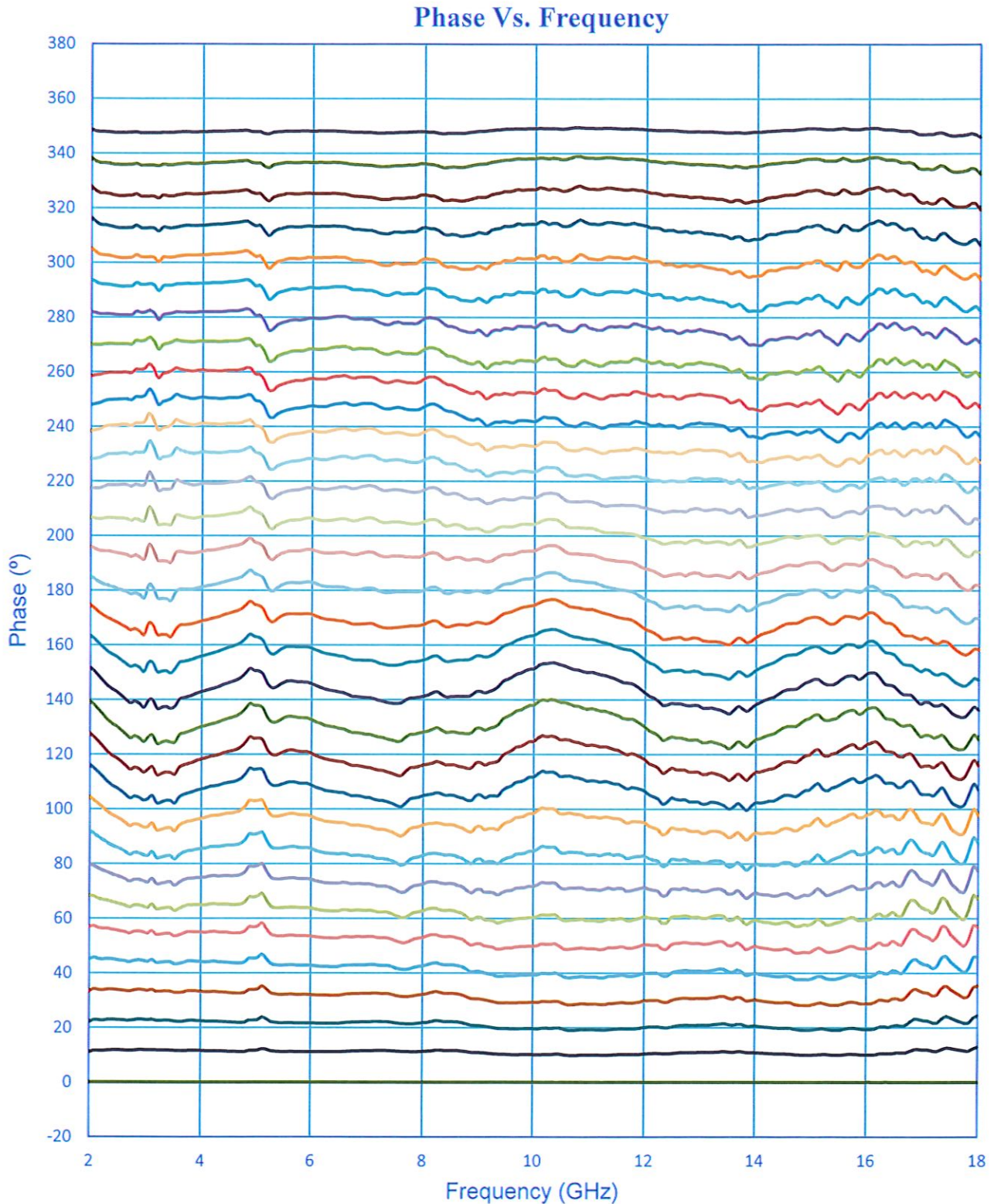


7309-A Grove Road Frederick, MD 21704 USA
Phone: (301)662-5019 Fax: (301)662-1731
Website: www.pmi-rf.com Email: sales@pmi-rf.com



Summary Data For PS-2G18G-360-12D-TS

PL41975/2335

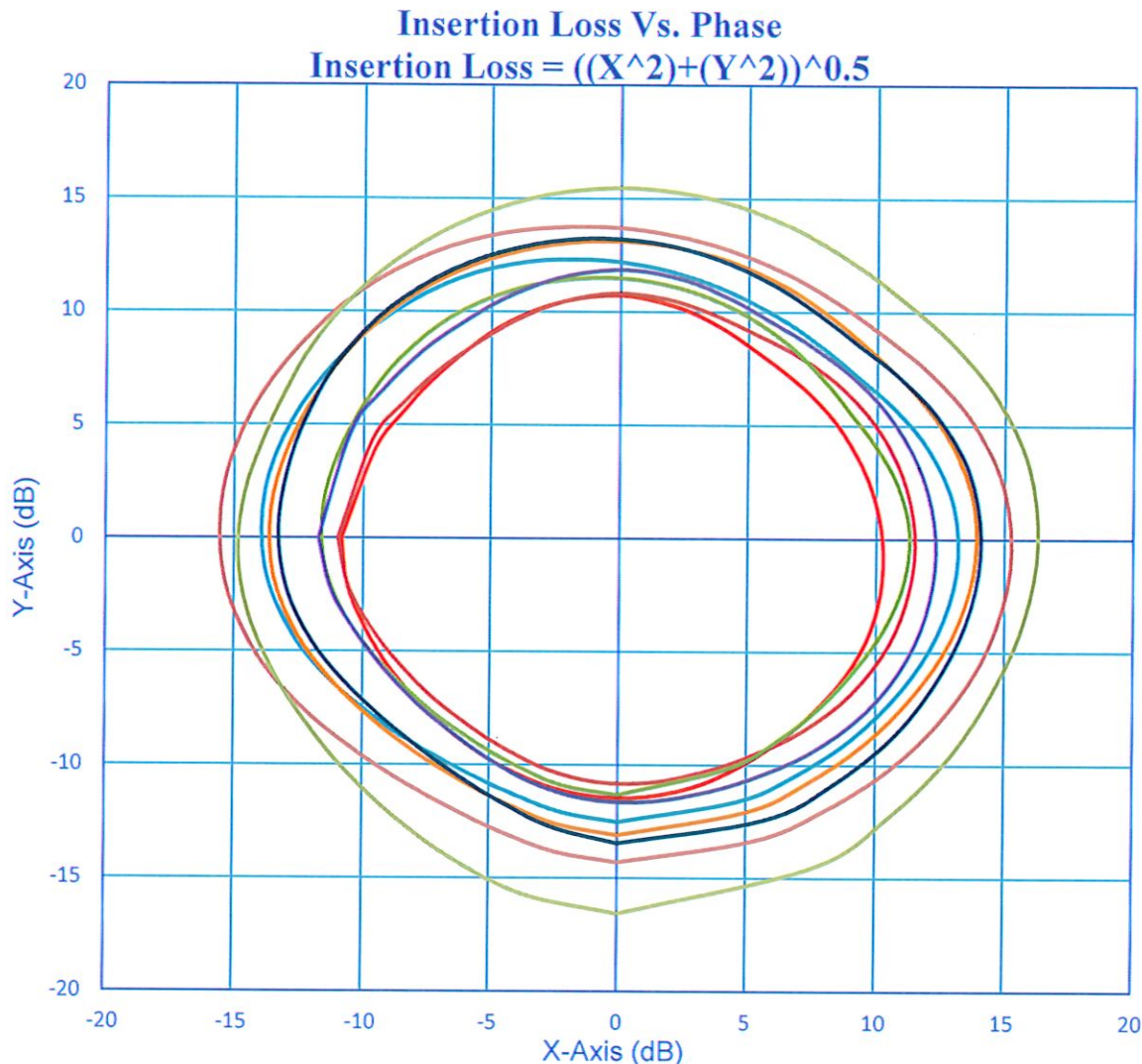


7309-A Grove Road Frederick, MD 21704 USA
Phone: (301)662-5019 Fax: (301)662-1731
Website: www.pmi-rf.com Email: sales@pmi-rf.com

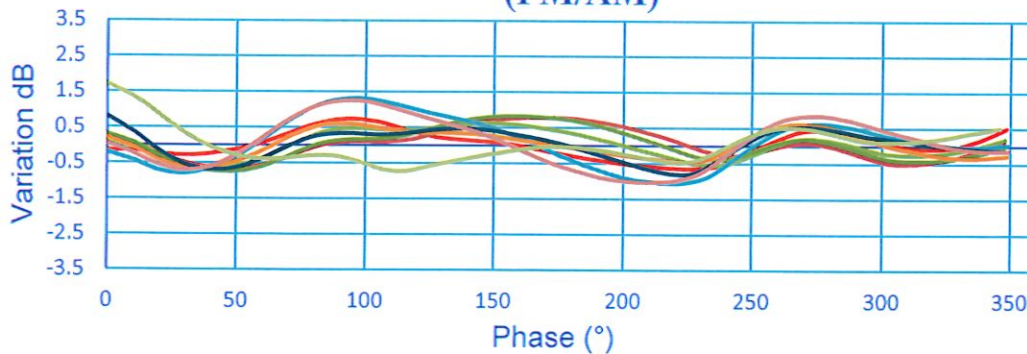


Summary Data For PS-2G18G-360-12D-TS

PL41975/2335



Amplitude Linearity Vs. Phase (PM/AM)



— 2 GHz — 4 GHz — 6 GHz — 8 GHz — 10 GHz — 12 GHz — 14 GHz — 16 GHz — 18 GHz

7309-A Grove Road Frederick, MD 21704 USA
Phone: (301)662-5019 Fax: (301)662-1731
Website: www.pmi-rf.com Email: sales@pmi-rf.com