



# Summary Data For PS-2G18G-360-12D-TS

Customer: \_\_\_\_\_

Tested By: E. Kretz

SO No: \_\_\_\_\_

Temperature: +25°C

Model No: PS-2G18G-360-12D-TS

Date 9/7/2023

Serial No: PL42062/2337

Drawing No: 27628973

Rev: 1

TEST ITEM NO	PARAMETERS	SPECIFIED VALUE	TEST RESULTS	QA QC
1	Frequency Range	2.0 GHz to 18.0 GHz	2.0 GHz to 18.0 GHz	PMI QA2
2	Phase Range	360°	360°	
3	Insertion Loss	18 dB MAX.	16.42 dB	
4	VSWR	2.2:1 MAX.	2.18:1	
5	Amplitude Variation Vs. Phase (PM/AM)	±3.5 dB TYP.	±1.22 dB	
6	Phase vs. Frequency	±15.0° TYP.	±10.54°	
7	Control Logic	12 BIT TTL Compatible.	Verified	
8	Control Slopes	Linear	Verified	
9	Switching Speed	500 nSec MAX.	410 nsec TYP (See Typical Characteristics)	
10	Power Supply	+12 to +15V @ 100 mA -12 to -15V @ 100 mA	+15 @ 63 mA -15 @ 76 mA	PMI QA2

\*Measured at 0 dBm Input Power

QA Signature: \_\_\_\_\_

PMI  
QA2

Date: 9/13/2023



# Summary Data For PS-2G18G-360-12D-TS

PL42062/2337

## Phase State Legend

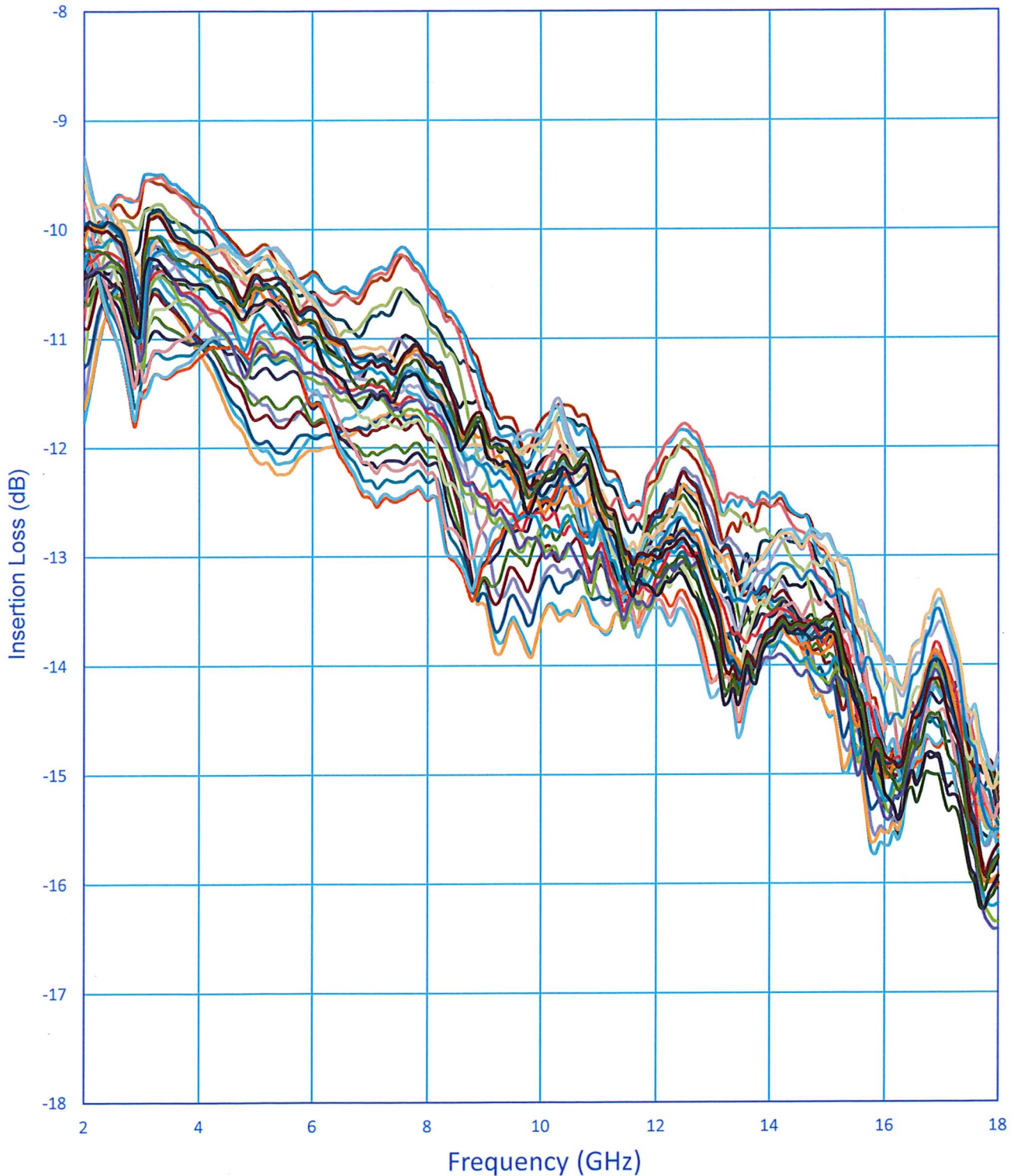
Phase 0 (0 °)	Phase 1 (11.25 °)	Phase 2 (22.5 °)	Phase 3 (33.75 °)
Phase 4 (45 °)	Phase 5 (56.25 °)	Phase 6 (67.5 °)	Phase 7 (78.75 °)
Phase 8 (90 °)	Phase 9 (101.25 °)	Phase 10 (112.5 °)	Phase 11 (123.75 °)
Phase 12 (135 °)	Phase 13 (146.25 °)	Phase 14 (157.5 °)	Phase 15 (168.75 °)
Phase 16 (180 °)	Phase 17 (191.25 °)	Phase 18 (202.5 °)	Phase 19 (213.75 °)
Phase 20 (225 °)	Phase 21 (236.25 °)	Phase 22 (247.5 °)	Phase 23 (258.75 °)
Phase 24 (270 °)	Phase 25 (281.25 °)	Phase 26 (292.5 °)	Phase 27 (303.75 °)
Phase 28 (315 °)	Phase 29 (326.25 °)	Phase 30 (337.5 °)	Phase 31 (348.75 °)



**Summary Data  
For  
PS-2G18G-360-12D-TS**

PL42062/2337

**Insertion Loss Vs. Frequency**



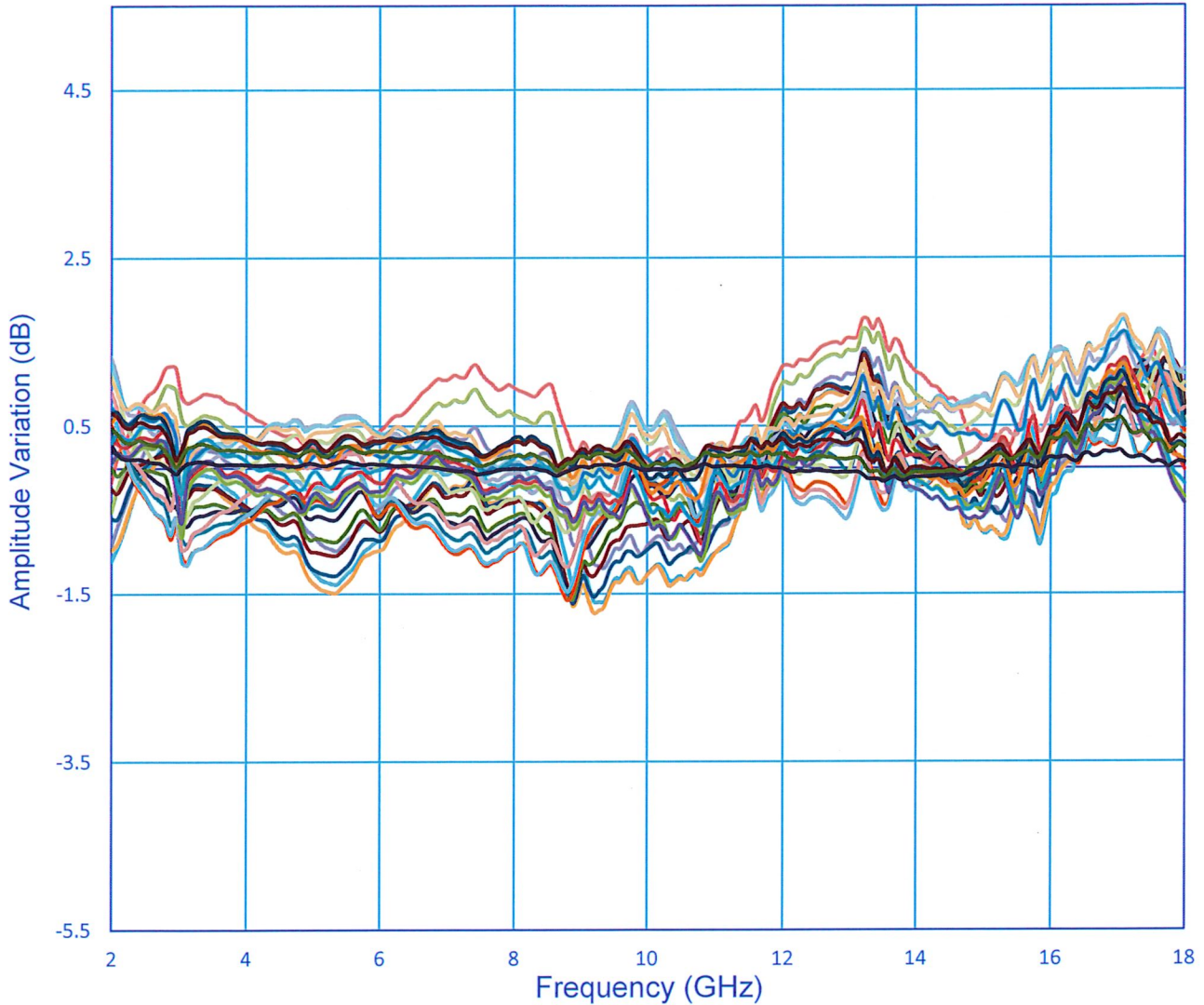
7309-A Grove Road Frederick, MD 21704 USA  
Phone: (301)662-5019 Fax: (301)662-1731  
Website: [www.pmi-rf.com](http://www.pmi-rf.com) Email: [sales@pmi-rf.com](mailto:sales@pmi-rf.com)



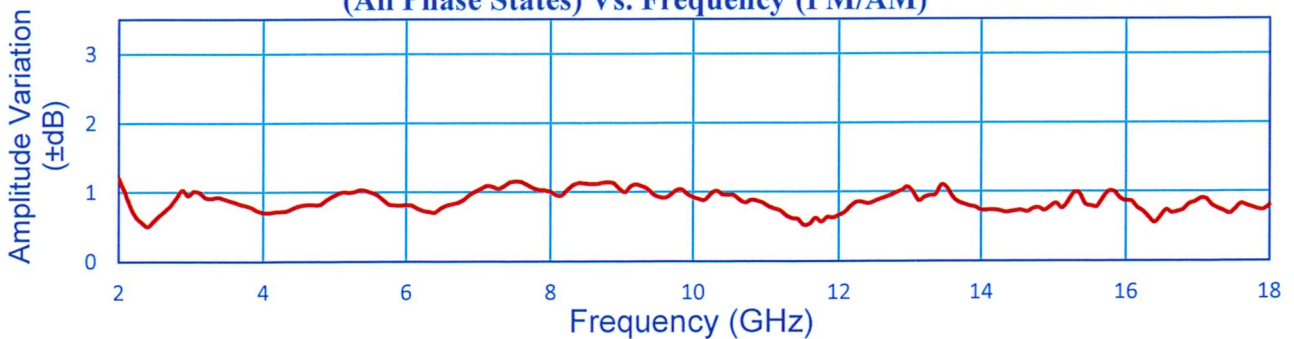
**Summary Data**  
**For**  
**PS-2G18G-360-12D-TS**

PL42062/2337

**Amplitude Vs. Frequency**  
**(PM/AM)**



**Maximum Amplitude Variation From Center**  
**(All Phase States) Vs. Frequency (PM/AM)**

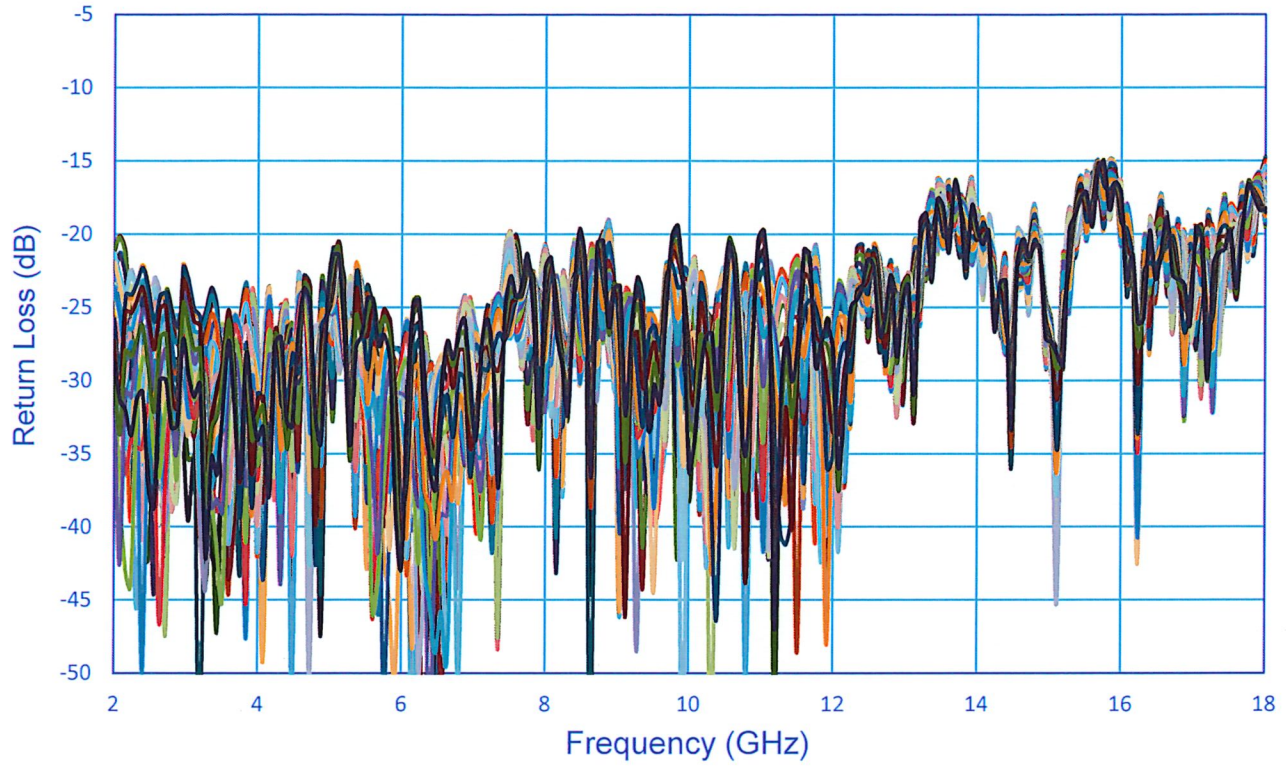




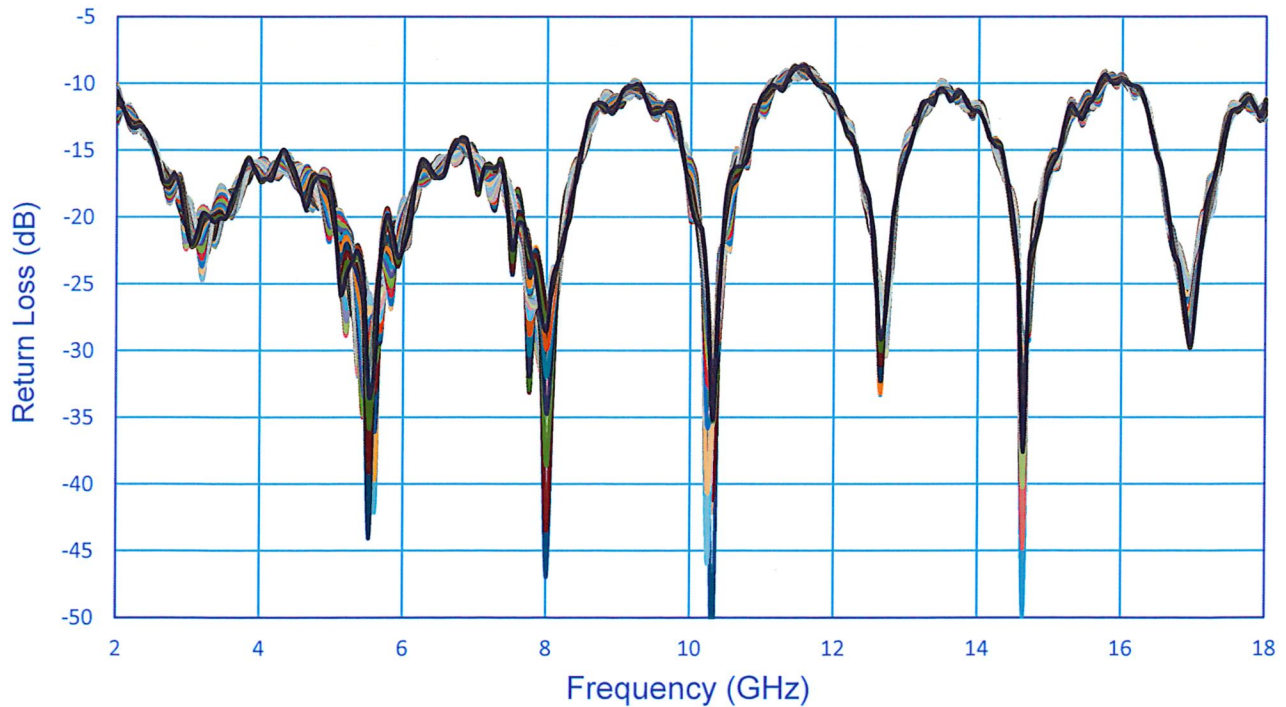
# Summary Data For PS-2G18G-360-12D-TS

PL42062/2337

### Input Return Loss Vs. Frequency



### Output Return Loss Vs. Frequency



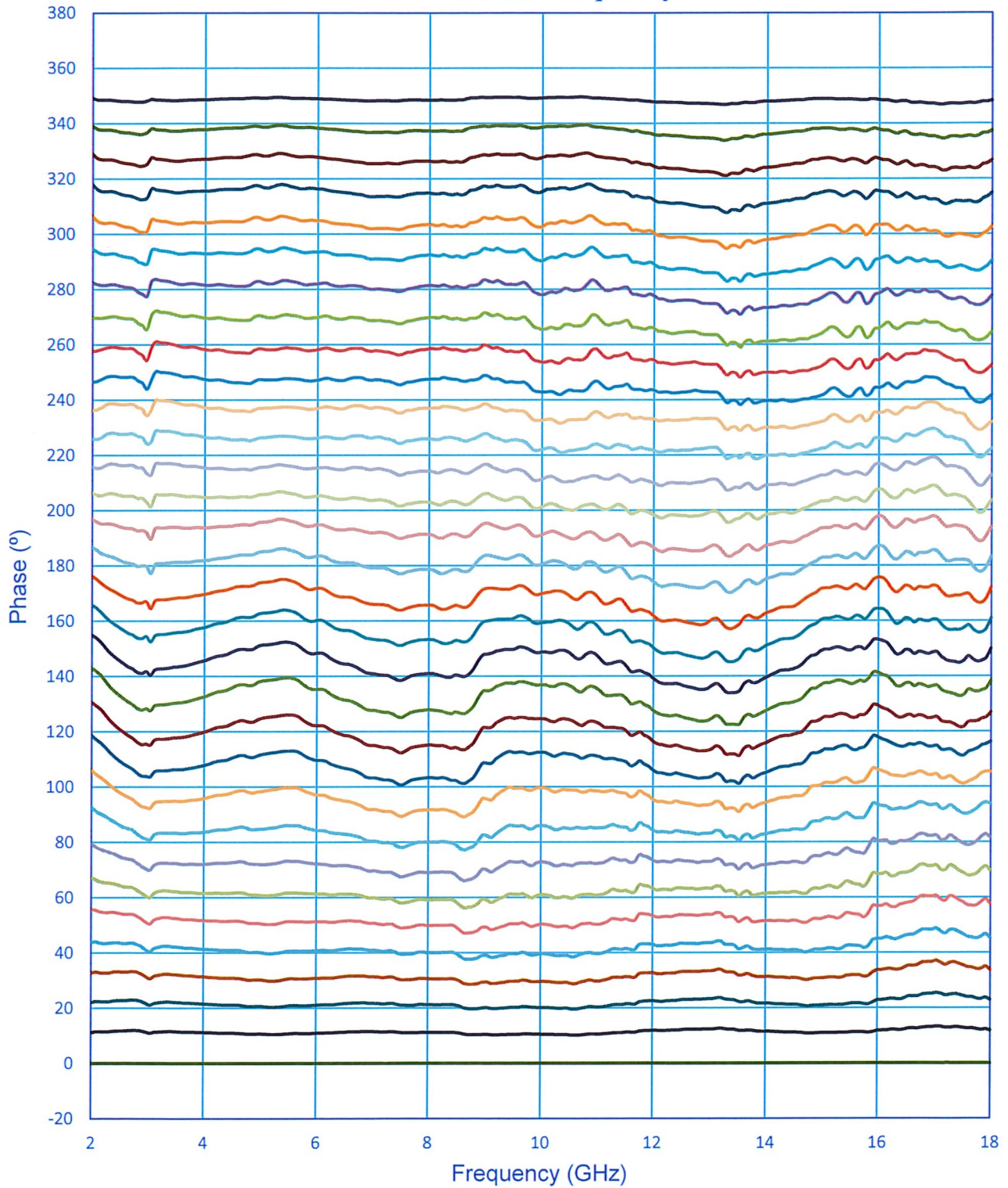
7309-A Grove Road Frederick, MD 21704 USA  
Phone: (301)662-5019 Fax: (301)662-1731  
Website: [www.pmi-rf.com](http://www.pmi-rf.com) Email: [sales@pmi-rf.com](mailto:sales@pmi-rf.com)



# Summary Data For PS-2G18G-360-12D-TS

PL42062/2337

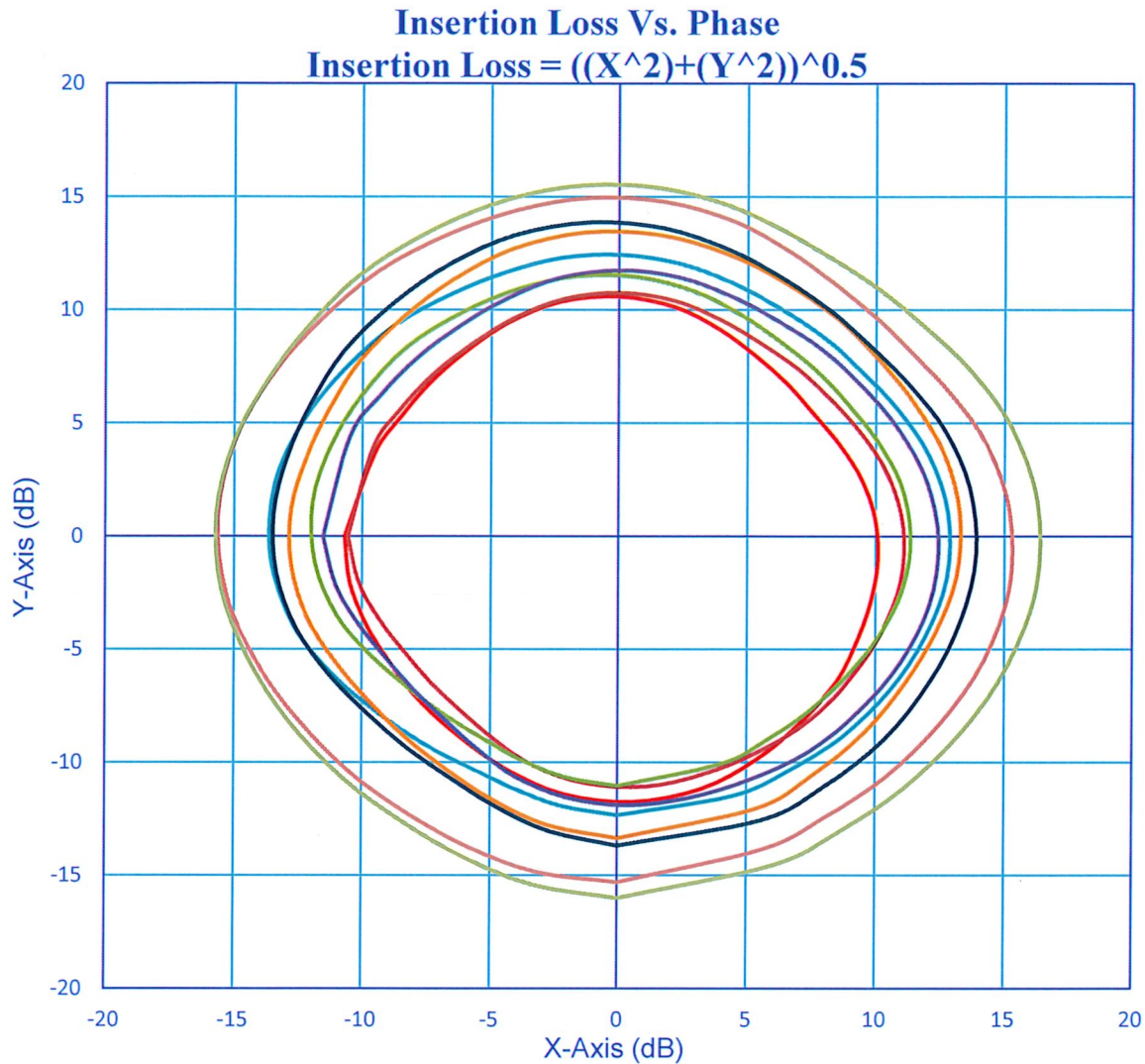
### Phase Vs. Frequency



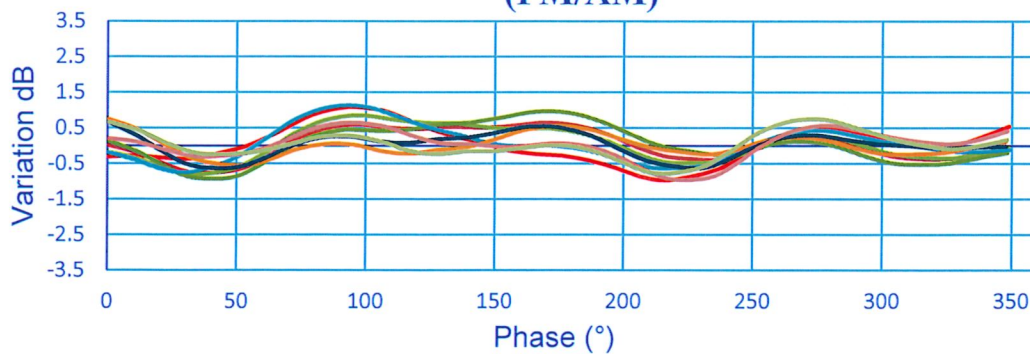


# Summary Data For PS-2G18G-360-12D-TS

PL42062/2337



### Amplitude Linearity Vs. Phase (PM/AM)



— 2 GHz — 4 GHz — 6 GHz — 8 GHz — 10 GHz — 12 GHz — 14 GHz — 16 GHz — 18 GHz