



SUMMARY TEST DATA
ON
LM-10M18G-16-20W-AL-OPT418

Customer: _____
 SO No: _____
 Model No: LM-10M18G-16-20W-AL-OPT418
 Serial No: PL 42249/2338

Tested By: John R.
 Temperature: +25°C
 Date: 9/25/2023
 Drawing No: 27646900 REV: A1

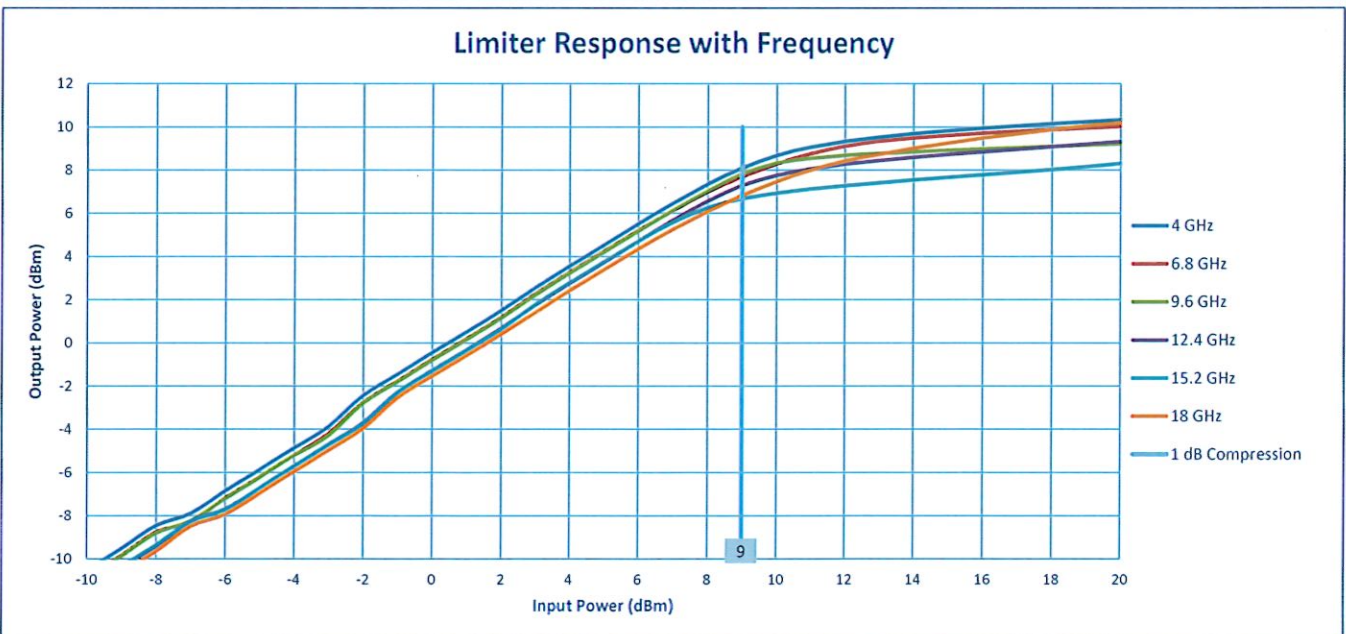
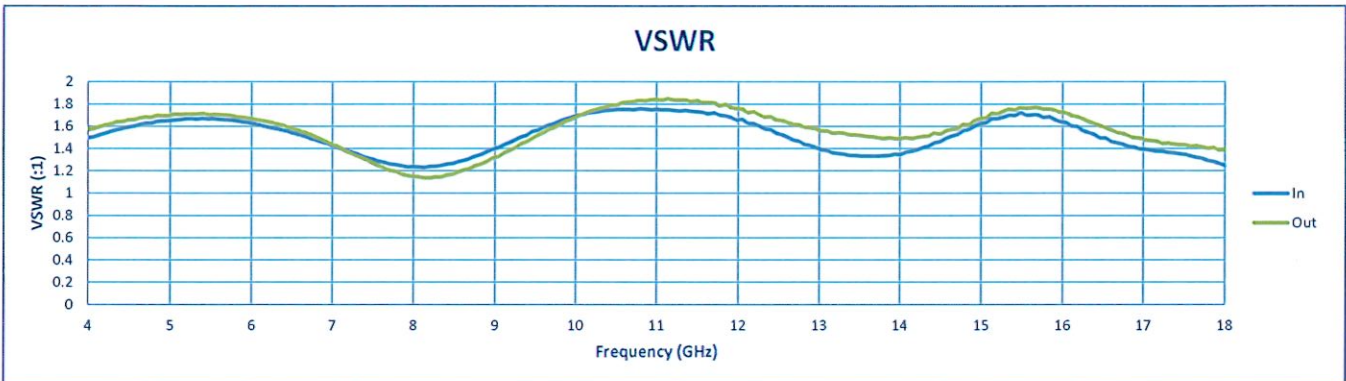
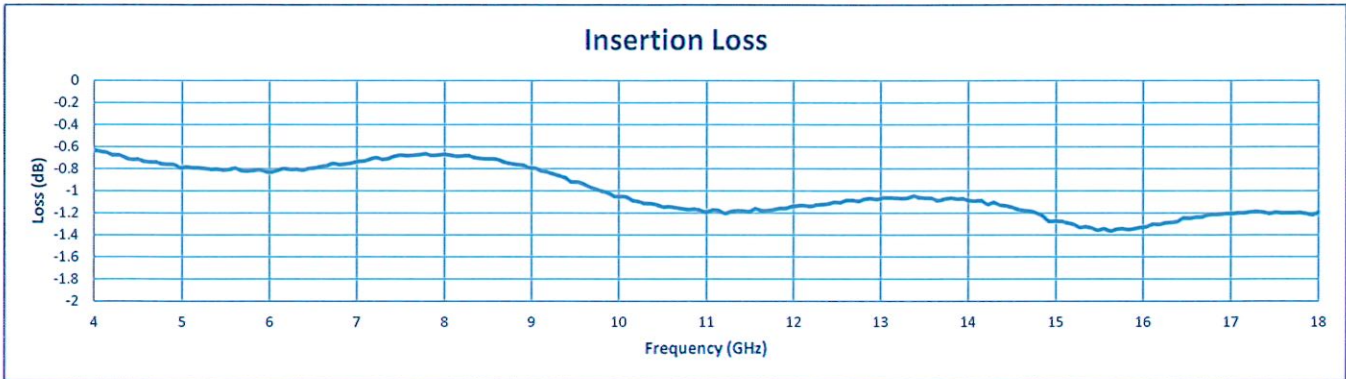
TEST ITEM NO.	PARAMETERS	SPECIFIED VALUE	Test Results	QA QC
1	Frequency Range:	4 GHz to 18 GHz	4 GHz to 18 GHz	PMI QA2
2	Insertion Loss:	2.0 dB Max. @ -10 dBm Input Power	1.36 dB See Graph	
3	Leakage Power:	+15dBm Typ.	Pass See Typical Characteristics	
4	Impedance:	50 Ohms	Pass See Typical Characteristics	
5	Recovery Time (3 dB):	250 ns Max.	Pass See Typical Characteristics	
6	VSWR:	2.0:1 Max. @ -10 dBm Input Power	1.76:1 In 1.85:1 Out See Graph	
7	RF Power Handling:	20 W CW Max.	Pass See Typical Characteristics	
		500W Peak Max. (10 μs PW, 1kHz PRF)	Pass See Typical Characteristics	
8	Limiting Threshold:	+ 5 dBm Nom. (1 dB Compression)	+ 9 dBm See Graph	

QA/QC Approval:  PMI
QA2

Date: 9/27/2023

7309-A Grove Road Frederick, MD 21704 USA Phone: (301) 662-5019 Fax: (301) 662-1731
 Email: sales@pmi-rf.com

**SUMMARY TEST DATA
ON
LM-10M18G-16-20W-AL-OPT418**



7309-A Grove Road Frederick, MD 21704 USA Phone: (301) 662-5019 Fax: (301) 662-1731
Email: sales@pmi-rf.com