

**SUMMARY TEST DATA
 ON
 APD-4-2G18G-TF-2**

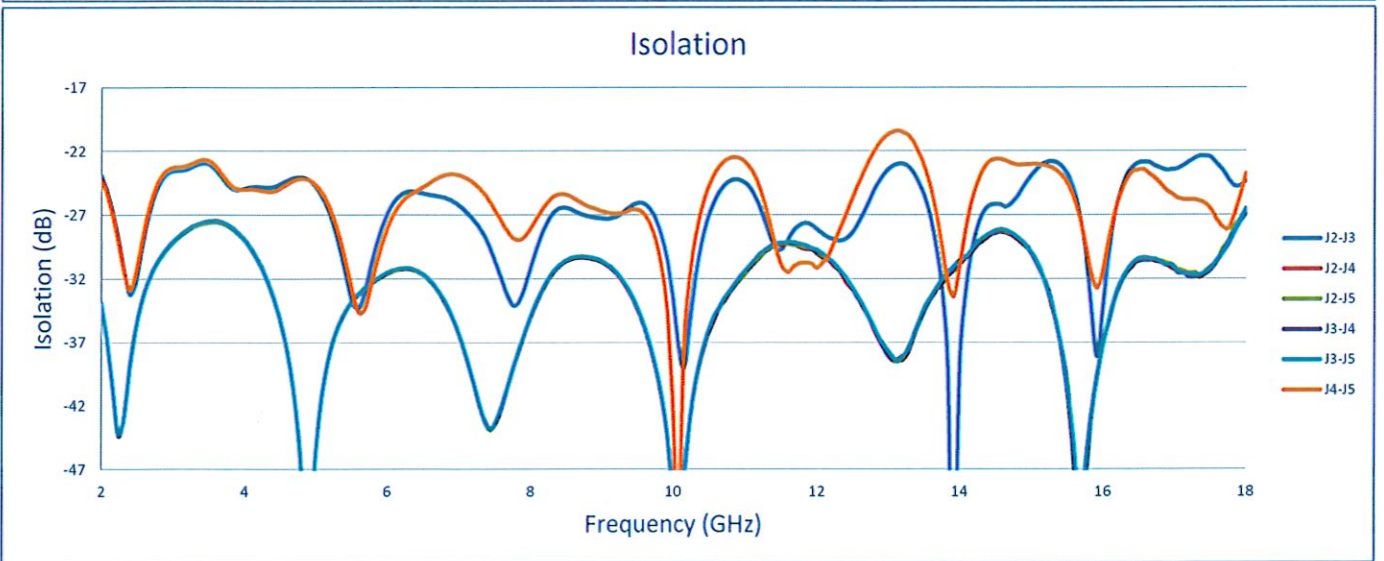
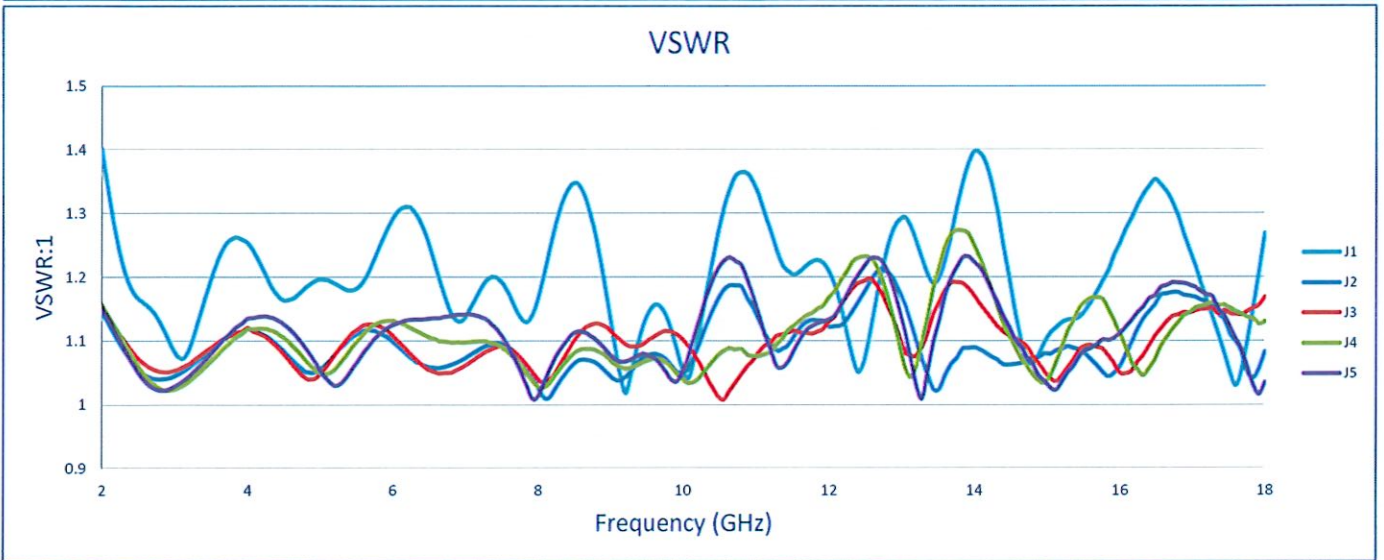
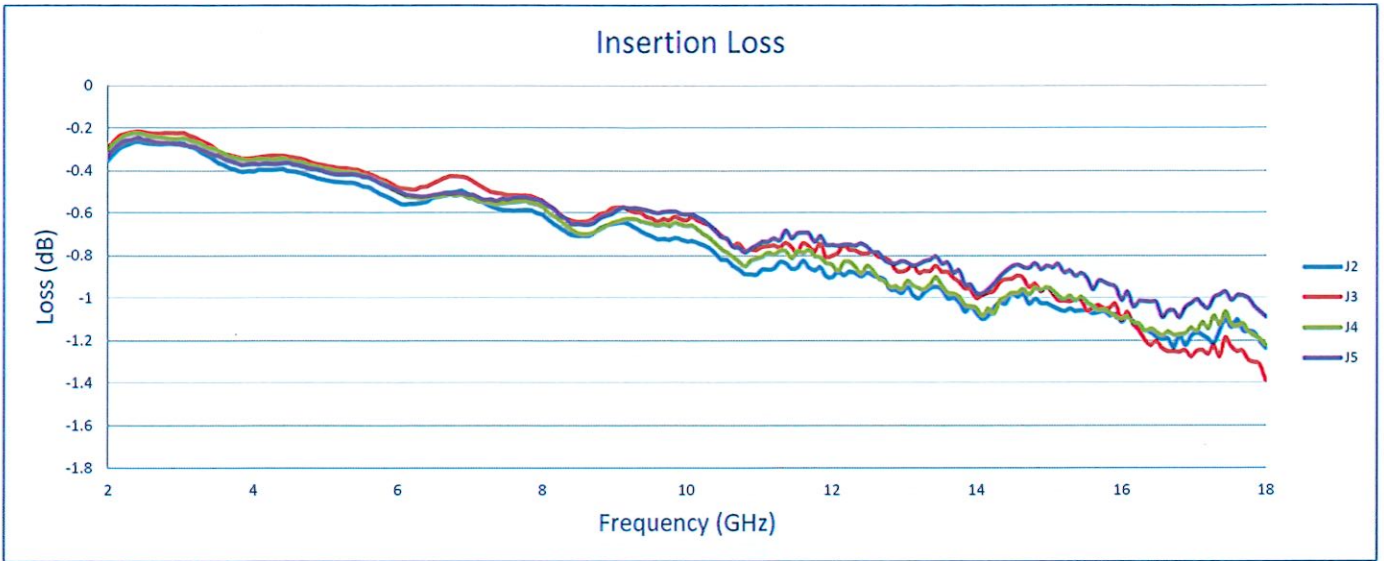
Customer: _____
 SO No: _____
 Model No: APD-4-2G18G-TF-2
 Serial No: PL42822/2345

Tested By: K Craven
 Temperature: +25° C
 Date: 11/8/2023
 Drawing No: 27639120 Rev: A1

TEST ITEM NO.	PARAMETERS	SPECIFIED VALUE	TEST RESULTS	QA QC
1	Frequency Range:	2.0 to 18.0 GHz	2.0 to 18.0 GHz	PMI QA2
2	Insertion Loss:	1.8 dB Max. (Above 6.02 dB Split)	1.39 dB See Graph	
3	VSWR:	1.5:1 Max.	1.4:1 See Graph	
4	Isolation:	18 dB Min.	20 dB See Graph	
5	Amplitude Balance:	±0.5 dB Max.	0.15 dB -0.21 dB See Graph	
6	Phase Balance:	±6° Max.	1.47° -0.99° See Graph	

QA/QC Approval:  PMI
QA2

Date: 11/8/2023



SUMMARY TEST DATA ON APD-4-2G18G-TF-2

