



SUMMARY TEST DATA
ON
P2T-1R2G1R4G-60-T-SFF

Customer: _____
 SO No: _____
 Model No: P2T-1R2G1R4G-60-T-SFF
 Serial No: PL43842/2403

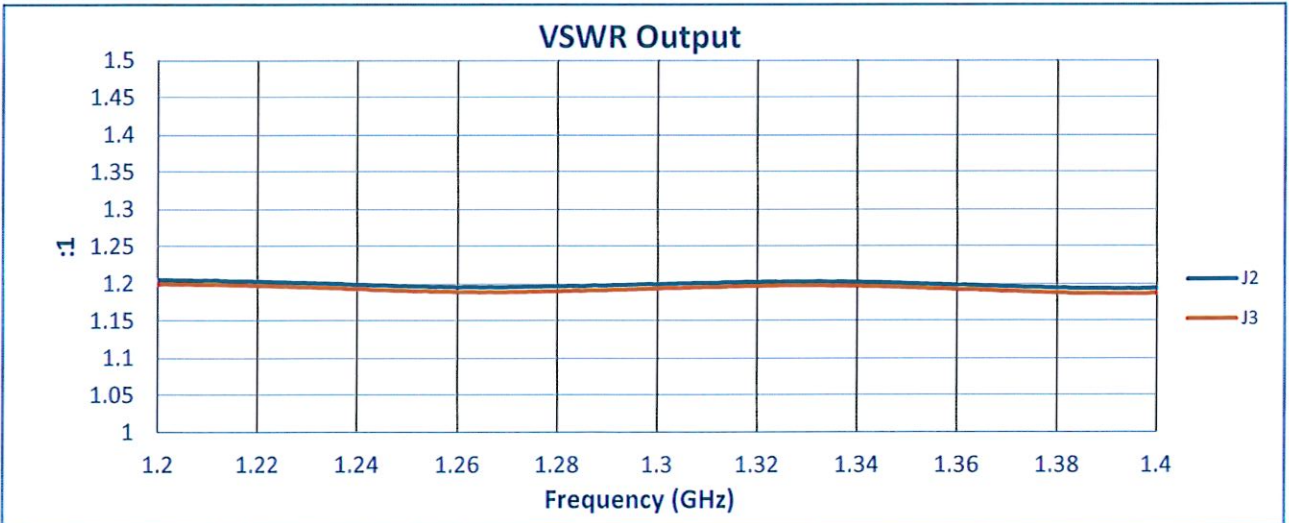
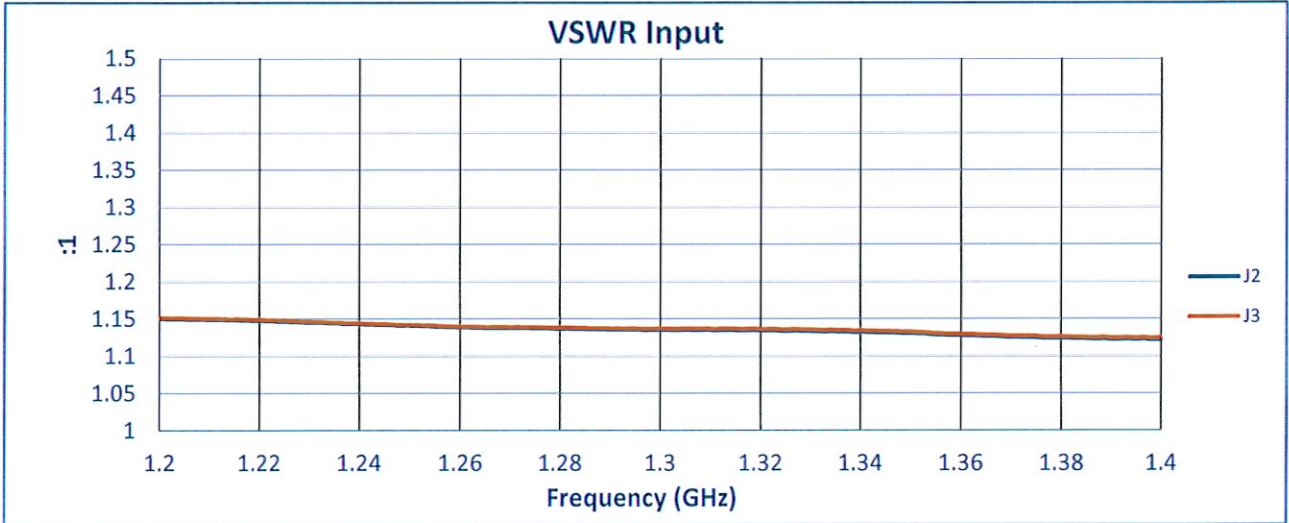
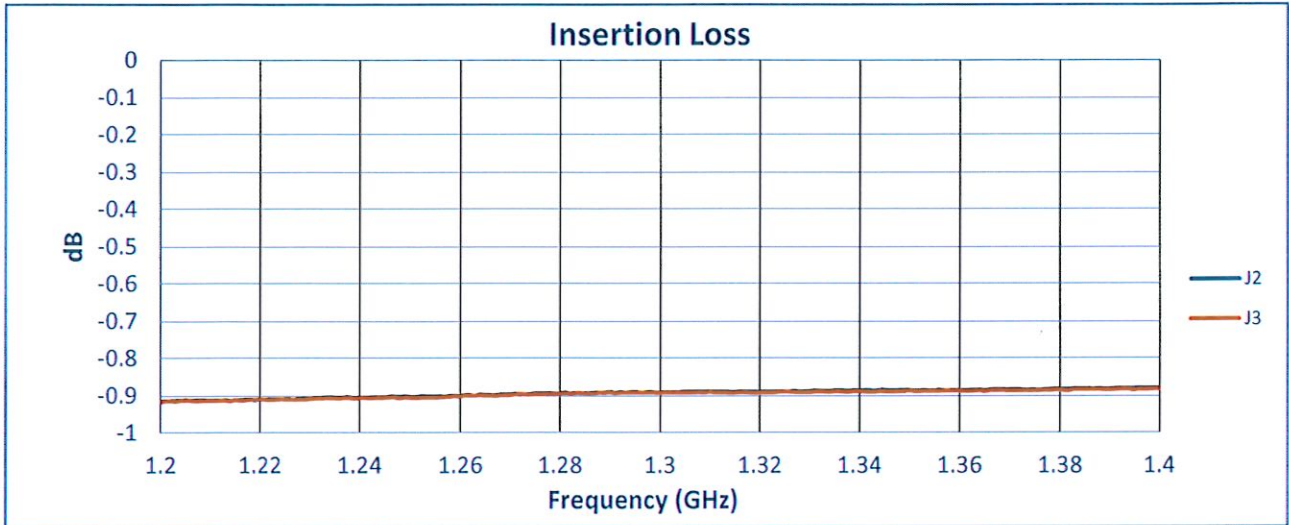
Tested By: K. Mansfield
 Temperature: 25°C
 Date: 1/17/2024
 Drawing No: 27630501 Rev: A1

TEST ITEM NO.	PARAMETERS	SPECIFIED VALUE	TEST RESULTS	QA QC	
1	Frequency Range	1.2 GHz to 1.4 GHz	1.2 GHz to 1.4 GHz	PMI QA2	
2	Impedance	50 Ω	Pass		
3	Input Power	20 dBm CW Max Operating 30 dBm CW Max Survival	Pass See Typical Characteristics		
4	VSWR: In	1.5:1 Max.	1.15:1 In		
5	Insertion Loss	1 dB Max.	0.92 dB		
6	Isolation	60 dB Min.	91.4 dB		
7	Switching Speed Max	100 ns Max.	Pass See Typical Characteristics		
8	Power Supply	5 V @ 100 mA Typ -15 V @ 100 mA Typ	5 V @ 24 mA -15 V @ 56 mA		
9	Control Signal	TTL LOGIC '0' : J1-J2 Low Loss '1' : J1-J3 Low Loss	Pass		PMI QA2

QA/QC Approval:  PMI
QA2

Date: 1/18/2024

7309-A Grove Road Frederick, MD 21704 USA Phone: (301)662-5019 Fax: (301)662-1731
 Email: sales@quanticpmi.com



7309-A Grove Road Frederick, MD 21704 USA Phone: (301)662-5019 Fax: (301)662-1731
Email: sales@quanticpmi.com

