

**SUMMARY TEST DATA
ON
PEC-30-0R2520R0-5R0-22-12-SFF**

Customer: _____
 SO No: _____
 Model No: PEC-30-0R2520R0-5R0-22-12-SFF
 Serial No: PL45283/2413

Tested By: K. Mansfield
 Temperature: +25° C
 Date: 3/27/2024
 Drawing No: 27633840 REV: B1

TEST ITEM NO.	PARAMETERS	SPECIFIED VALUE	Test Results	QA QC	
1	Frequency Range:	0.25 to 20.0 GHz	0.25 to 20.0 GHz	PMI QA2	
2	Gain:	26.5 dB Typ.	27.3 dB Max. 25.5 dB Min. See Plot		
3	Gain Flatness:	±1.5 dB Max.	±0.87 dB See Plot		
4	Noise Figure:	5.5 dB Max. (*)	4.8 dB See Plot		
5	OP1dB:	22 dBm Min.	24.2 dBm See Plot		
6	VSWR Input/Output:	1.7:1 Max.	1.5:1 In 1.4:1 Out See Plot		
7	DC Supply:	+12 to +15 VDC @ 400 mA Typ.	358 mA		PMI QA2

(*)Noise figure only valid above 1 GHz

QA/QC Approval:

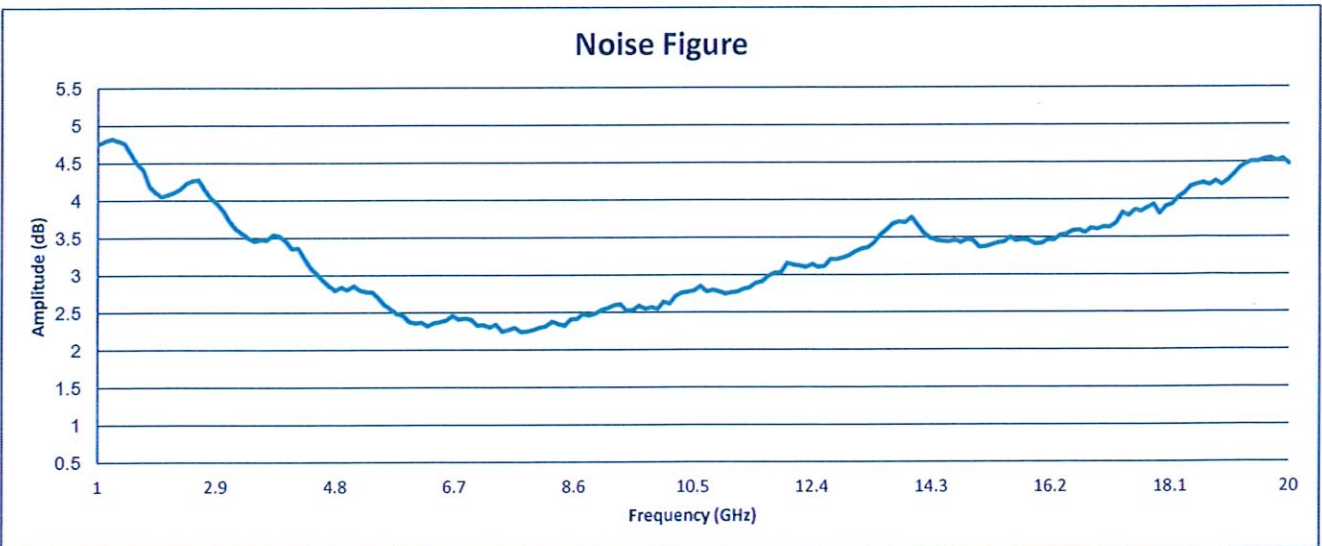
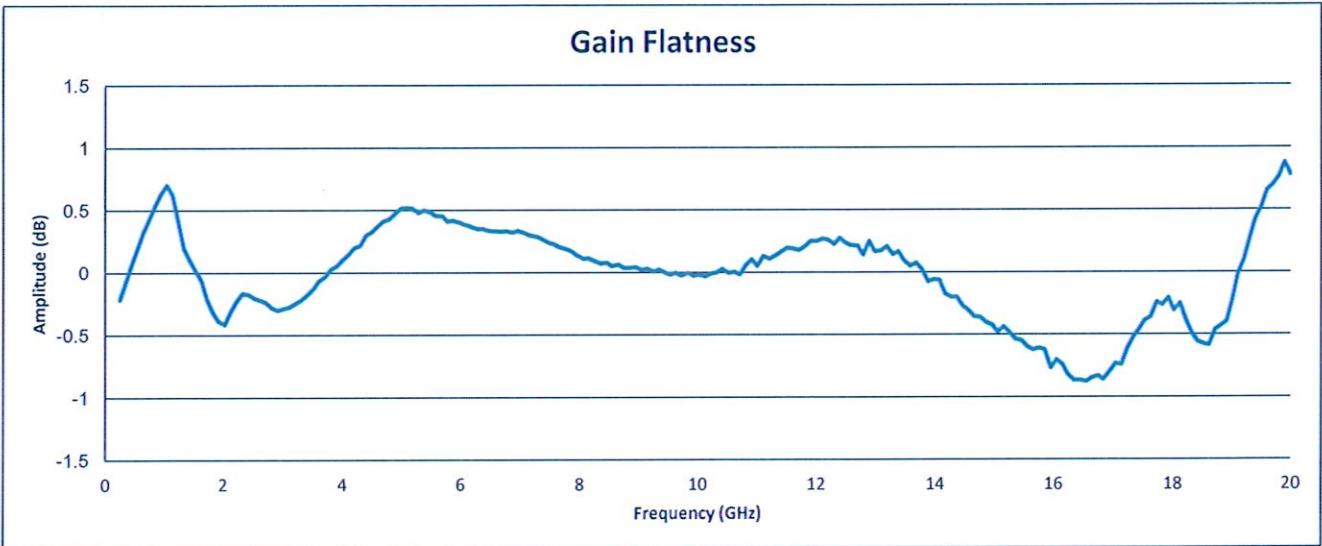
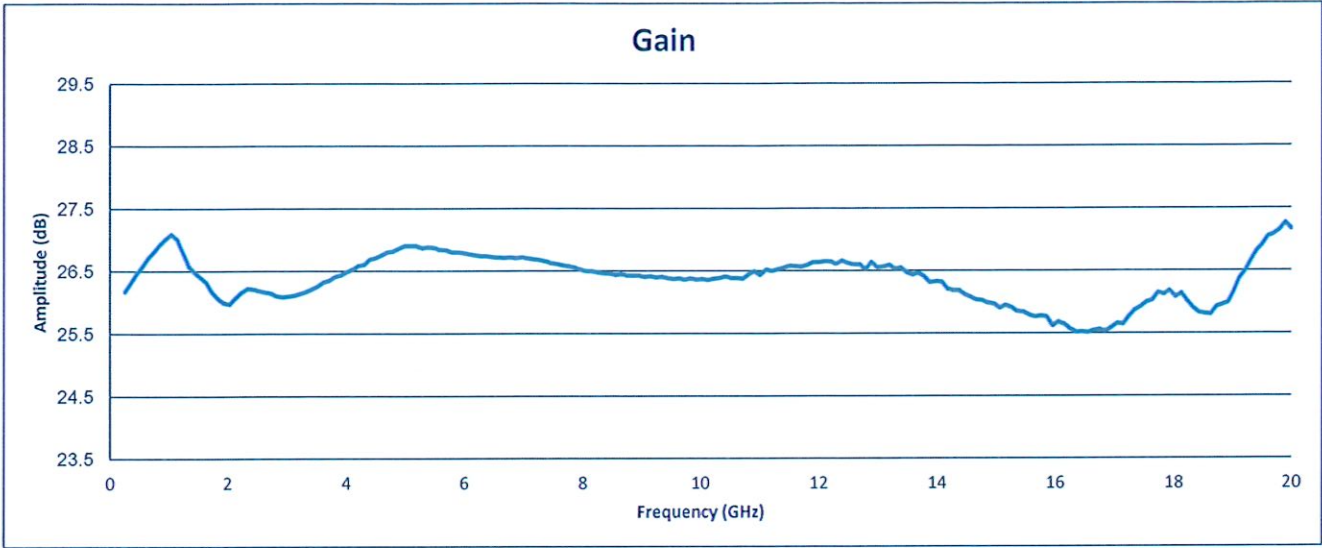


PMI
QA2

Date:

3/28/2024

SUMMARY TEST DATA
ON
PEC-30-0R2520R0-5R0-22-12-SFF



**SUMMARY TEST DATA
 ON
 PEC-30-0R2520R0-5R0-22-12-SFF**

