

**SUMMARY TEST DATA  
ON  
PEC-30-0R2520R0-5R0-22-12-SFF**

Customer: \_\_\_\_\_  
 SO No: \_\_\_\_\_  
 Model No: PEC-30-0R2520R0-5R0-22-12-SFF  
 Serial No: PL45404/2414

Tested By: A. Mousavi  
 Temperature: +25° C  
 Date: 4/8/2024  
 Drawing No: 27633840      REV: B3

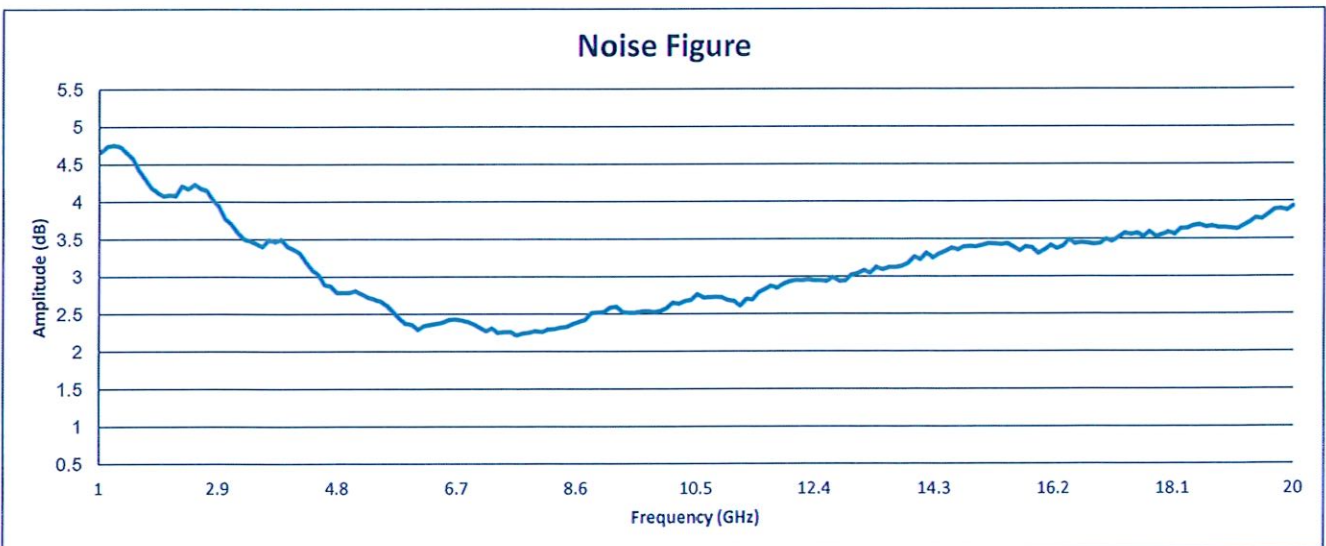
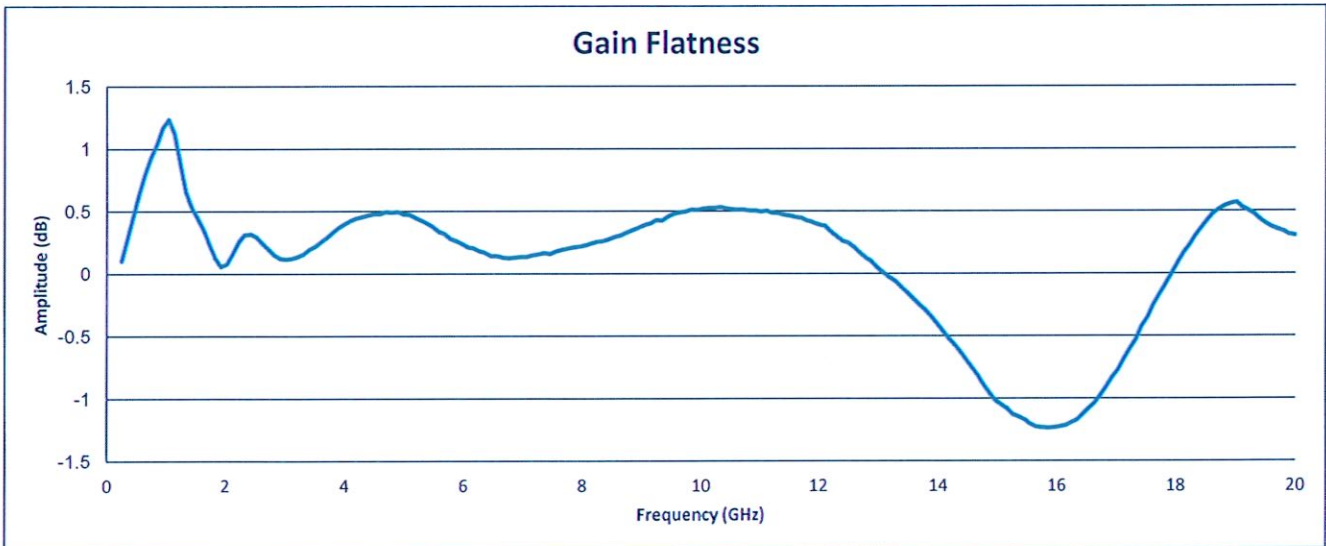
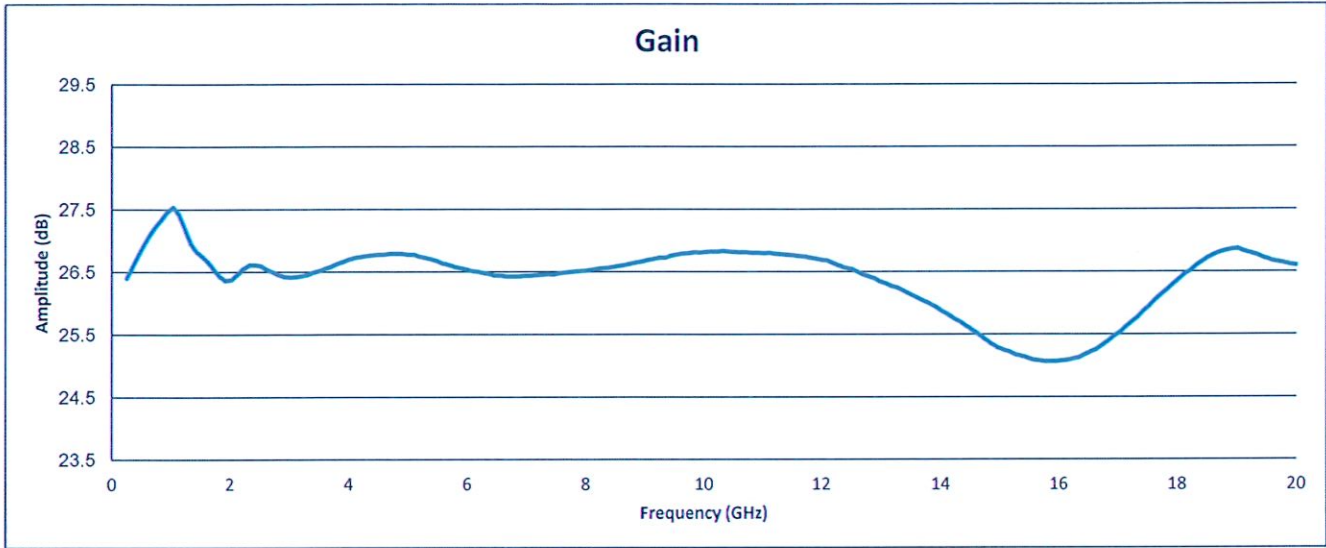
TEST ITEM NO.	PARAMETERS	SPECIFIED VALUE	Test Results	QA QC	
1	Frequency Range:	0.25 to 20.0 GHz	0.25 to 20.0 GHz	PMI QA4	
2	Gain:	26.5 dB Typ.	27.5 dB Max. 25.1 dB Min. See Plot		
3	Gain Flatness:	±1.5 dB Max.	±1.23 dB See Plot		
4	Noise Figure:	5.5 dB Max. (*)	4.8 dB See Plot		
5	OP1dB:	22 dBm Min.	24.2 dBm See Plot		
6	VSWR Input/Output:	1.7:1 Max.	1.5:1 In 1.5:1 Out See Plot		
7	DC Supply:	+12 to +15 VDC @ 400 mA Typ.	360 mA		PMI QA4

(\*)Noise figure only valid above 1 GHz

QA/QC Approval: *Cameron Kelley*

Date: 4/10/24

SUMMARY TEST DATA  
ON  
PEC-30-0R2520R0-5R0-22-12-SFF



**SUMMARY TEST DATA  
ON  
PEC-30-0R2520R0-5R0-22-12-SFF**

