

**SUMMARY TEST DATA
ON
PEC-30-0R2520R0-5R0-22-12-SFF**

Customer: _____
 SO No: _____
 Model No: PEC-30-0R2520R0-5R0-22-12-SFF
 Serial No: PL45410/2414

Tested By: A. Mousavi
 Temperature: +25° C
 Date: 4/8/2024
 Drawing No: 27633840 REV: B3

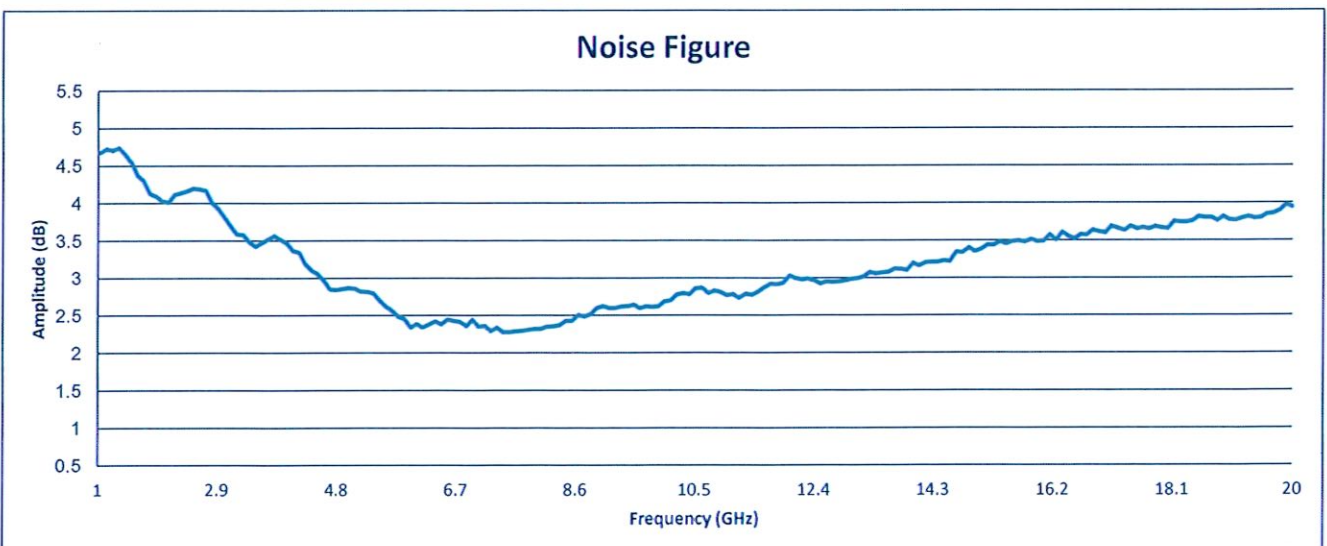
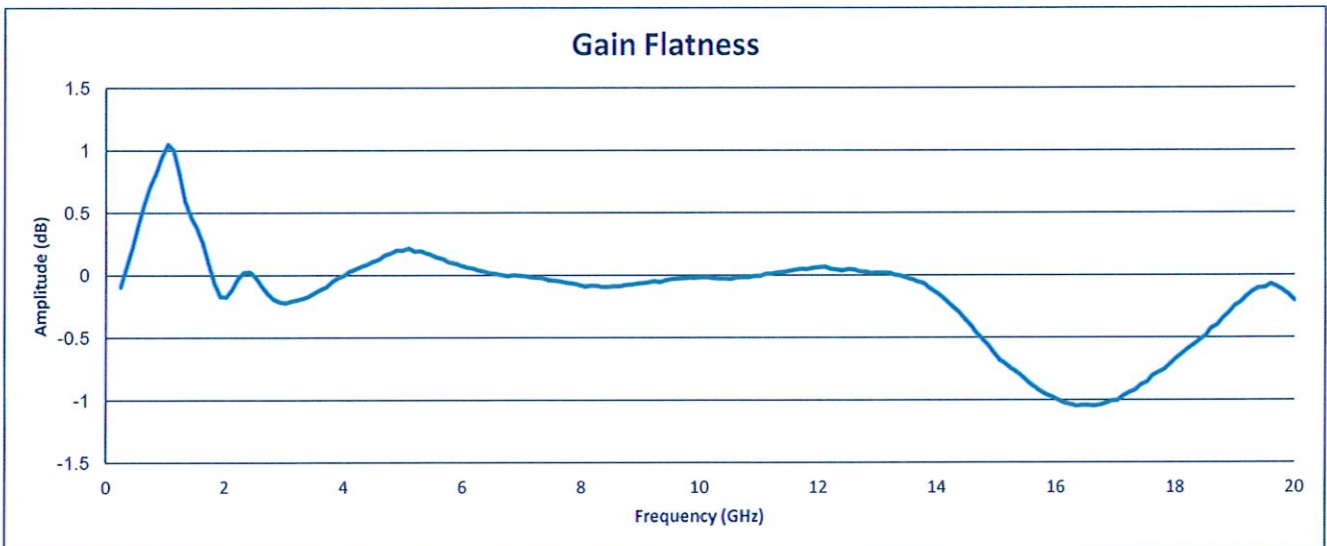
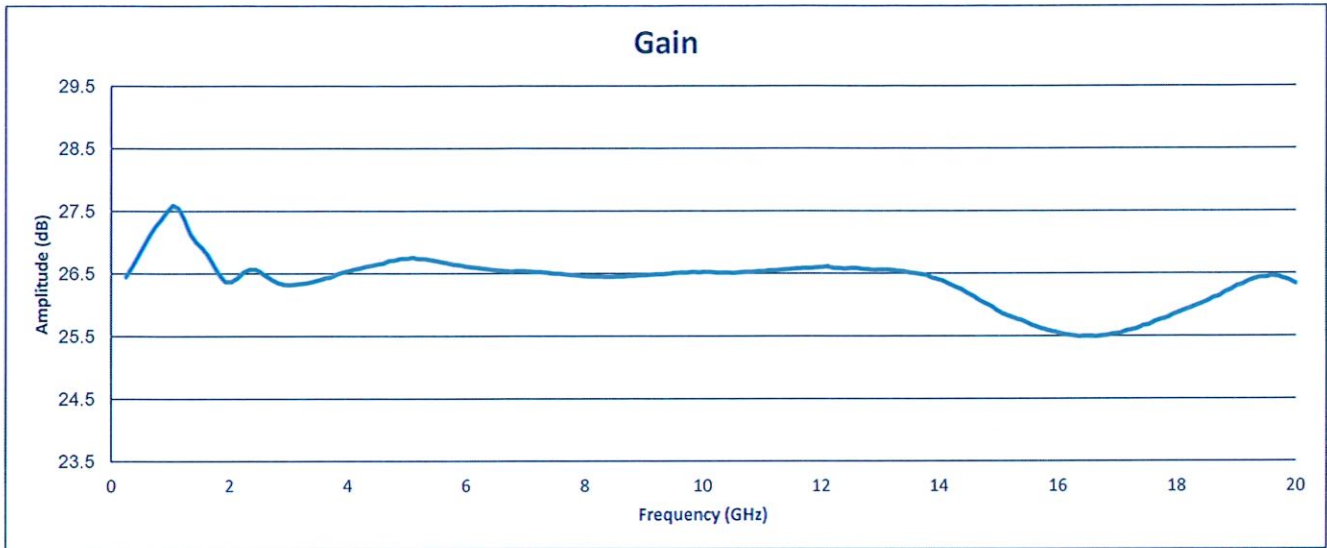
TEST ITEM NO.	PARAMETERS	SPECIFIED VALUE	Test Results	QA QC
1	Frequency Range:	0.25 to 20.0 GHz	0.25 to 20.0 GHz	PMI QA4
2	Gain:	26.5 dB Typ.	27.6 dB Max. 25.5 dB Min. See Plot	
3	Gain Flatness:	±1.5 dB Max.	±1.05 dB See Plot	
4	Noise Figure:	5.5 dB Max. (*)	4.7 dB See Plot	
5	OP1dB:	22 dBm Min.	24.2 dBm See Plot	
6	VSWR Input/Output:	1.7:1 Max.	1.5:1 In 1.5:1 Out See Plot	
7	DC Supply:	+12 to +15 VDC @ 400 mA Typ.	380 mA	PMI QA4

(*)Noise figure only valid above 1 GHz

QA/QC Approval: *Cameron Kelly*

Date: 4/10/24

**SUMMARY TEST DATA
ON
PEC-30-0R2520R0-5R0-22-12-SFF**



**SUMMARY TEST DATA
ON
PEC-30-0R2520R0-5R0-22-12-SFF**

