Quantic PMI
PLANAR MONOLITHICS

SUMMARY TEST DATA
ON
PS-360-DC-3 OPTION 618-15D-10BIT

Customer:

Job No:

Model No: PS-360-DC-3 OPTION 618-15D-10BIT

Serial No: PL45591/2416

Tested By: K. Mansfield

Date: Thursday, April 18, 2024

Temp: 25°C

Drawing No: 27634080 Rev: A1

TEST ITEM NO.	PARAMETERS	SPECIFIED VALUE	TEST RESULTS	QA QC
1	Frequency Range:	6 - 18 GHz	6 - 18 GHz	PMI QA4
2	Insertion Loss:	12 dB Max. 10 dB Typ.	10.7 dB See Plot	
3	VSWR:	2.0:1 Max.	1.5:1 In 1.5:1 Out See Plot	
4	Accuracy:	±15° Max. (Peak to Peak)	+2.9° -8.9° See Plot	
5	PM/AM	±2.5 dB Max.	±1 dB	
6	Translation Rate:	0 to 500 KHz	See Typical Characteristics	
7	Carrier Suppression:	18 dB	See Typical Characteristics	
8	Side Band Suppression:	15 dB	See Typical Characteristics	
9	Phase Shift - Range:	360°	360°	
	Phase Shift - Control Input:	10 Bit TTL	Pass	
	Phase Shift - Switching Speed:	50% TTL to within 500 ns Max. (10° of Final Phase Shift)	See Typical Characteristics	
	Phase Shift - Harmonics:	-25 dBc	See Typical Characteristics	
10	Power Handling - Without Damage:	+10 dBm	Pass	
	Power Handling - Survival:	+20 dBm	Pass	
11	Power Supply:	+5 VDC (±5%) @ 115 mA 12 to -15 VDC @ 20 mA	+5 VDA @ 118 mA -15 VDC @ 22 mA	PMI QA4

QA/QC Approval: Cameron Kelly PMI QA4 Date: 04/18/2024

7309-A Grove Road Frederick, MD 21704 USA Phone: (301)662-5019 Fax: (301)662-1731
Email: sales@pmi-rf.com

Quantic PMI
PLANAR MONOLITHICS

SUMMARY TEST DATA
ON
PS-360-DC-3 OPTION 618-15D

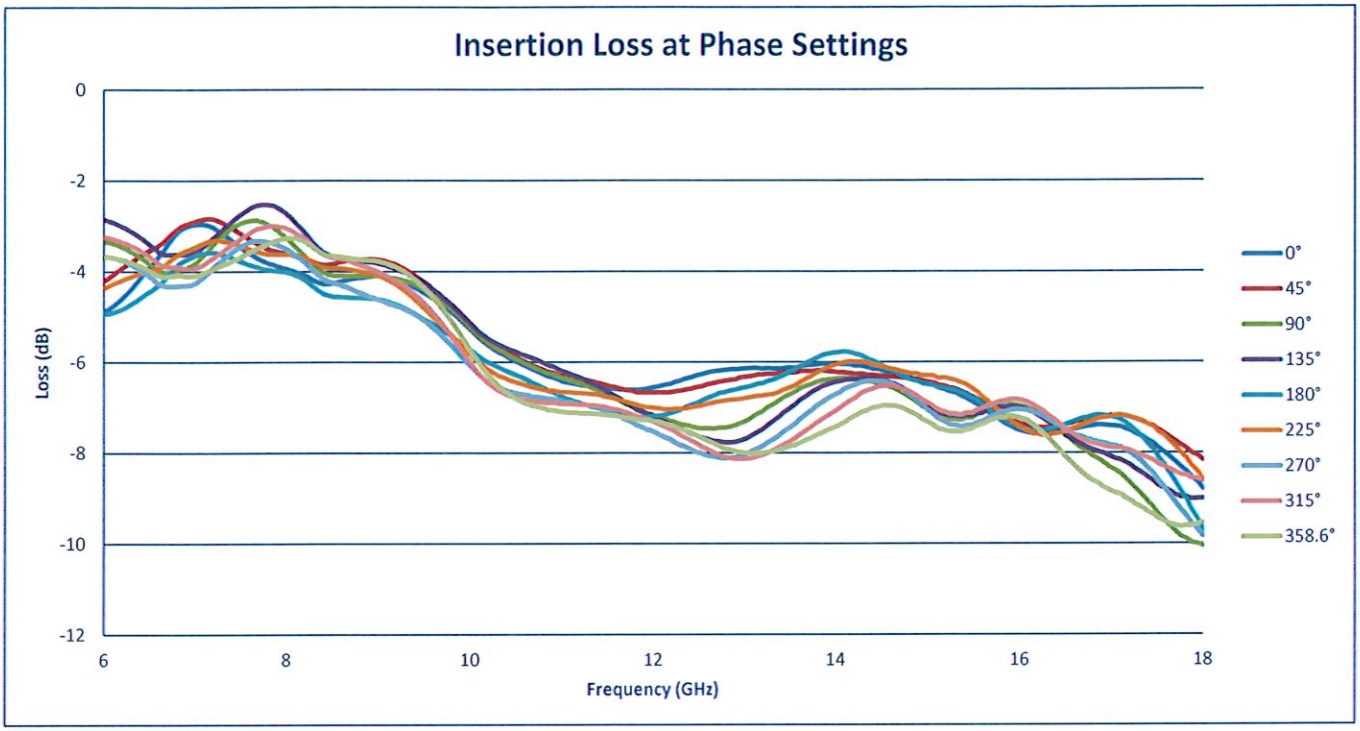

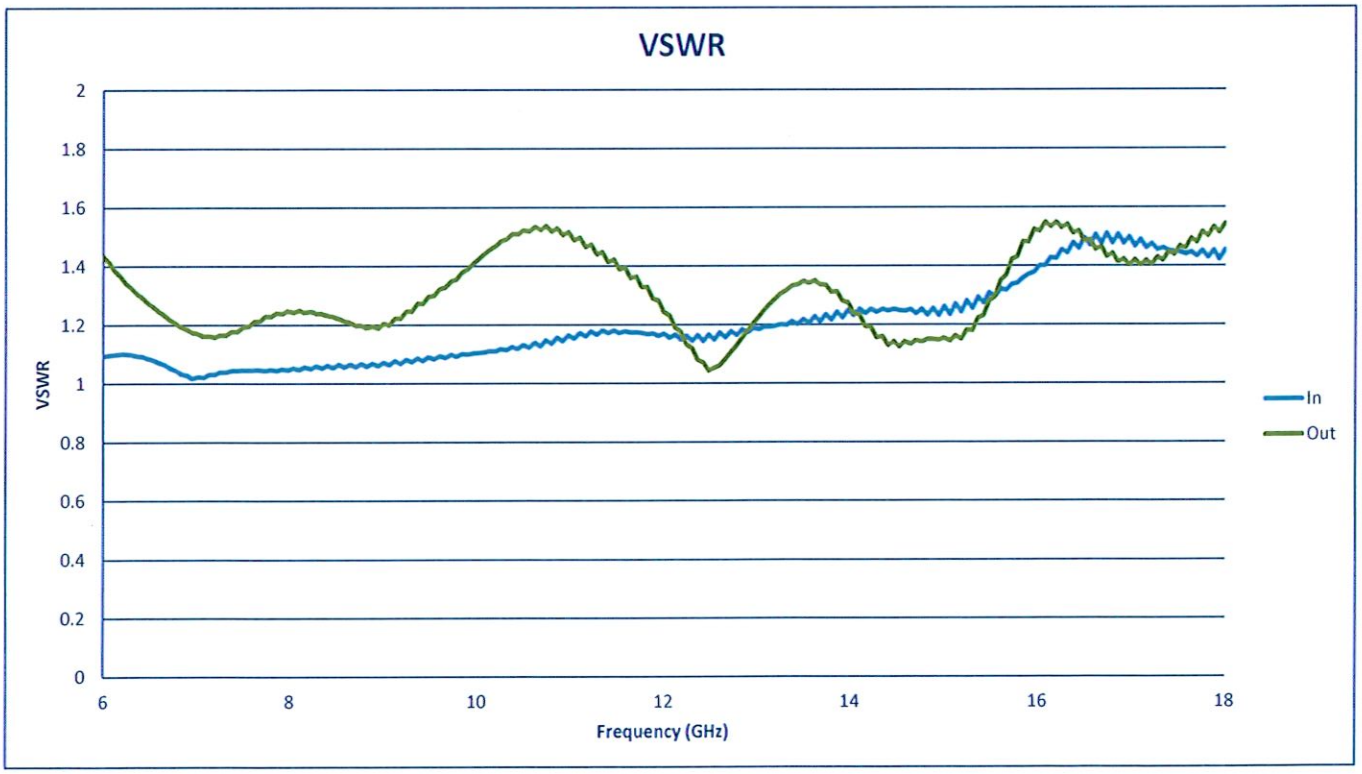

7309-A Grove Road Frederick, MD 21704 USA Phone: (301)662-5019 Fax: (301)662-1731
Email: sales@pmi-rf.com

Quantic PMI
PLANAR MONOLITHICS

SUMMARY TEST DATA
ON
PS-360-DC-3 OPTION 618-15D

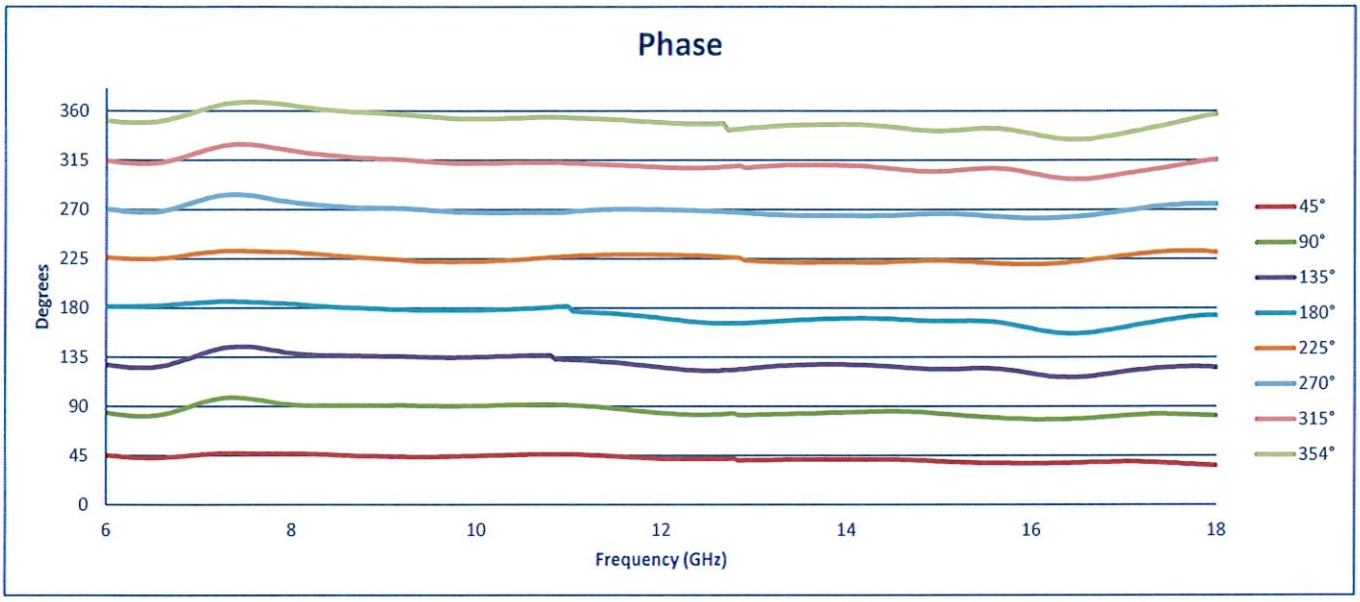

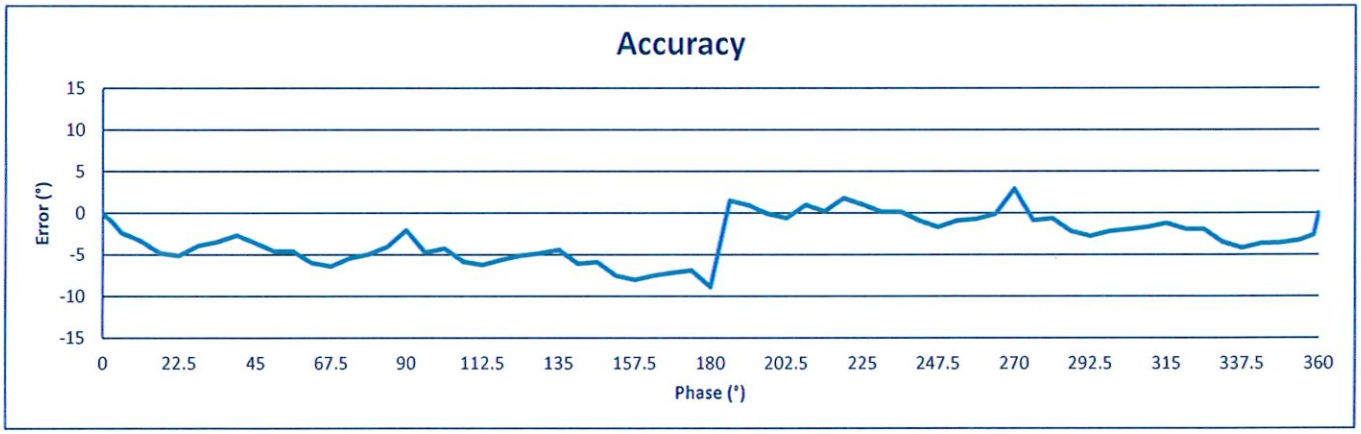

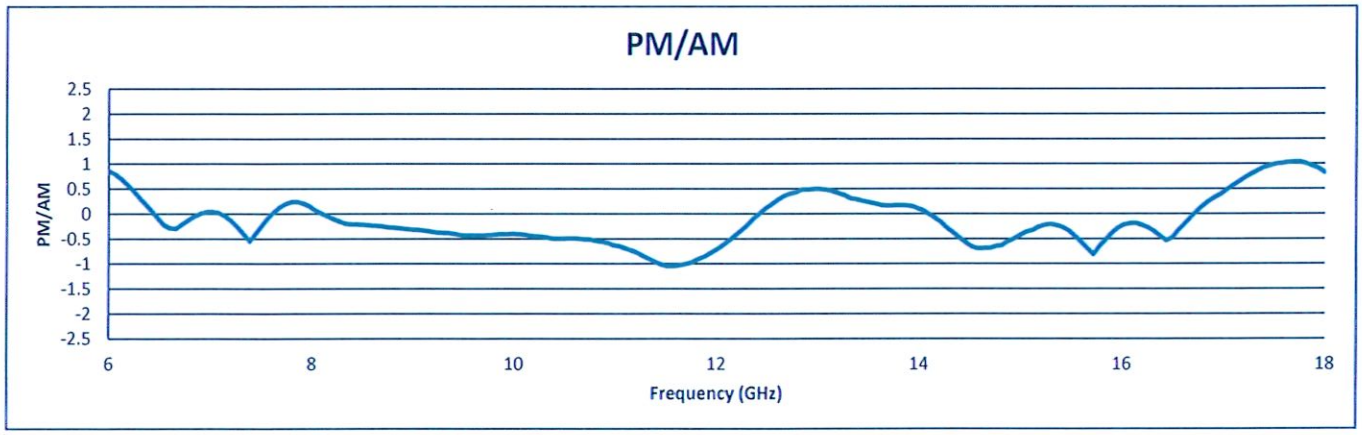

7309-A Grove Road Frederick, MD 21704 USA Phone: (301)662-5019 Fax: (301)662-1731
Email: sales@pmi-rf.com