Quantic PMI
PLANAR MONOLITHICS

SUMMARY TEST DATA ON PVA-500M18G-60-SFF

Customer:
Job No:
Model No: PVA-500M18G-60-SFF
Serial No: PL45920/2418

Tested By: K. Mansfield
Date: Friday, May 3, 2024
Temperature: +25° C
Drawing No: 27622543 Rev: B1

TEST ITEM NO.	PARAMETERS	SPECIFIED VALUE	PASS/FAIL	QA QC
1	Frequency Range:	0.5 GHz to 18 GHz	0.5 GHz to 18 GHz	PMI QA2
2	Insertion Loss:	0.5 to 12.0 GHz 4.5 dB Max. 12.0 to 18.0 GHz 5.2 dB Max.	4 dB 4.6 dB See Plot	
3	VSWR:	2.2:1 Max.	1.9:1 See Plot	
4	Attenuation Flatness:	0 - 30 dB ±2.5 dB Max. 30 - 40 dB ±3.5 dB Max. 40 - 50 dB ±4.5 dB Max. 50 - 60 dB ±5.5 dB Max.	±1.56 dB ±2.29 dB ±2.99 dB ±3.96 dB See Plot	
5	Attenuation Accuracy:	0 - 10 dB ±1.0 dB Max. 10 - 20 dB ±1.5 dB Max. 20 - 40 dB ±2.0 dB Max. 40 - 60 dB ±2.5 dB Max.	±0.36 dB ±0.65 dB ±0.78 dB ±0.98 dB See Plot	
6	Rise and Fall Time:	3 us Max.	< 2 µs See Typical Characteristics	
7	RF Power (Operating):	+20 dBm CW Max.	Pass	
8	RF Power (Survival):	+30 dBm CW Max.	Pass	
9	Control:	10 dB / Volt Analog Controlled	10.1 dB / Volt	
10	Power Supply:	+12 VDC @ 250 mA Max. -12 VDC @ 50 mA Max.	+12 VDC @ 110 mA -12 VDC @ 0 mA	PMI QA2

Voltage Control (mV)	Programmed Attenuation (dB)	Attenuation (dB)	Accuracy of Attenuation (dB)	Flatness (± dB)
1500	15	15.5	0.5	0.5
2500	25	25.8	0.8	1.2
3500	35	35.6	0.6	1.9
4500	45	45.6	0.6	2.6
5500	55	55.7	0.7	3.4

QA/QC Approval: PMI QA2 Date: 5/6/2024

7309-A Grove Road Frederick, MD 21704 USA Phone: (301)662-5019 Fax: (301)662-1731
Email: sales@pmi-rf.com

Quantic PMI
PLANAR MONOLITHICS

PL45920/2418

SUMMARY TEST DATA ON PVA-500M18G-60-SFF

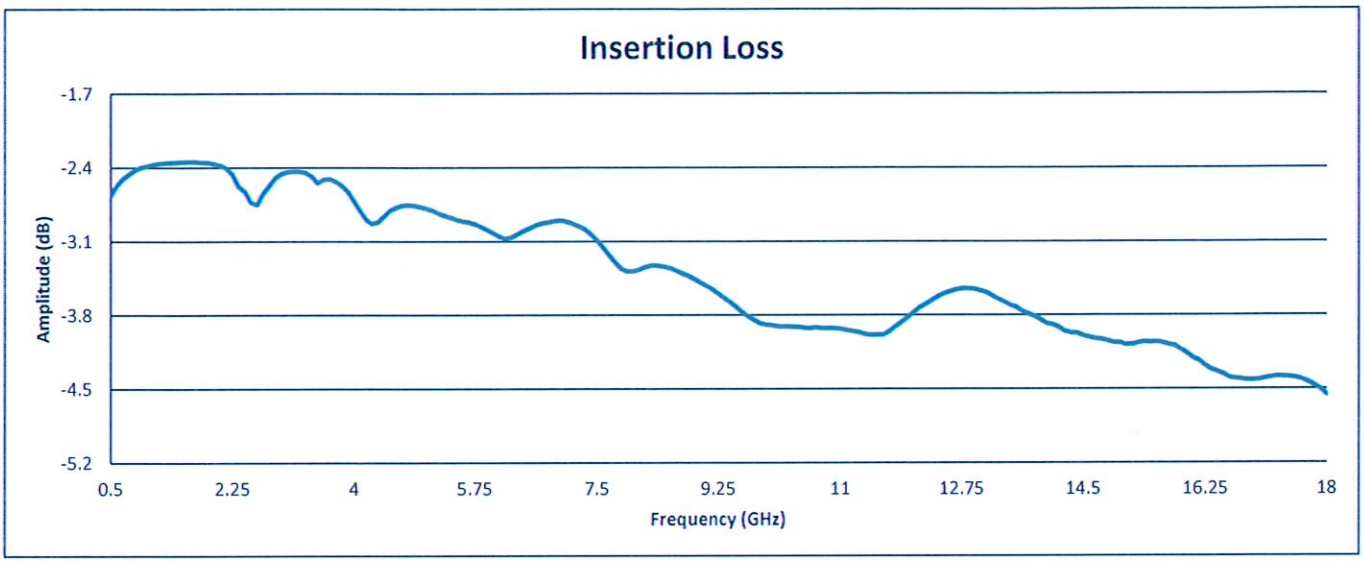

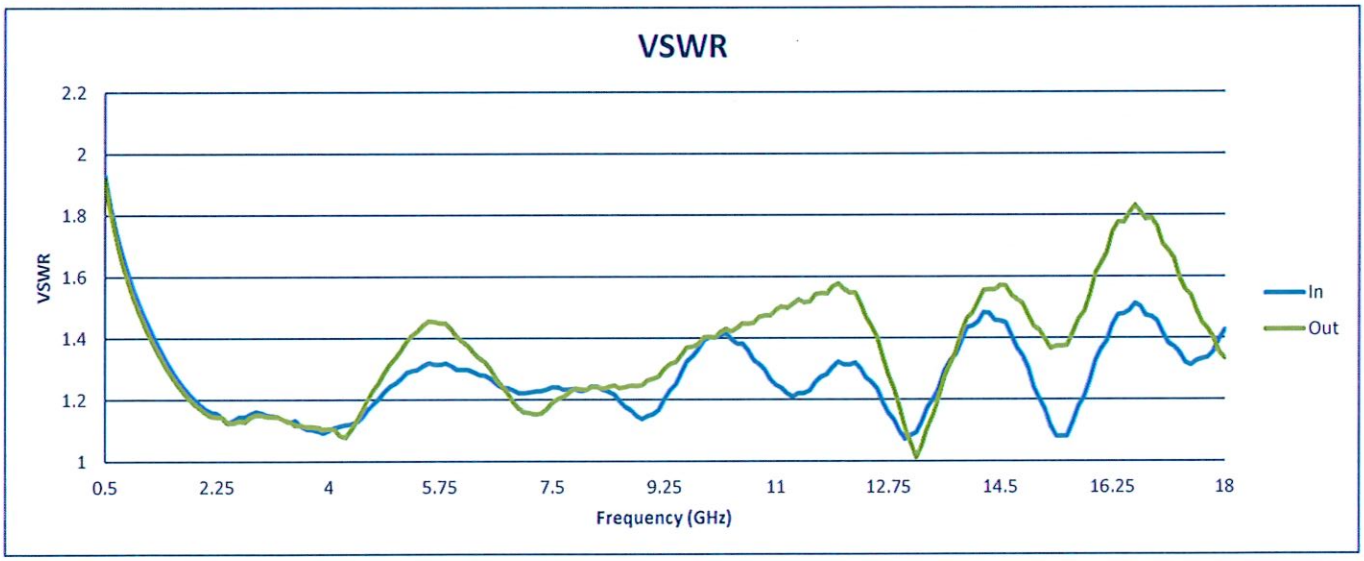

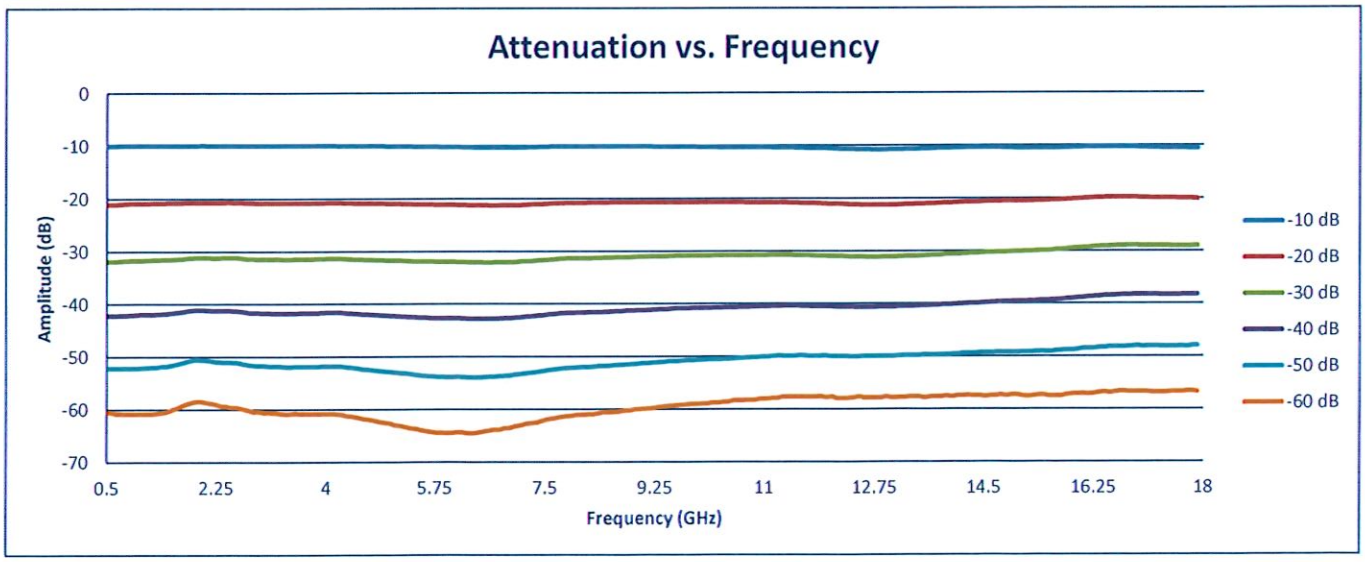

7309-A Grove Road Frederick, MD 21704 USA Phone: (301)662-5019 Fax: (301)662-1731
Email: sales@pmi-rf.com

Quantic™ PMI
PLANAR MONOLITHICS

PL45920/2418

SUMMARY TEST DATA ON PVA-500M18G-60-SFF

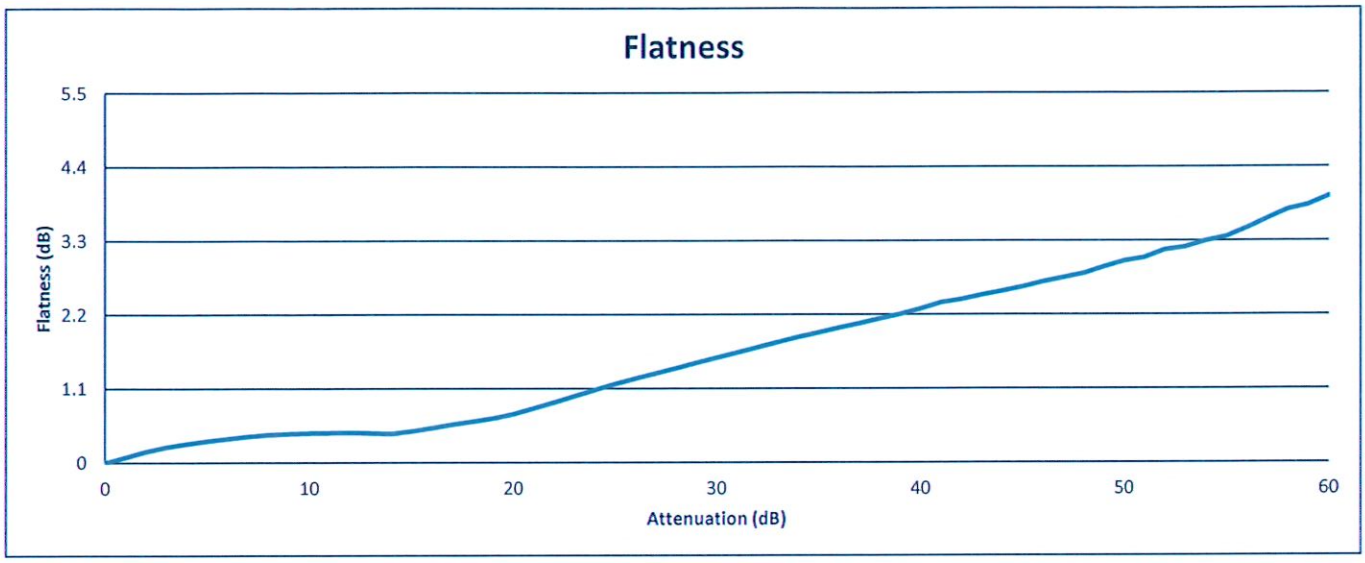

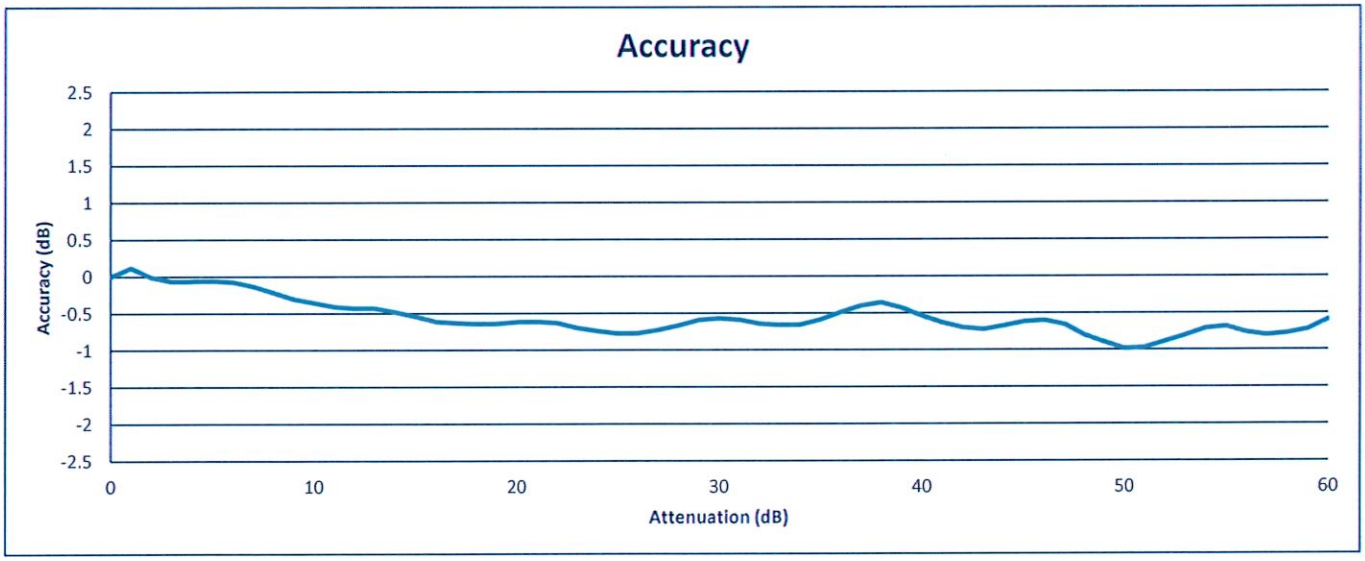

7309-A Grove Road Frederick, MD 21704 USA Phone: (301)662-5019 Fax: (301)662-1731
Email: sales@pmi-rf.com