

**SUMMARY TEST
ON
PE2-16-300M20G-1R7-15-12-SFF**

Customer: _____
SO No: _____
Model No: PE2-16-300M20G-1R7-15-12-SFF
Serial No: PL46979/2426

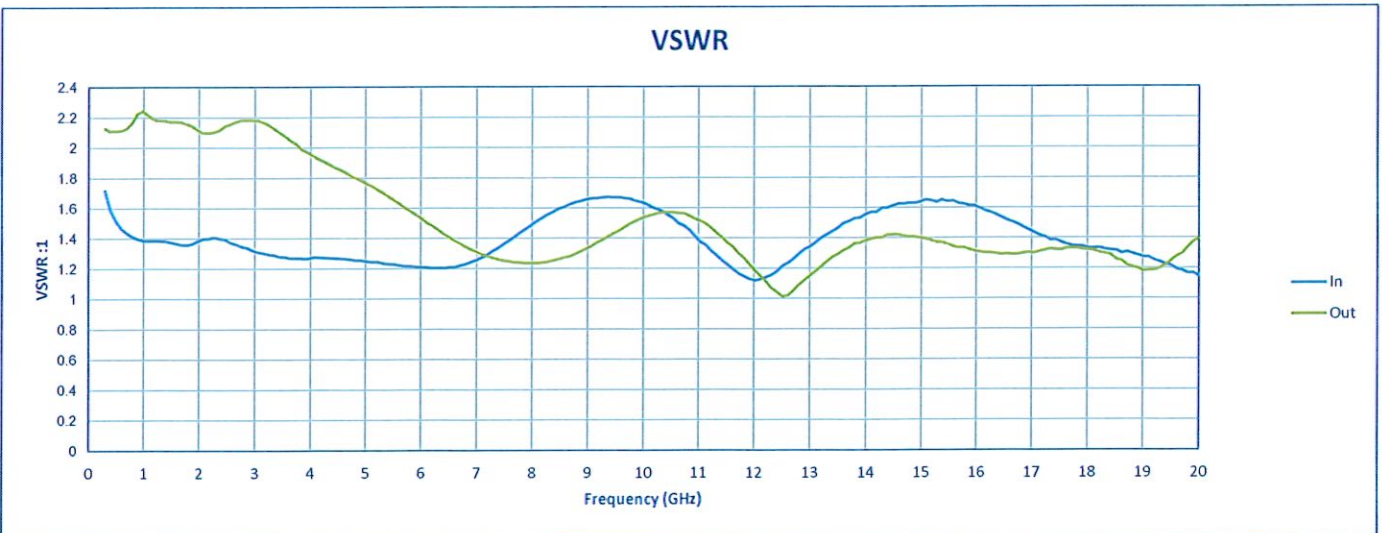
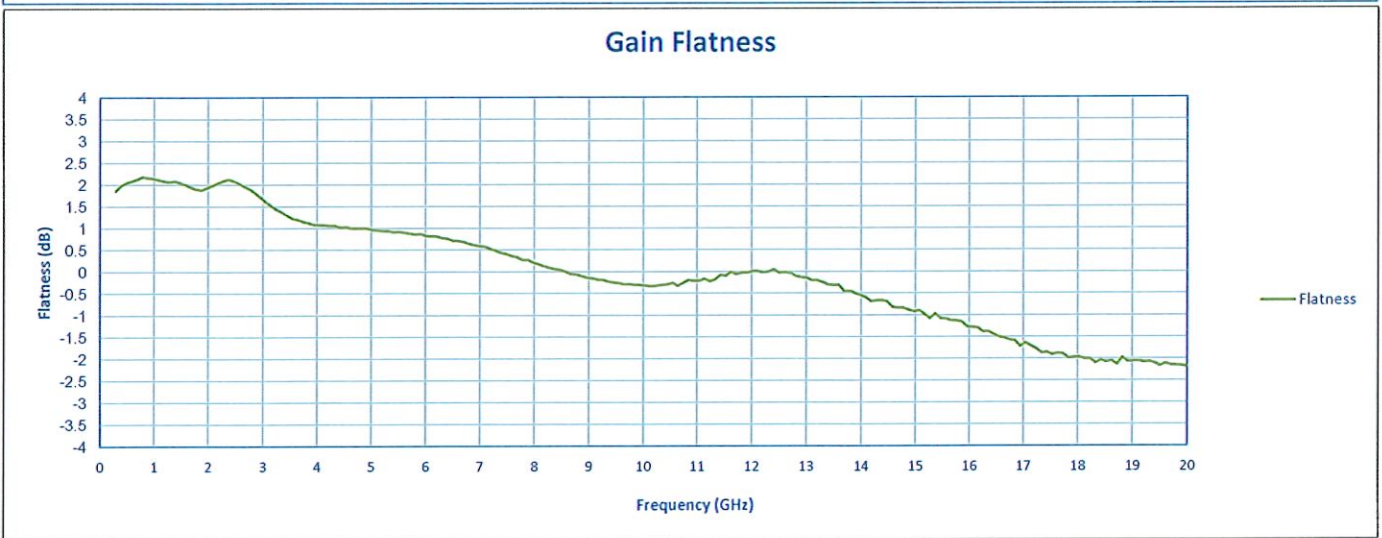
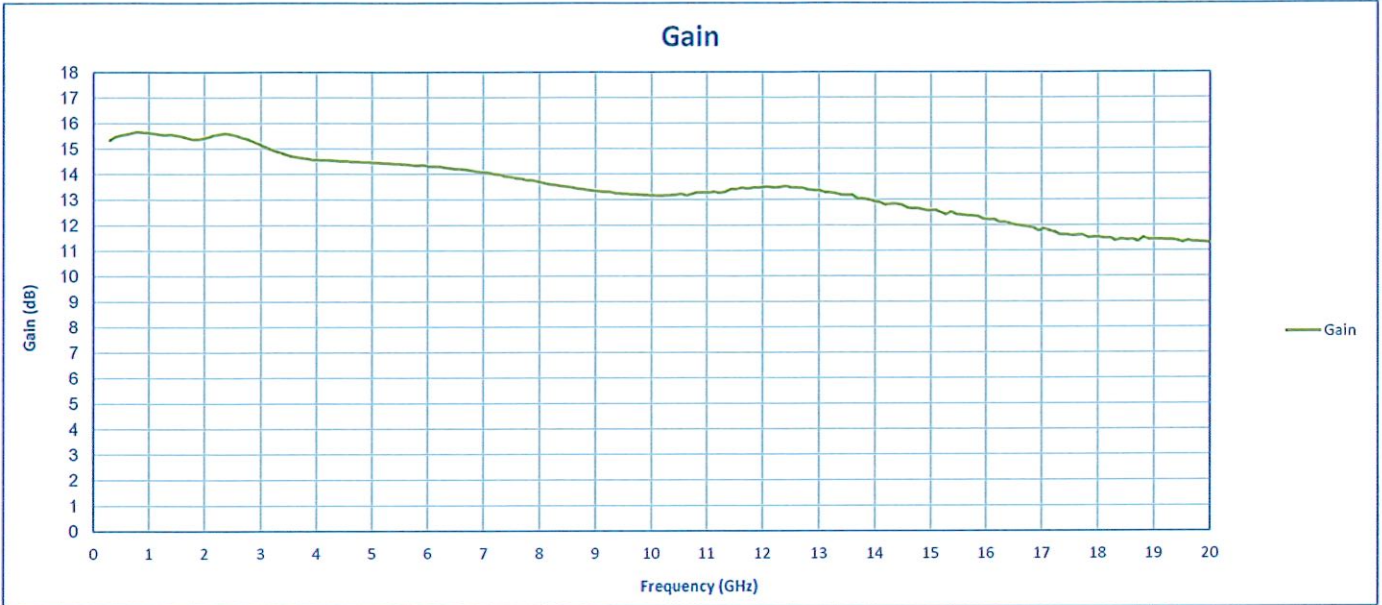
Tested By: A. Mousavi
Temperature: +25° C
Date: 6/28/2023
Drawing No: 27631840 REV: A1

TEST. ITEM NO	PARAMETERS	SPECIFIED VALUE	Test Results	QA QC
			+25°C	
1	Frequency Range:	300 MHz to 20 GHz	300 MHz to 20 GHz	PMI QAA
2	Gain: 0.3-10GHz 10-16GHz 16-18GHz 18-20GHz	12.5 dB MIN, 16 dB Typ. 12 dB MIN, 14.5 dB Typ. 11.5 dB MIN, 13.5 dB Typ. 11 dB MIN, 13 dB Typ.	+13.16 dB	
			+12.2 dB	
			+11.5 dB	
			+11.3 dB	
			See Graph	
3	Input VSWR:	2.0:1 MAX..	1.72 :1 See Graph	
4	Output VSWR:	2.0:1 Typ. 2.3:1 Max.	2.24 :1 See Graph	
5	Noise Figure: 0.3-10 GHz 10-16 GHz 16-18 GHz 18-20 GHz	2 dB TYP, 3.0 dB Max. 2 dB TYP, 3.0 dB Max. 2.5 dB TYP, 3.25 dB Max. 2.7dB Typ., 3.8 dB Max.	2.72 dB	
			2.68 dB	
			3.04 dB	
			3.57 dB	
			See Graph	
6	P1dB: 0.3-10 GHz 10-16 GHz 16-18 GHz 18-20 GHz	+15 dBm Typ. +13 dBm Typ. +12.5 dBm Typ. +12 dBm Typ.	+13.92 dBm	
			+13.17 dBm	
			+12.01 dBm	
			+11.87 dBm	
			See Graph	
7	IP3 0.3-10 GHz 10-16 GHz 16-18 GHz 18-20 GHz	+25 dBm Typ. +23 dBm Typ. +20 dBm Typ. +20 dBm Typ	Pass See Typical Characteristics	
8	Power Supply:	+12 to 15 VDC @100 mA Max.	+12 to 15 VDC @ 70 mA	PMI QAA

QA/QC Approval: *Cameron King*

Date: 7/9/24

**SUMMARY TEST
ON
PE2-16-300M20G-1R7-15-12-SFF**



SUMMARY TEST ON PE2-16-300M20G-1R7-15-12-SFF

