

**SUMMARY TEST DATA
 ON
 PEC3-40-30M26R5G-6R0-12-12-SFF Rev. B**

CUSTOMER: _____
 SO: _____
 MODEL NO: PEC3-40-30M26R5G-6R0-12-12-SFF Rev. B
 SERIAL NO: PL47592/2433

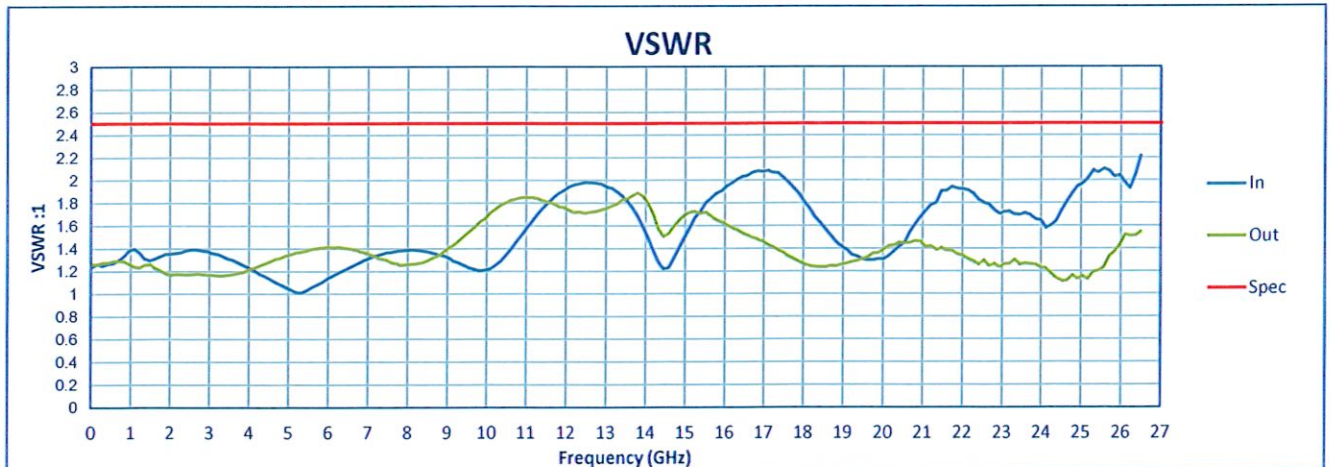
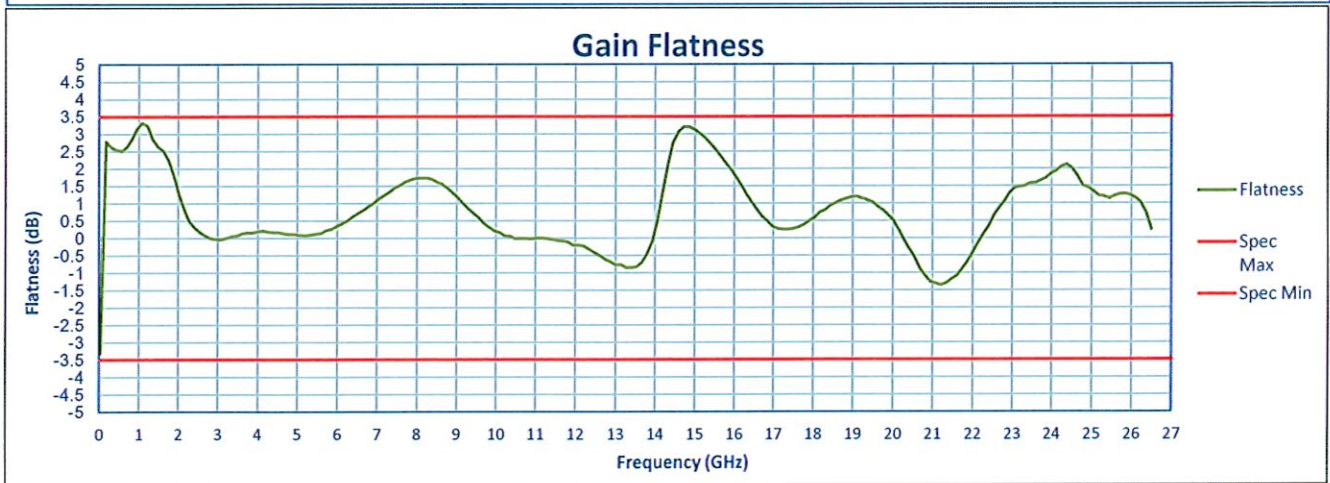
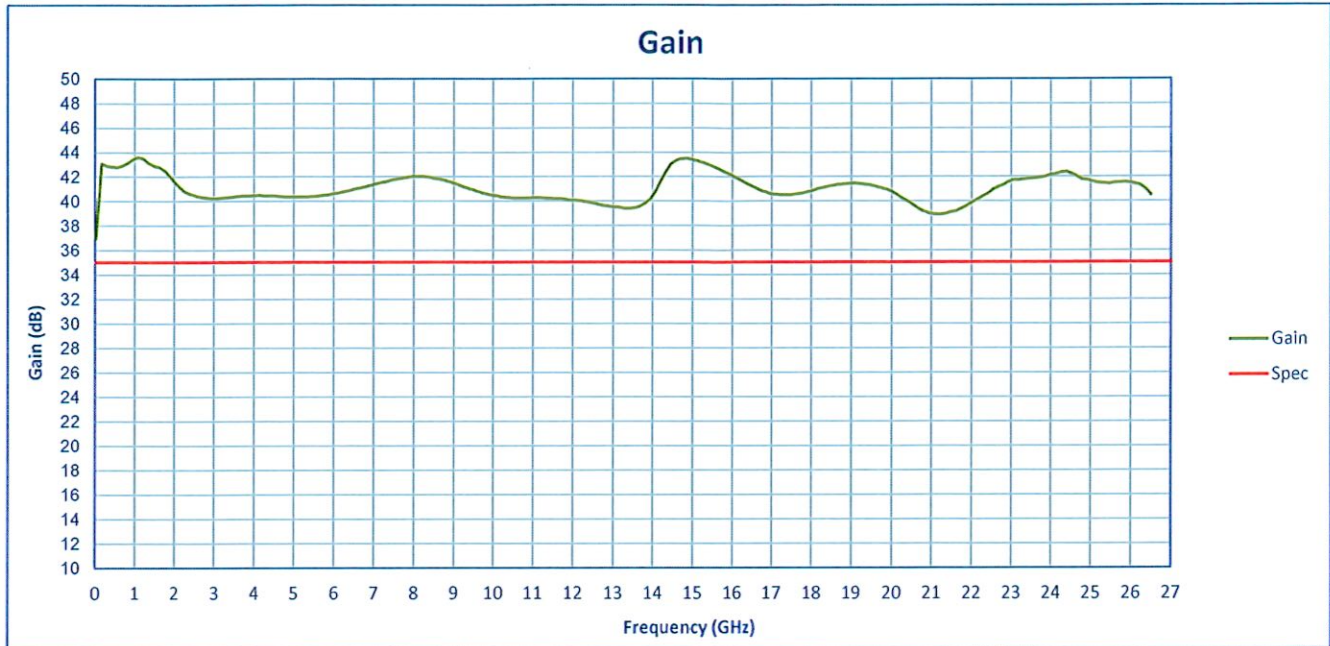
TESTED BY: Alfredo Lopez
 TEMPERATURE: +25°C
 DATE: 8/14/2024
 DRAWING NO: 27607250 REV: A1

TEST. ITEM NO	PARAMETERS	SPECIFIED VALUE	Test Results	QA QC
1	Frequency Range:	0.03 to 26.5 GHz	0.03 to 26.5 GHz	PMI QA4
2	Gain:	+35 dB Min	+36.96 dB See Graph	PMI QA4
3	Gain Flatness:	±3.5 dB Max	3.31 dB See Graph	
4	VSWR:	2.5:1 Max.	2.21 :1 See Graph	
5	Noise Figure:	6.0 dB Typ. 7.5 dB Max.	7.29 dB See Graph	
6	Pout @ 1dB Compression	+12 dBm Typ. +11 dBm Min.	+12.28 dBm See Graph	
7	DC Supply:	+12 to + 15 VDC @400mA Max.	+12 to + 15 VDC @200mA	

QA/QC Approval: 

Date: 8/15/24

SUMMARY TEST DATA ON PEC3-40-30M26R5G-6R0-12-12-SFF Rev. B



SUMMARY TEST DATA ON PEC3-40-30M26R5G-6R0-12-12-SFF Rev. B

