



SUMMARY TEST DATA
ON
P2T-18G40G-65-R-292FF

Customer: _____
SO No: _____
Model No: P2T-18G40G-65-R-292FF
Serial No: PL47893/2434

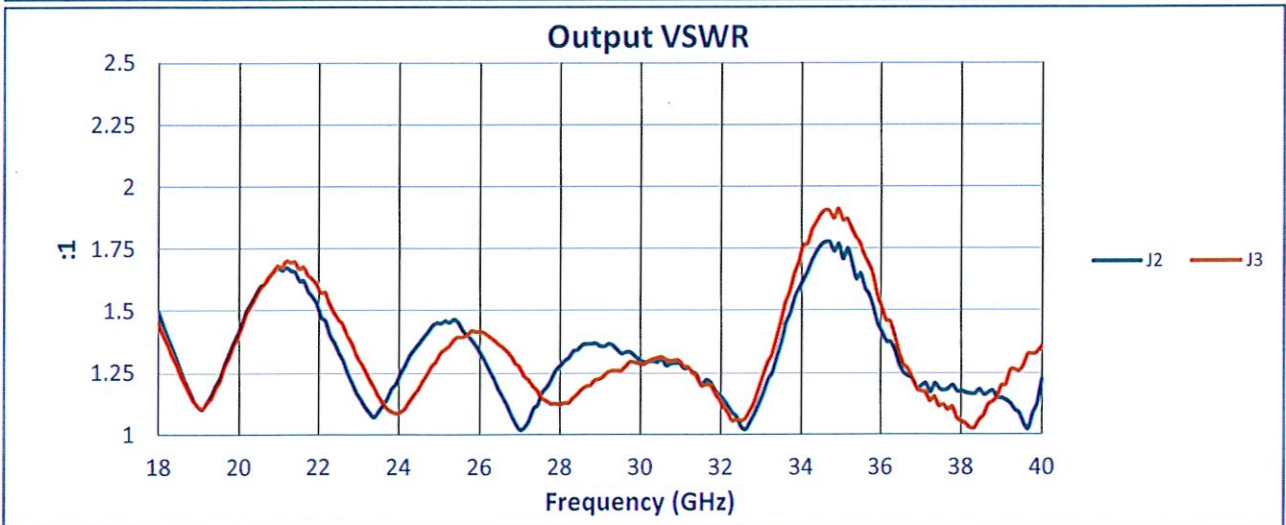
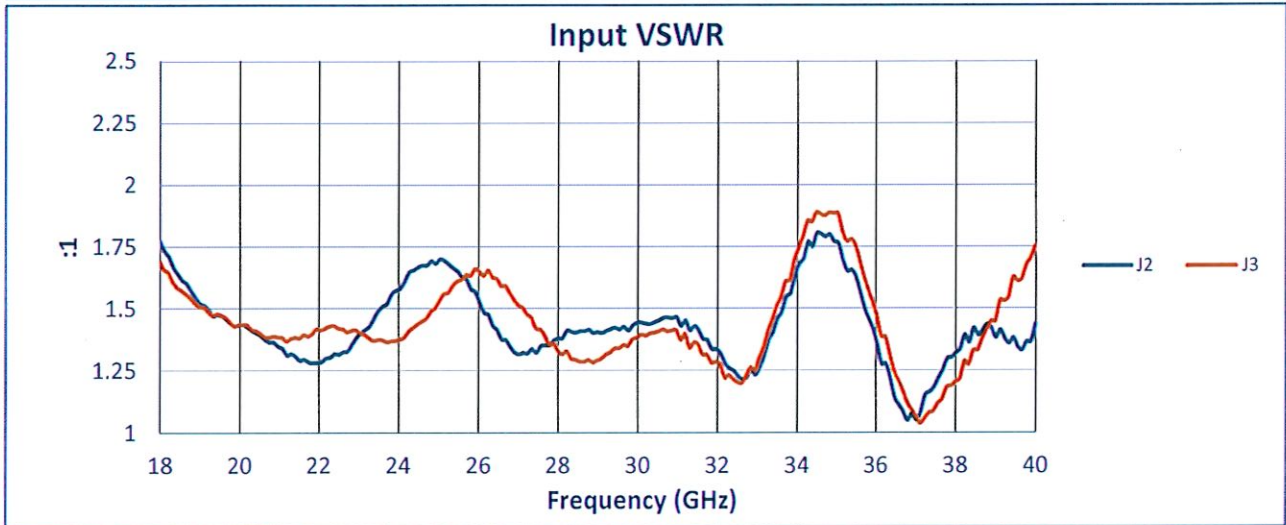
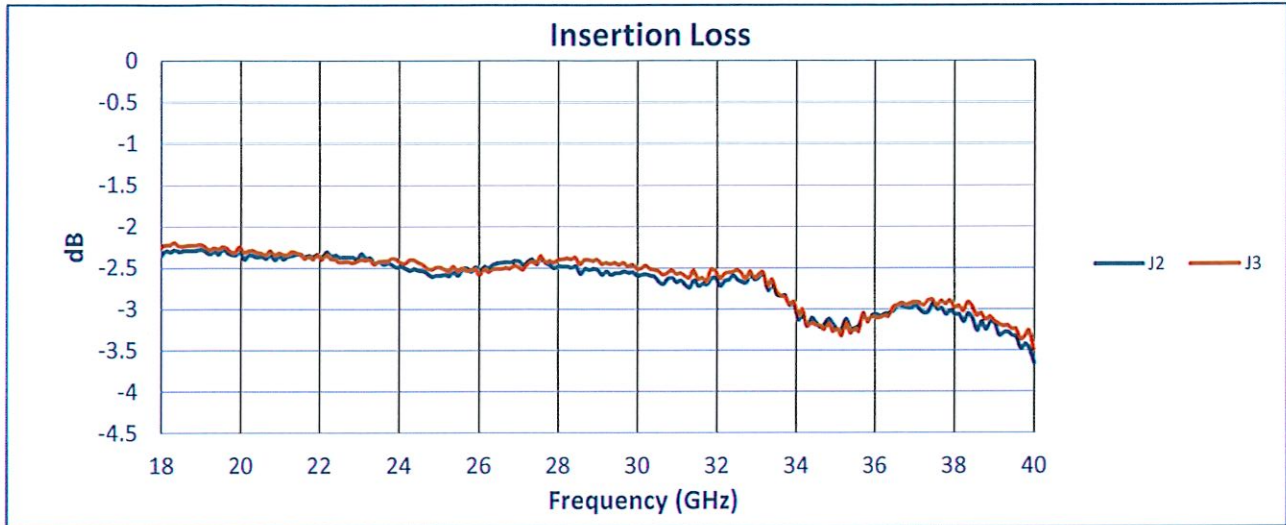
Tested By: S. O'Neill
Temperature: 25°C
Date: 8/23/2024
Drawing No: 27614761 Rev: A1

TEST ITEM NO.	PARAMETERS	SPECIFIED VALUE	TEST RESULTS	QA QC
1	Frequency Range	18 GHz to 40 GHz	18 GHz to 40 GHz	PMI QA4
2	Insertion Loss	3.5 dB Max., 18 to 26.5 GHz 4.5 dB Max., 26.5 to 40 GHz	2.61 dB, 18 to 26.5 GHz 3.65 dB, 26.5 to 40 GHz	
3	Isolation	65 dB Min., 18 to 26.5 GHz 55 dB Min., 26.5 to 40 GHz	66.8 dB, 18 to 26.5 GHz 59 dB, 26.5 to 40 GHz	
4	VSWR: In/Out	2.3:1 Max., 18 to 26.5 GHz 2.5:1 Max., 26.5 to 40 GHz	1.77:1, 18 to 26.5 GHz 1.91:1, 26.5 to 40 GHz	
5	Switching Speed Max	100 ns Max.	Pass See Typical Characteristics	
6	Operating Power CW	20 dBm	Pass See Typical Characteristics	
7	Survival Power	30 dBm CW	Pass See Typical Characteristics	
8	Power Supply	5 V @ 75 mA Typ -12 V @ 50 mA Typ	5 V @ 24 mA -12 V @ 36 mA	
9	Control Signal	TTL LOGIC '0' : J1-J2 Low Loss '1' : J1-J3 Low Loss	Pass	PMI QA4

QA/QC Approval: *Camryn Kelly*

Date: 8/23/24

7309-A Grove Road Frederick, MD 21704 USA Phone: (301)662-5019 Fax: (301)662-1731
Email: sales@quanticpmi.com



7309-A Grove Road Frederick, MD 21704 USA Phone: (301)662-5019 Fax: (301)662-1731
 Email: sales@quanticpmi.com

