

**SUMMARY TEST DATA**  
**ON**  
**DTA-2G18G-60-12-CD-1-20DBM**

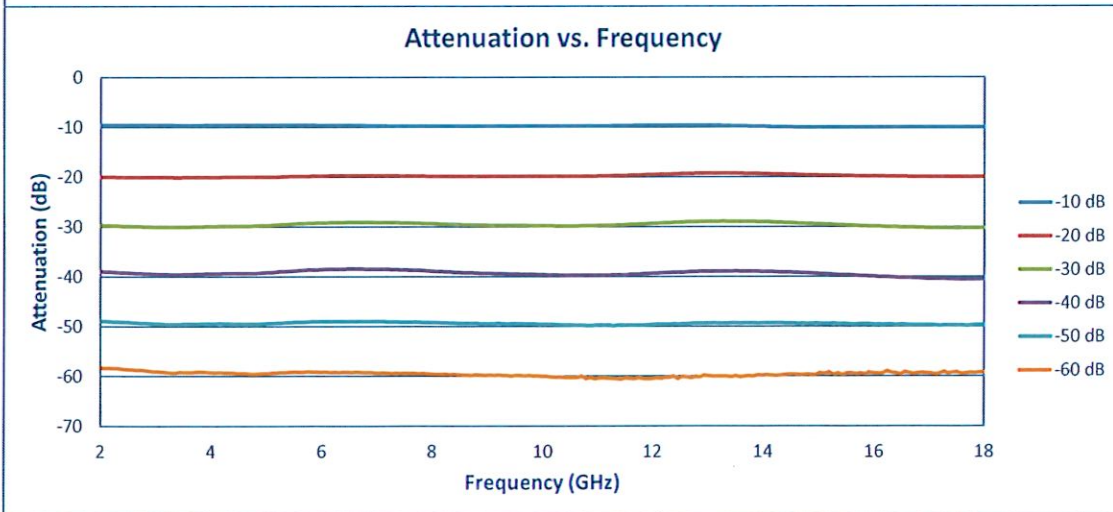
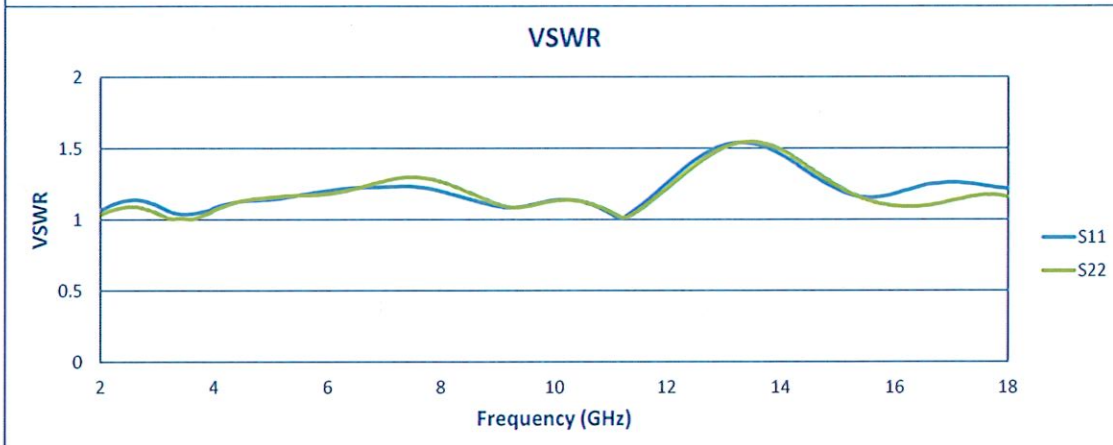
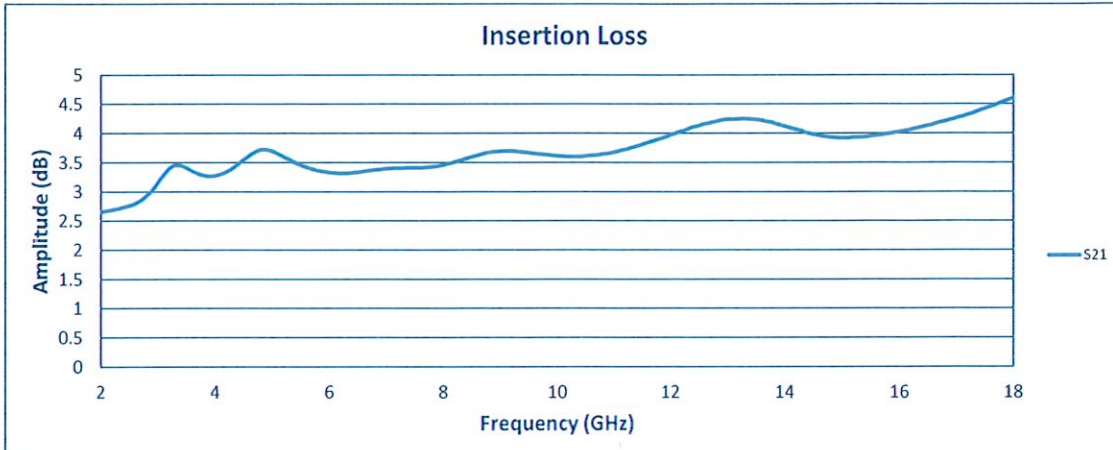
Customer: \_\_\_\_\_ Tested By: E. Kretz  
 Job No: \_\_\_\_\_ Date: Monday, October 21, 2024  
 Model No: DTA-2G18G-60-12-CD-1-20DBM Temperature: +25°C  
 Serial No: PL49602/2442 Drawing No: 27648840 Rev: A2

TEST ITEM NO	PARAMETERS	SPECIFIED VALUE @ 25°C	PASS/FAIL	QA QC	
1	Frequency Range:	2 GHz – 18 GHz	2 GHz – 18 GHz	PMI QA2	
2	Insertion Loss:	4.8 dB Max.	4.6 dB		
3	VSWR:	2.0:1 Max.	1.55:1		
4	Flatness to 20 dB:	±1.0 dB Typ. ±1.5 dB Max.	±0.42 dB		
5	Flatness to 40 dB:	±1.25 dB Typ. ±1.75 dB Max.	±1.05 dB		
6	Flatness to 60 dB:	±3.0 dB Typ. ±5.0 dB Max.	±1.18 dB		
7	Accuracy of Attenuation 0 to 20 dB:	±1.0 dB Max.	+0.35 dB -0.01 dB		
8	Accuracy of Attenuation 20 to 40 dB:	±1.5 dB Max.	+0.51 dB 0 dB		
9	Accuracy of Attenuation 40 to 60 dB:	±2.0 dB Max.	+0.62 dB 0 dB		
10	DC Supply:	+15VDC @ 150 mA Max.	118 mA		PMI QA2

Programed Attenuation dB	Attenuation dB	Accuracy of Attenuation dB	Flatness dB ±dB
0.0156	0.0195	0.00	0.00
0.0313	0.0423	-0.01	0.00
0.0625	0.0709	-0.01	0.01
0.125	0.128	0.00	0.01
0.25	0.25	0.00	0.02
0.50	0.49	0.01	0.03
1.00	0.98	0.02	0.08
2.00	1.96	0.04	0.17
4.00	3.91	0.09	0.31
8.00	7.82	0.18	0.36
16.00	15.73	0.44	0.29
32.00	31.56	0.44	0.73

Programed Attenuation dB	Attenuation dB	Accuracy of Attenuation dB	Flatness dB ±dB
5.00	4.88	0.12	0.35
10.00	9.81	0.19	0.24
15.00	14.65	0.35	0.25
20.00	19.66	0.34	0.42
25.00	24.55	0.45	0.56
30.00	29.57	0.43	0.69
35.00	34.49	0.51	0.83
40.00	39.49	0.51	1.05
45.00	44.43	0.57	0.57
50.00	49.42	0.58	0.47
55.00	54.40	0.60	0.84
60.00	59.38	0.62	1.18

QA/QC Approval:  PMI QA2 Date: 10/30/2024



SUMMARY TEST DATA  
ON  
DTA-2G18G-60-12-CD-1-20DBM

