

**SUMMARY TEST DATA
ON
P4T-2G18G-60-T-512-SFF-LV-SP**

Customer: _____
 SO No: _____
 Model No: P4T-2G18G-60-T-512-SFF-LV-SP
 Serial No: PL50823/2501

Tested By: K Craven
 Temperature: +25° C
 Date: 12/17/2024
 Drawing No: 27633660 Rev: A1

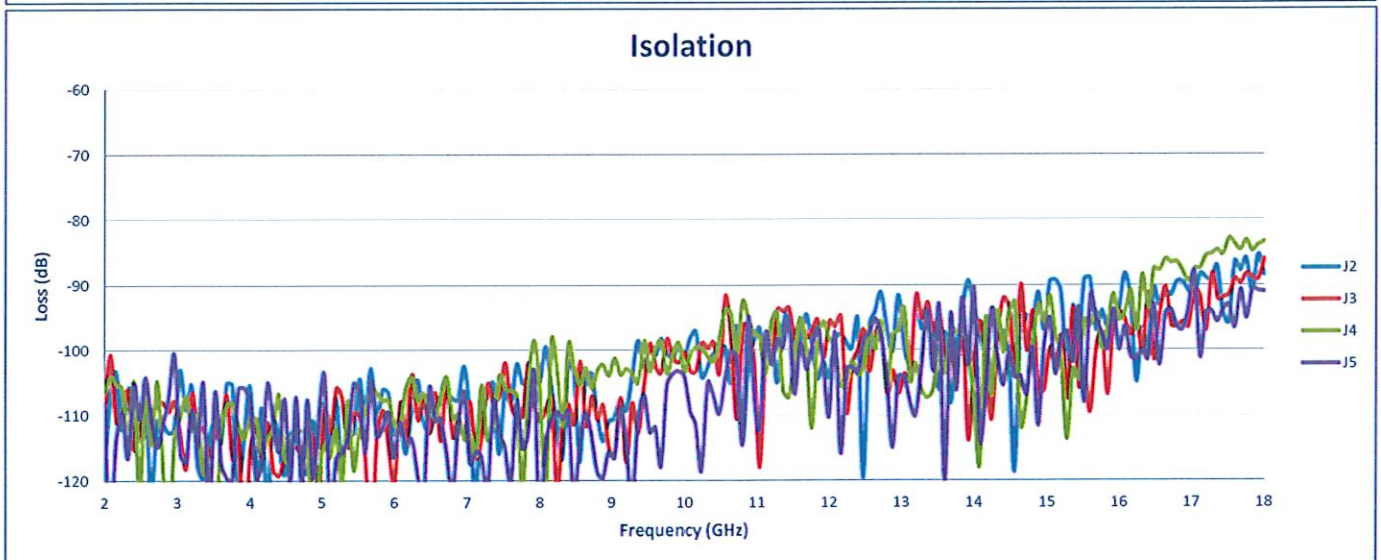
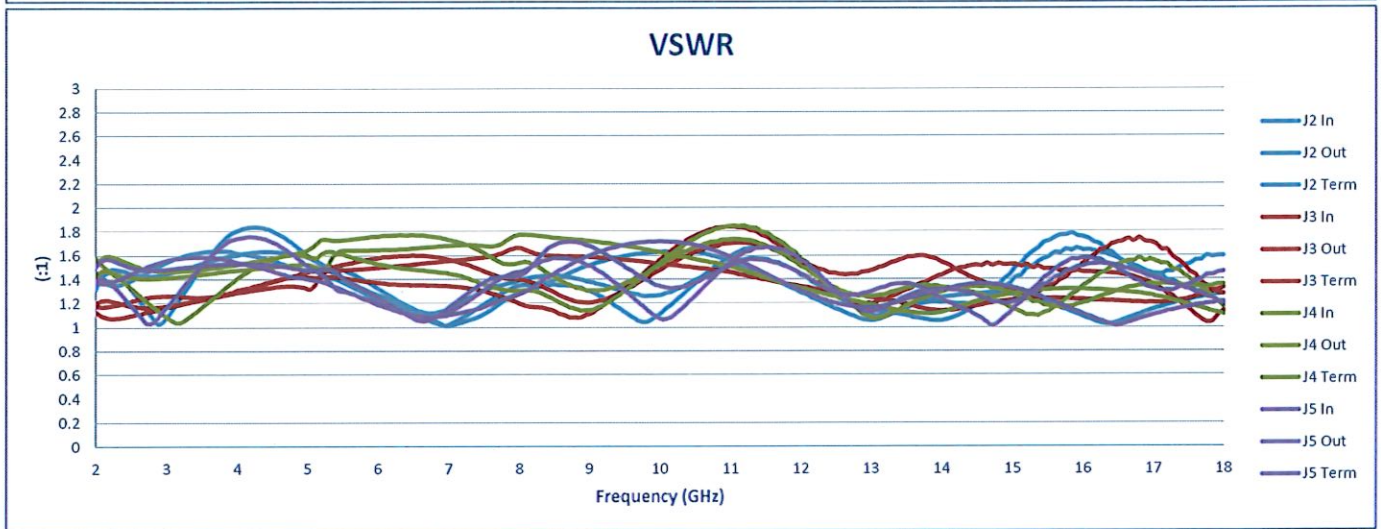
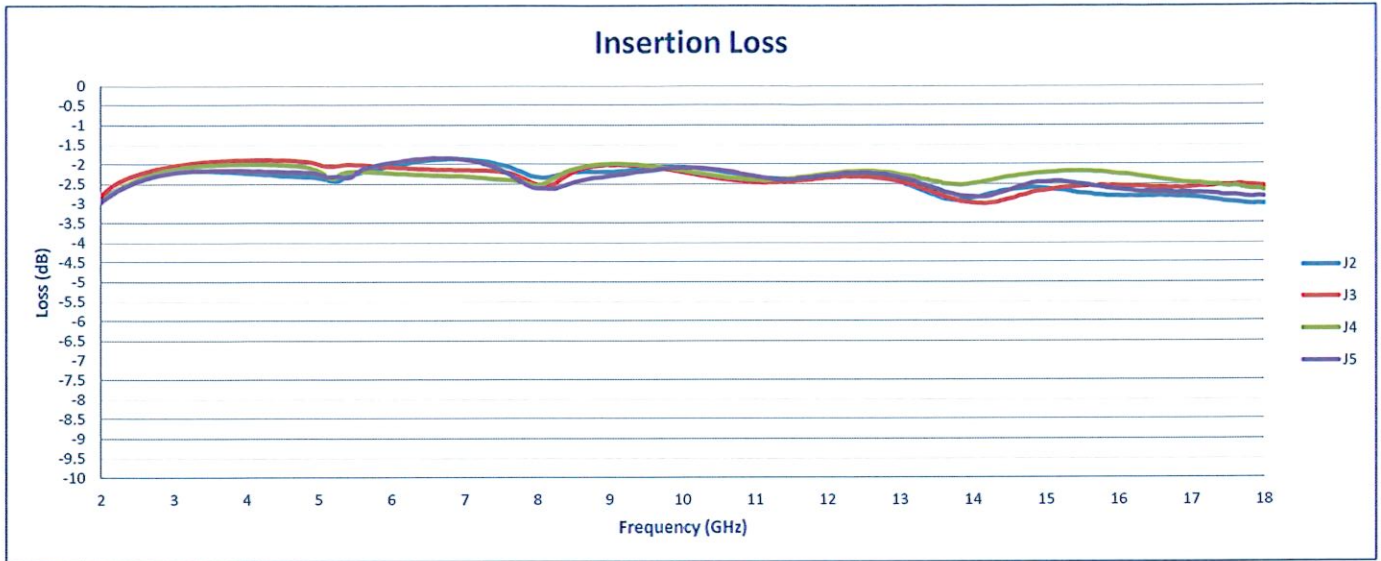
TEST ITEM NO.	PARAMETERS	SPECIFIED VALUE	TEST RESULTS	QA QC
1	Frequency Range:	2.0 GHz to 18.0 GHz	2.0 GHz to 18.0 GHz	PMI QA4
2	Insertion Loss:	3.2 dB Max.	3 dB See Plot	
3	Insertion Loss Tracking Between Ports:	0.8 dB Window Max.	0.6 dB See Plot	
4	Isolation:	60 dB Min.	83 dB See Plot	
5	VSWR:	2.0:1 Max.	1.85:1 In 1.78:1 Out See Plot	
6	Switching Speed:	50 ns Max. 50% TTL to 10%/90% RF 85 ns Typ. 100 ns Max.	See Typical Characteristics	
7	Switching Rate PRF:	5 MHz	See Typical Characteristics	
8	Viedo Leakage:	50 mV Peak to Peak Measured @ 300 MHz BW	See Typical Characteristics	
9	Input Power:	+23 dBm CW (Operating)	See Typical Characteristics	
10	Survival Power:	+27 dBm CW	See Typical Characteristics	
11	*Control TTL:	4 Line Independent Logic "0" = Insertion Loss Logic "1" = Isolation	Pass	
12	Power Supply:	+5 VDC @ 120 mA Max. -12 VDC @ 75 Ma Max.	+5 VDC @ 94 mA -12 VDC @ 58 mA	PMI QA4

* Logic "0" = 1.6 mA Max. Sink @ 0.4 V
 * Logic "1" = 40 µA Max. Source @ 2.4 V

QA/QC Approval: *Cumorey Kelly*

Date: 1/8/25

SUMMARY TEST DATA ON P4T-2G18G-60-T-512-SFF-LV-SP



SUMMARY TEST DATA ON P4T-2G18G-60-T-512-SFF-LV-SP

