



**SUMMARY TEST DATA  
ON  
PMC-2D22D4-6D8-SFF**

Customer: \_\_\_\_\_  
 SO No: \_\_\_\_\_  
 Model No: PMC-2D22D4-6D8-SFF  
 Serial No: PL51382/2506

Tested By: K Craven  
 Temperature: +25°C  
 Date: 2/6/2025  
 Drawing No: 27648400      REV: A1

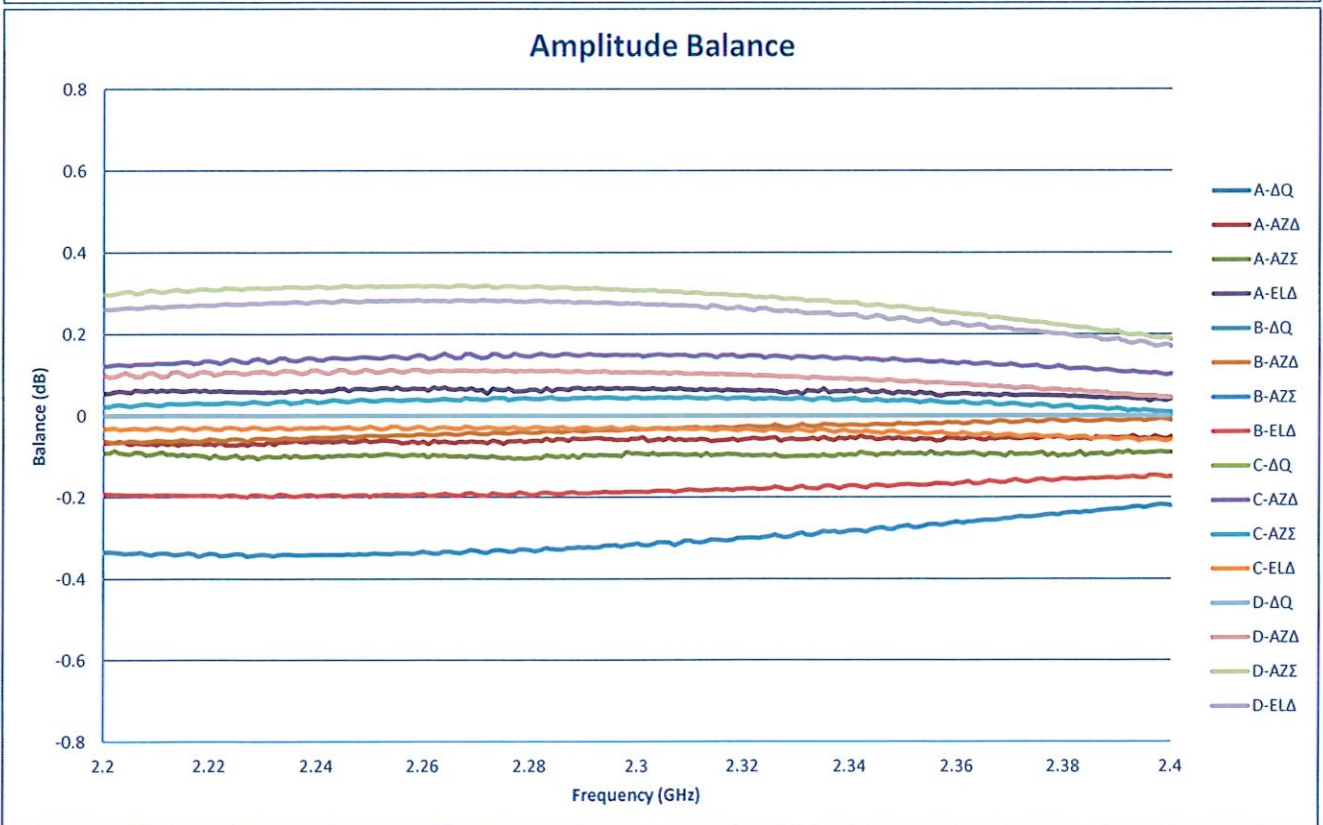
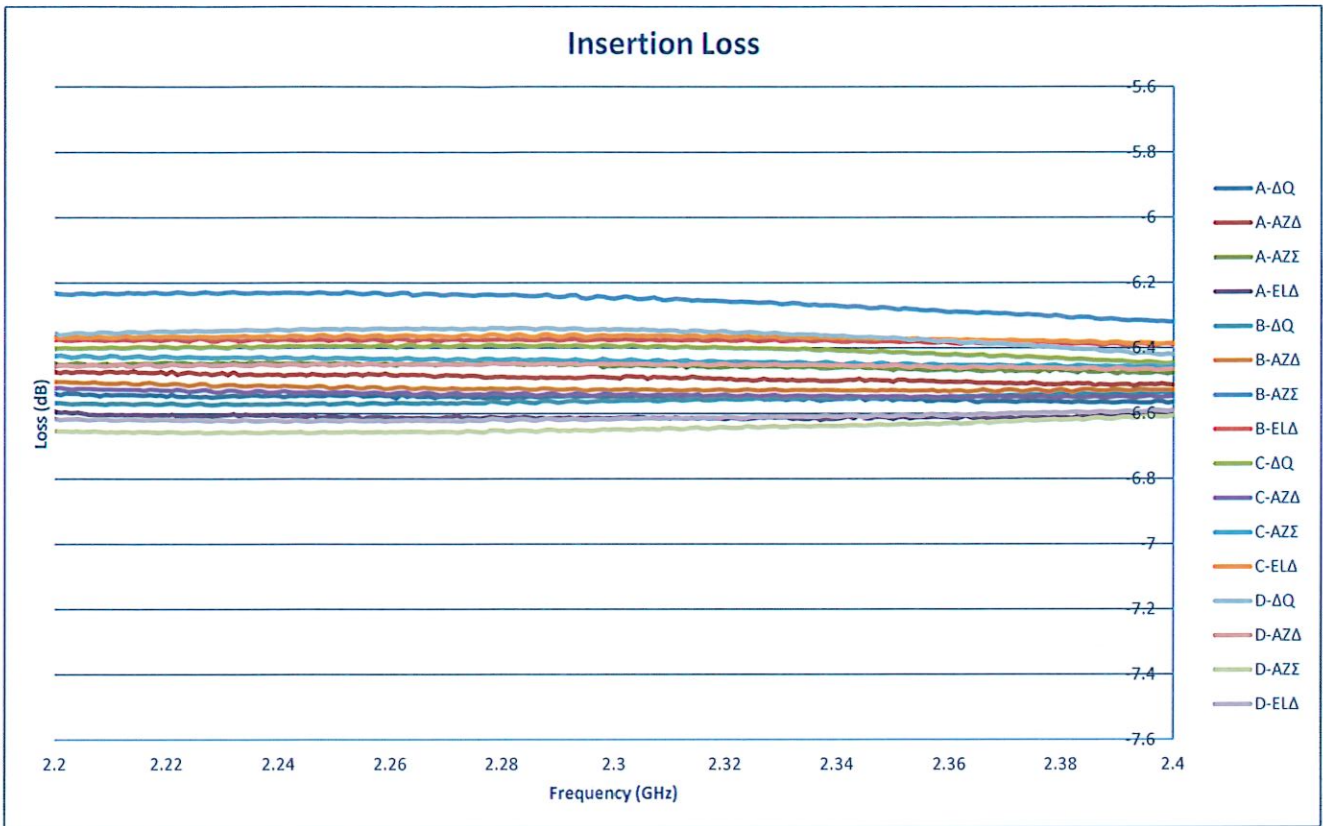
TEST ITEM NO.	PARAMETERS	SPECIFIED VALUE	Test Results	QA QC
1	Frequency Range:	2.2 GHz to 2.4 GHz	2.2 GHz to 2.4 GHz	PMI QA4
2	Insertion Loss:	6.8 dB Max.	6.66 dB See Graph	
3	Amplitude Balance:	±0.5 dB Max.	+0.32 dB -0.34 dB See Graph	
4	Phase Balance:	±5° Max.	±0.89°	
5	Isolation:	20 dB Min.	24 dB	
6	VSWR:	1.3:1 Max.	1.25:1 See Graph	
7	Power Handling:	Average: 10 W Max. (Port A, B, C, & D) Peak: 0.1 kW Max.	See Typical Characteristics	

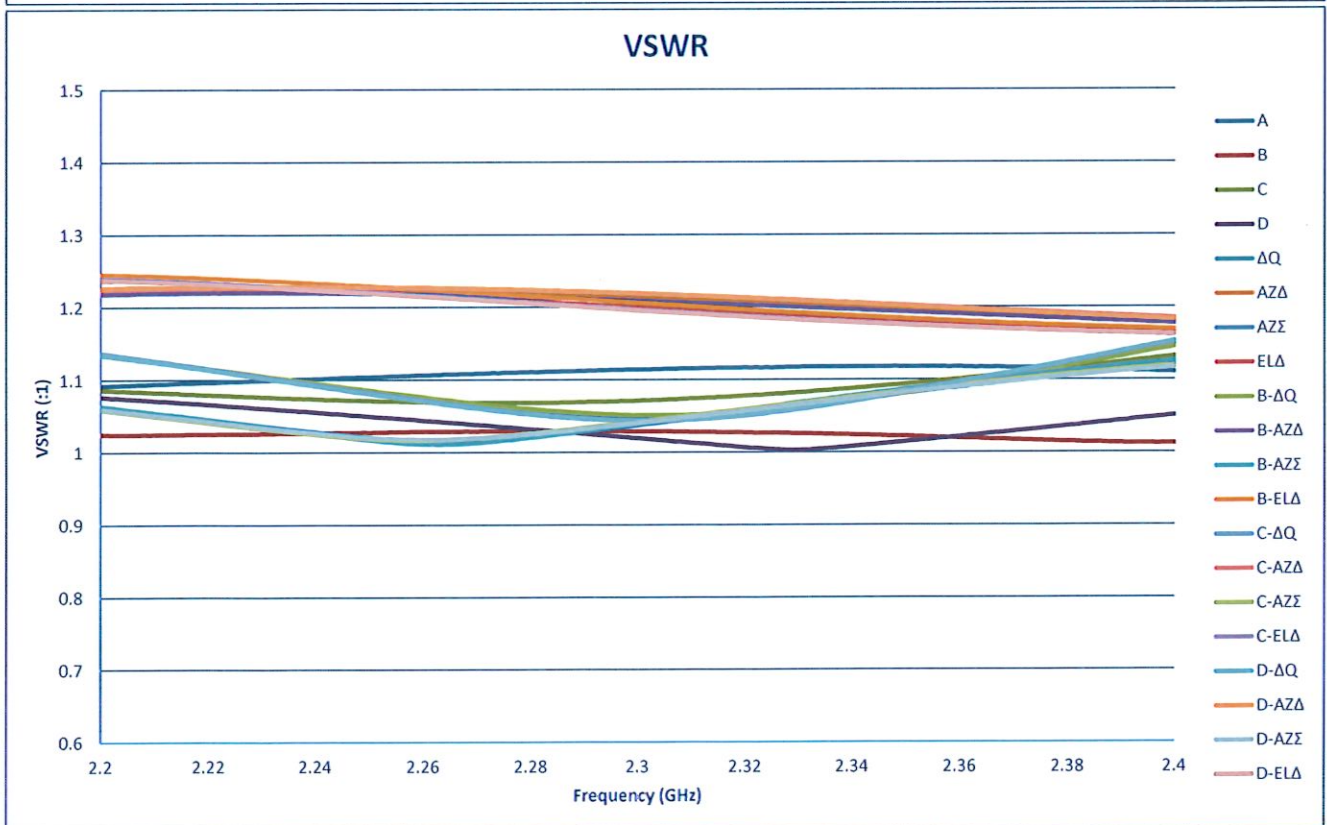
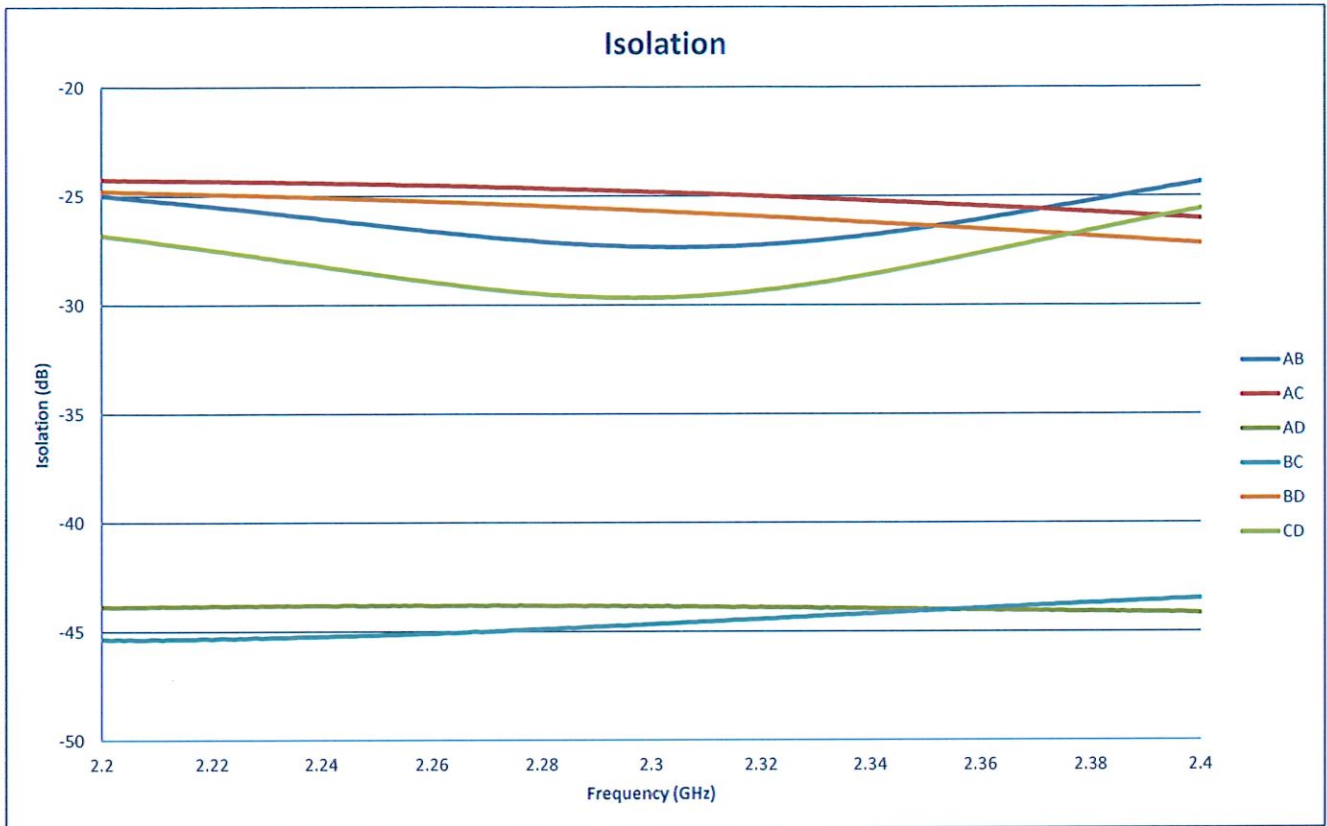
QA/QC Approval: *Cameron Kelly*

Date: 2/6/25

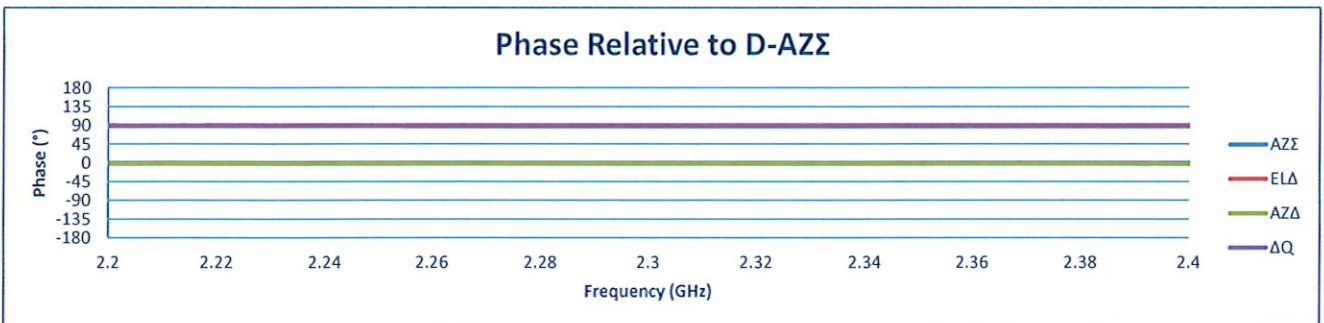
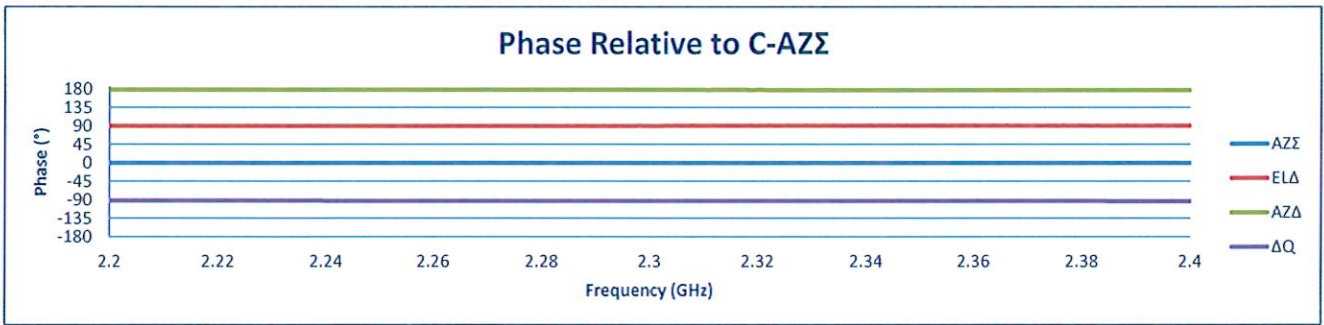
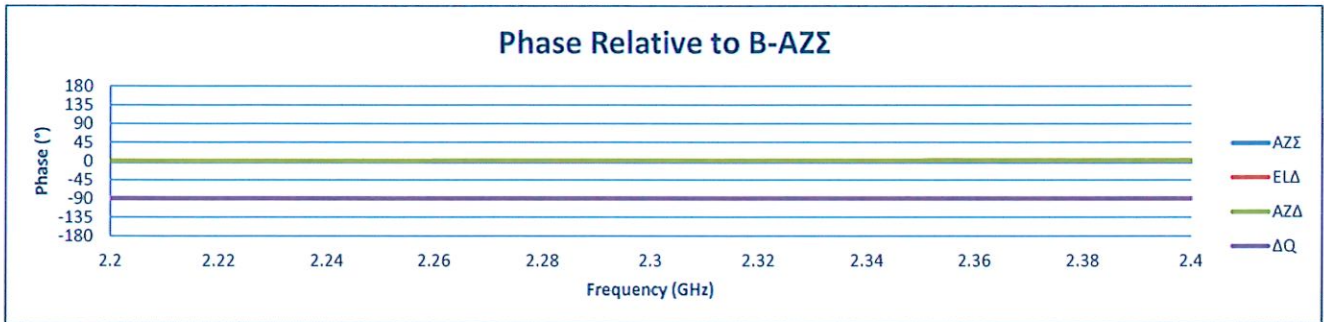
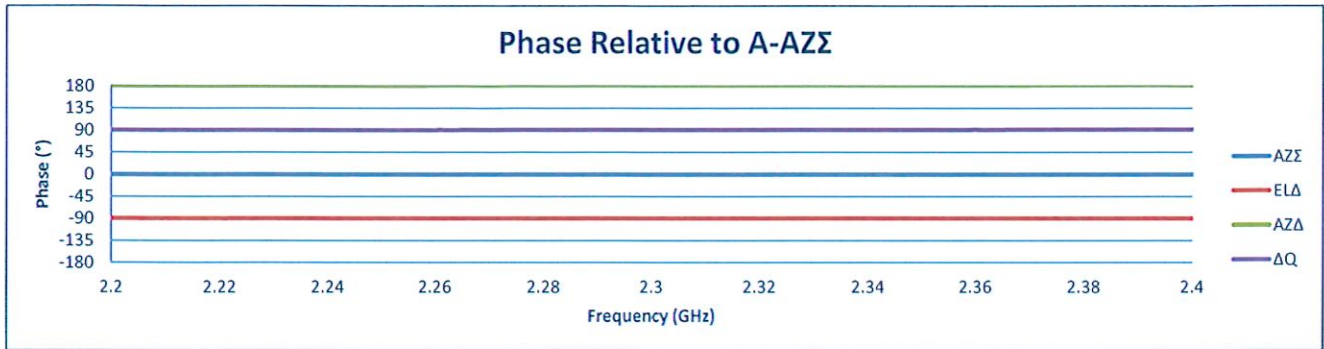
7309-A Grove Road Frederick, MD 21704 USA Phone: (301) 662-5019 Fax: (301) 662-1731  
 Email: sales@pmi-rf.com

**SUMMARY TEST DATA  
ON  
PMC-2D22D4-6D8-SFF**





**SUMMARY TEST DATA  
ON  
PMC-2D22D4-6D8-SFF**



Phase Data Relative to AZΣ	A	B	C	D	AZΣ	ELΔ	AZΔ	ΔQ	
	A	-	Isolation	Isolation	Isolation	0°	-90°	181°	91°
	B	Isolation	-	Isolation	Isolation	0°	-90°	1°	-89°
	C	Isolation	Isolation	-	Isolation	0°	90°	178°	-92°
	D	Isolation	Isolation	Isolation	-	0°	90°	-2°	88°
	AZΣ	0°	0°	0°	0°	-	Isolation	Isolation	Isolation
	ELΔ	-90°	-90°	90°	90°	Isolation	-	Isolation	Isolation
	AZΔ	181°	1°	178°	-2°	Isolation	Isolation	-	Isolation
	ΔQ	91°	-89°	-92°	88°	Isolation	Isolation	Isolation	-

7309-A Grove Road Frederick, MD 21704 USA Phone: (301) 662-5019 Fax: (301) 662-1731  
Email: sales@pmi-rf.com