

**SUMMARY TEST DATA
ON
DTA-200M18G-60-CD-EXT**

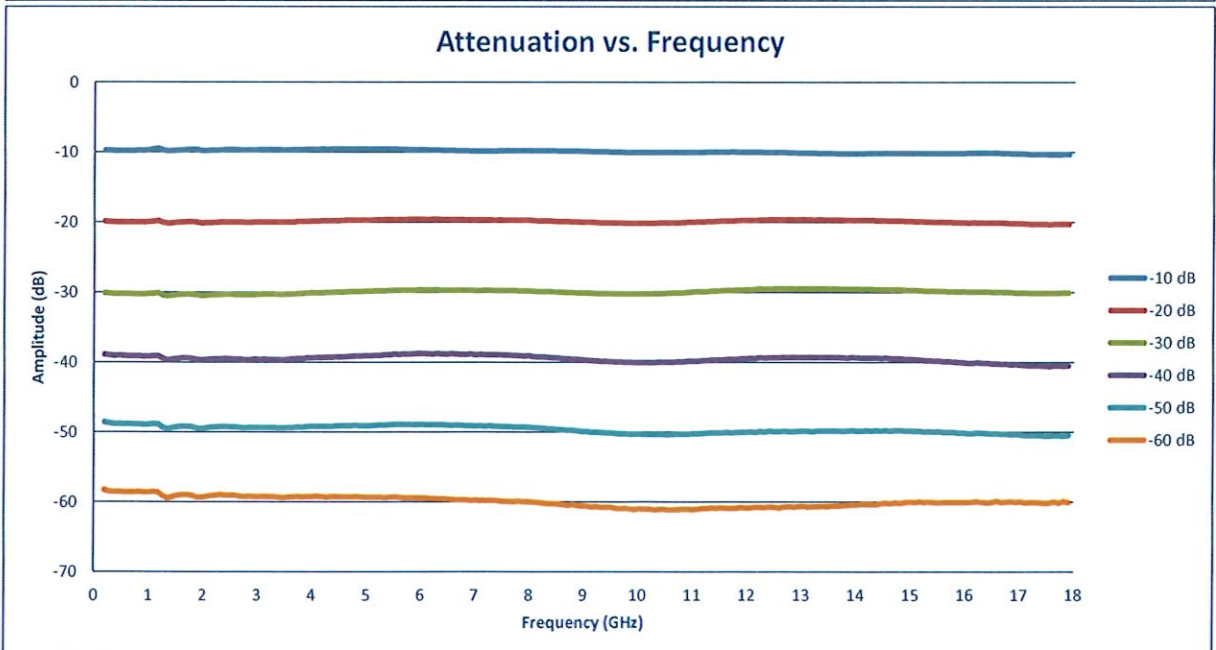
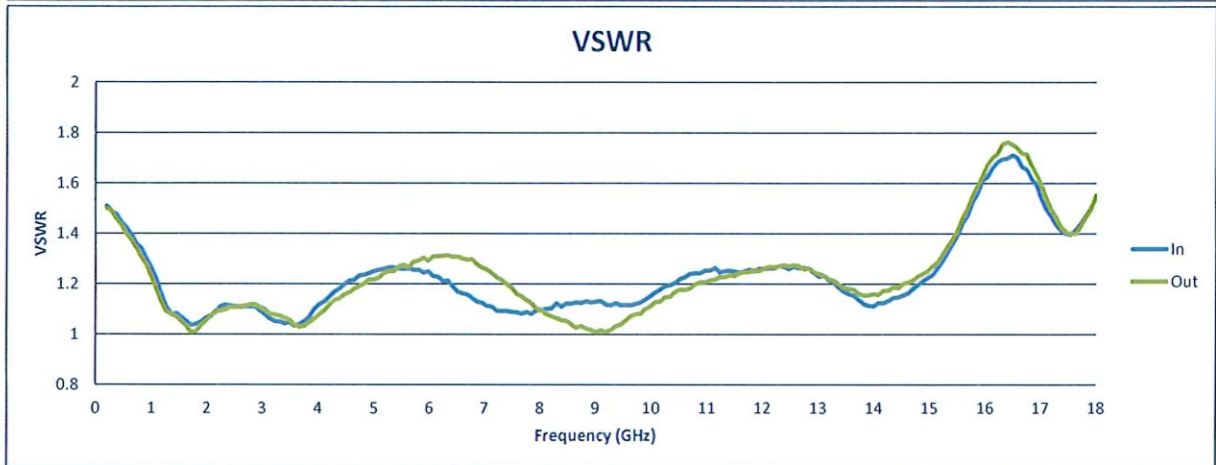
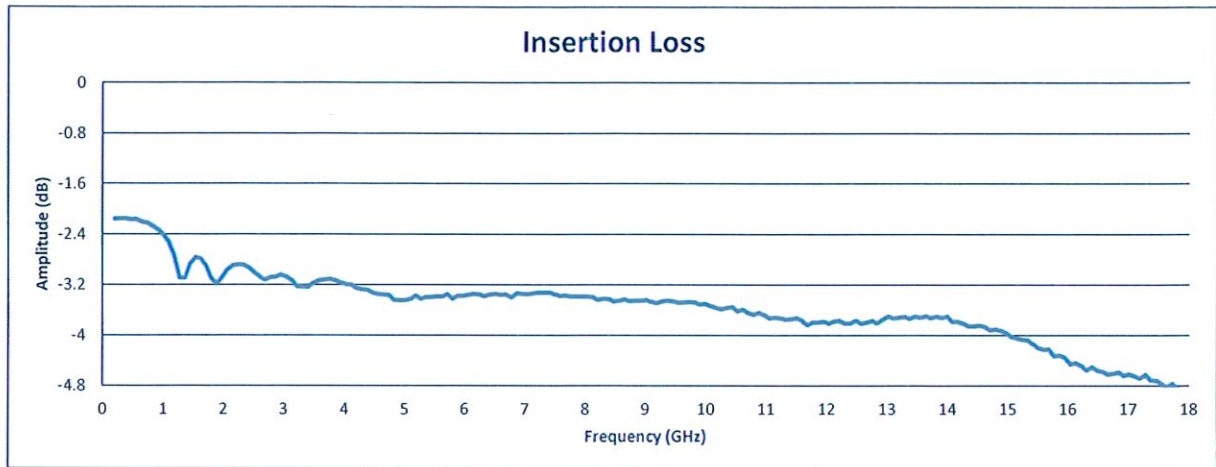
Customer: _____ Tested By: E. Kretz
 SO No: _____ Date: 3/21/2025
 Model No: DTA-200M18G-60-CD-EXT Temperature: +35° C
 Serial No: PL51800/2512 Drawing No: 27649460 Rev: A1

TEST ITEM NO.	PARAMETERS	SPECIFIED VALUE	TEST RESULTS	QA QC	
1	Frequency Range:	0.2 GHz – 18 GHz	0.2 GHz – 18 GHz	PMI QA2	
2	RF Operating Input Power Level:	+20 dBm MAX.	+20 dBm MAX.		
3	Survival Input Power Level:	1 WATT CW	PASS (See Typical Characteristics)		
4	Insertion Loss:	5 dB MAX.	4.9 dB See Plot		
5	Input / Output VSWR:	2.1:1 TYP., 2.4:1 MAX.	1.8:1 See Plot		
6	Attenuation Range:	60 dB MIN.	60 dB MIN.		
7	Flatness to 20 dB:	± 1.0 dB TYP.	0.51 dB See Plot		
8	Flatness to 40 dB:	± 1.25 dB TYP.	0.9 dB See Plot		
9	Flatness to 60 dB:	± 1.5 dB TYP.	1.43 dB See Plot		
10	Accuracy of Attenuation 0 to 20 dB:	± 1.0 dB TYP.	0.12 dB See Plot		
11	Accuracy of Attenuation 20 to 40 dB:	± 1.25 dB TYP.	0.36 dB See Plot		
12	Accuracy of Attenuation 40 to 60 dB:	± 1.5 dB TYP.	0.45 dB See Plot		
13	Minimum Attenuation Step	0.0625 dB NOM.	0.0625 dB NOM.		
14	Switching Speed:	ON: 1 us MAX. OFF: 0.5 us MAX.	PASS (See Typical Characteristics)		
15	DC Supplies:	+8VDC @ 350 mA MAX.	+8VDC @ 320 mA		PMI QA2

QA/QC Approval: PMI
QA2

Date: 3/27/2025

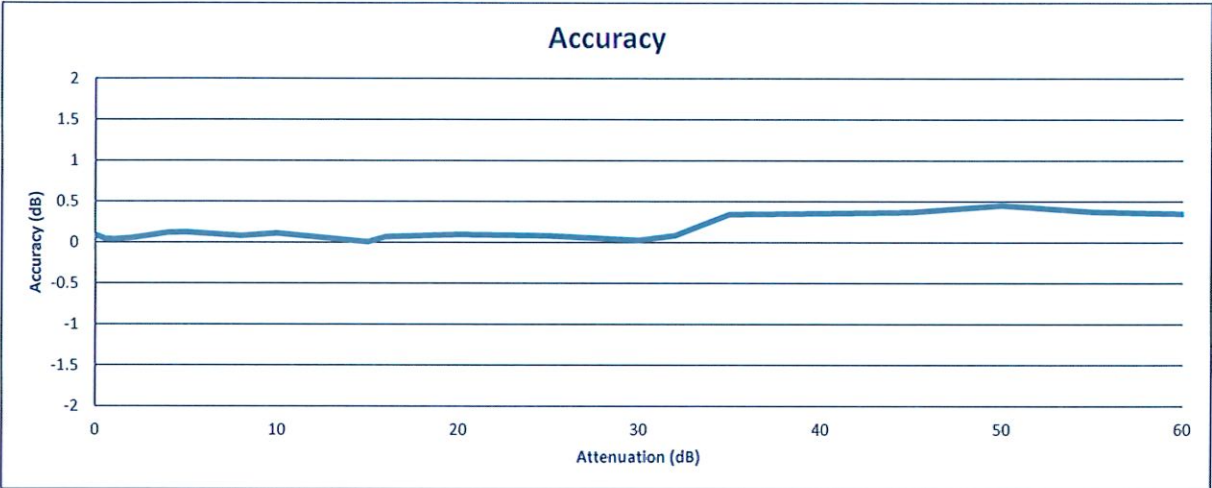
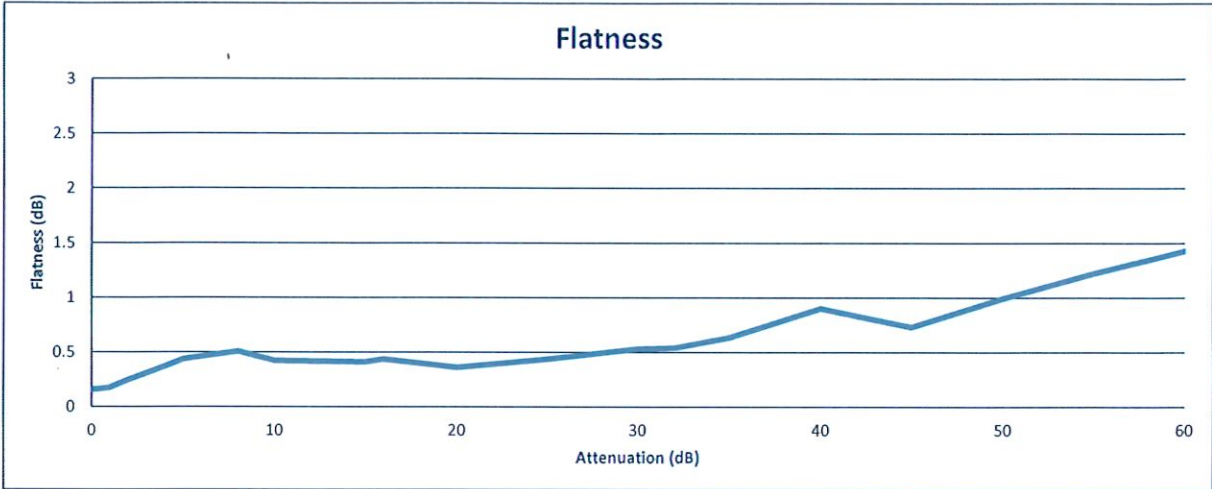
7309-A Grove Road Frederick, MD 21704 USA Phone: (301)662-5019 Fax: (301)662-1731
 Email: sales@quanticpmi.com



7309-A Grove Road Frederick, MD 21704 USA Phone: (301)662-5019 Fax: (301)662-1731
Email: sales@quanticpmi.com

**SUMMARY TEST DATA
ON
DTA-200M18G-60-CD-EXT**

PL51800/2512



7309-A Grove Road Frederick, MD 21704 USA Phone: (301)662-5019 Fax: (301)662-1731
Email: sales@quanticpmi.com