
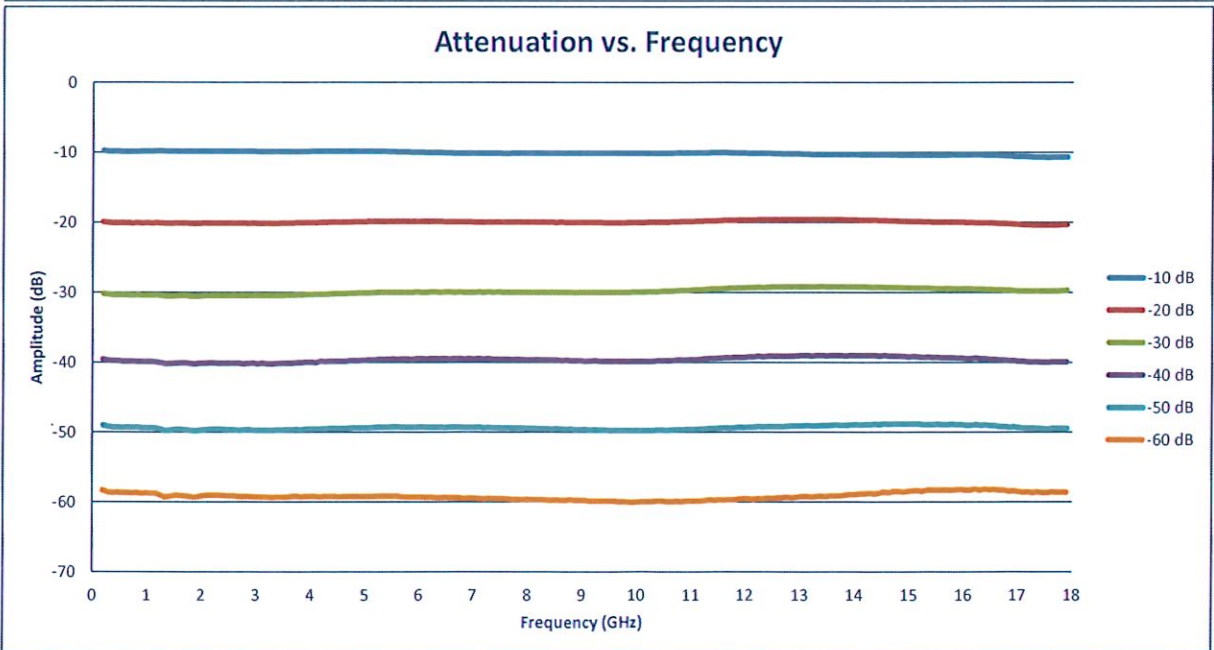
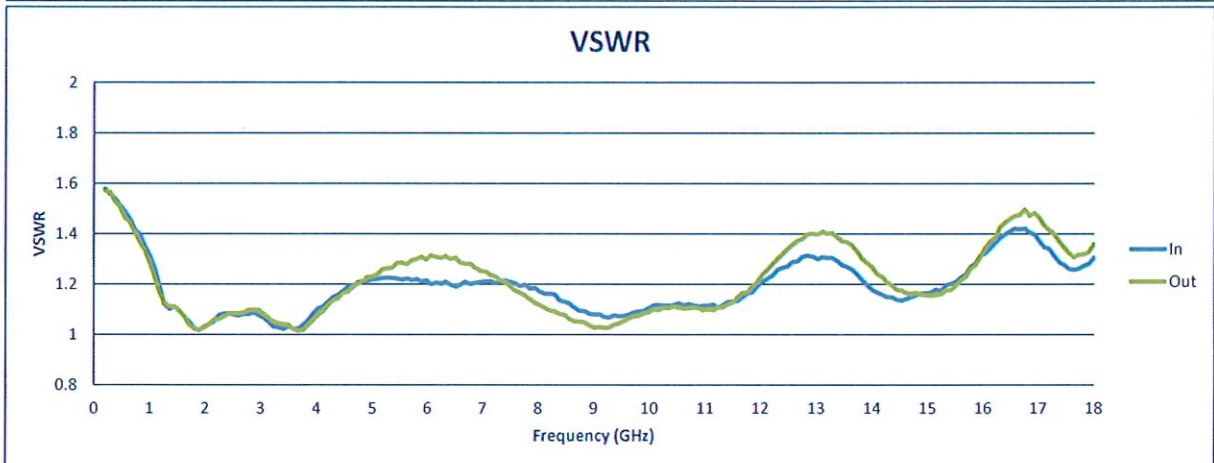
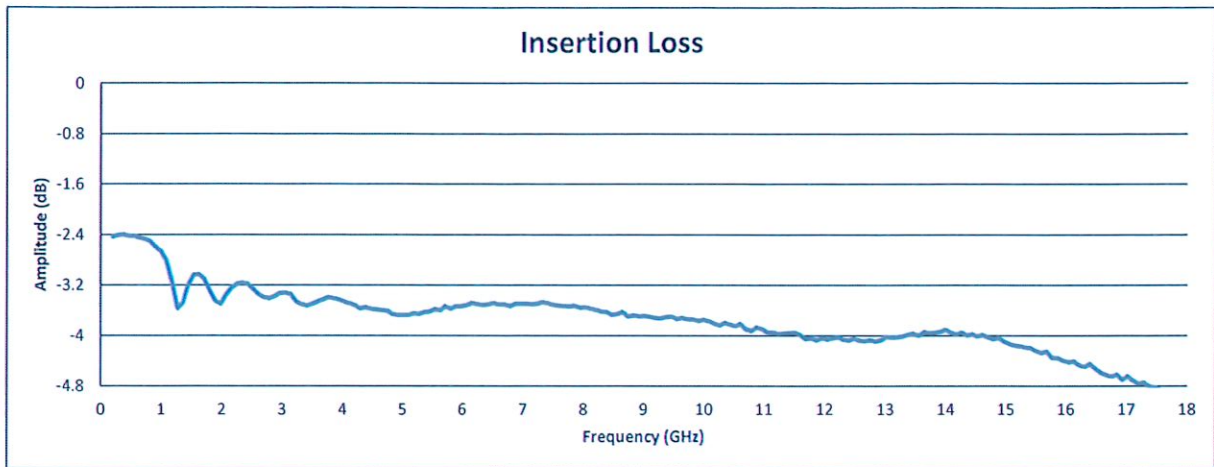


**SUMMARY TEST DATA
ON
DTA-200M18G-60-CD-EXT**

Customer: _____ Tested By: E. Kretz
 SO No: _____ Date: 3/21/2025
 Model No: DTA-200M18G-60-CD-EXT Temperature: +35° C
 Serial No: PL51801/2512 Drawing No: 27649460 Rev: A1

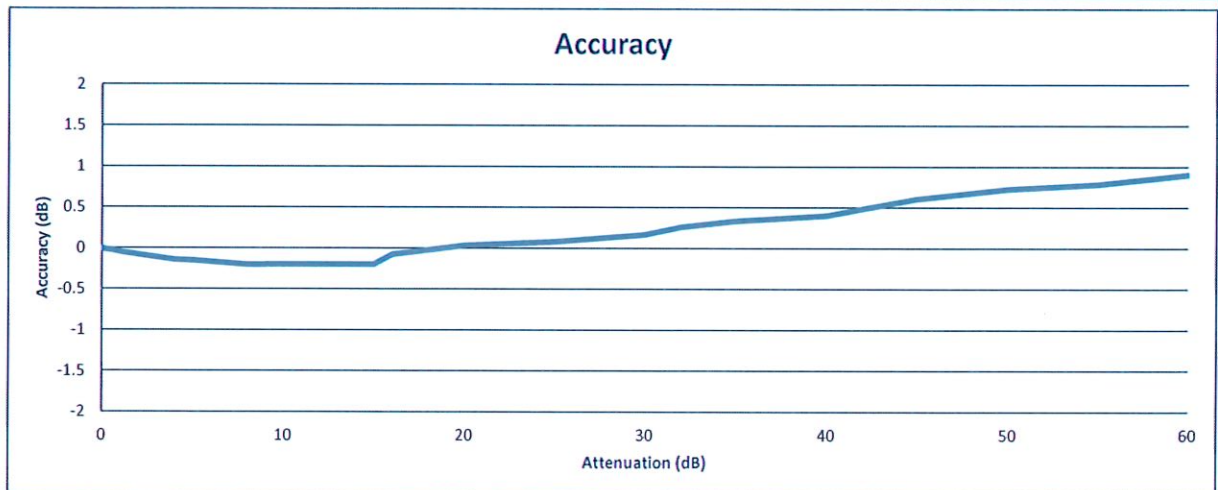
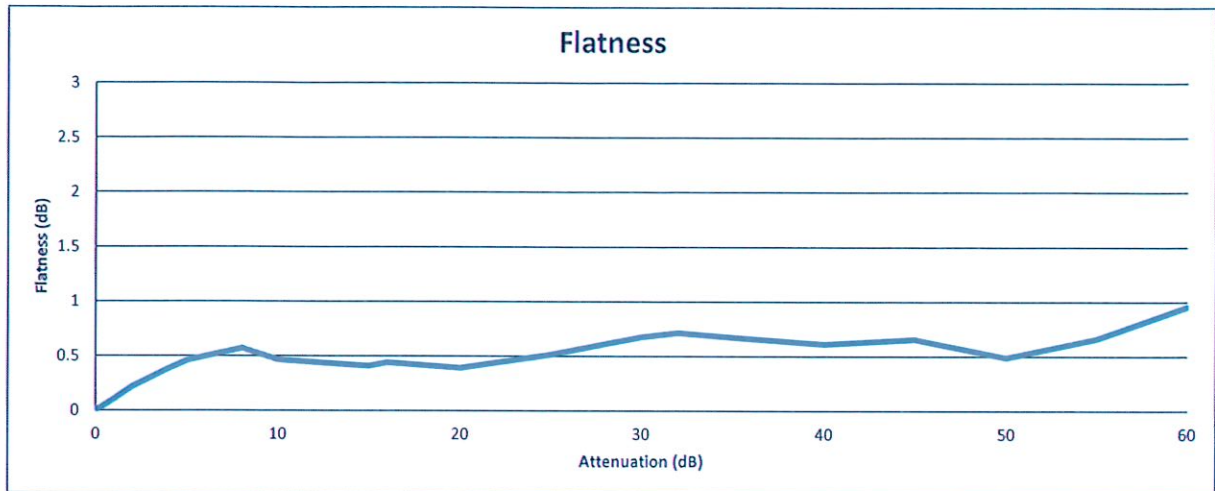
TEST ITEM NO.	PARAMETERS	SPECIFIED VALUE	TEST RESULTS	QA QC
1	Frequency Range:	0.2 GHz – 18 GHz	0.2 GHz – 18 GHz	PMI QA2
2	RF Operating Input Power Level:	+20 dBm MAX.	+20 dBm MAX.	
3	Survival Input Power Level:	1 WATT CW	PASS (See Typical Characteristics)	
4	Insertion Loss:	5 dB MAX.	4.9 dB See Plot	
5	Input / Output VSWR:	2.1:1 TYP., 2.4:1 MAX.	1.6:1 See Plot	
6	Attenuation Range:	60 dB MIN.	60 dB MIN.	
7	Flatness to 20 dB:	± 1.0 dB TYP.	0.57 dB See Plot	
8	Flatness to 40 dB:	± 1.25 dB TYP.	0.72 dB See Plot	
9	Flatness to 60 dB:	± 1.5 dB TYP.	0.96 dB See Plot	
10	Accuracy of Attenuation 0 to 20 dB:	± 1.0 dB TYP.	0.2 dB See Plot	
11	Accuracy of Attenuation 20 to 40 dB:	± 1.25 dB TYP.	0.4 dB See Plot	
12	Accuracy of Attenuation 40 to 60 dB:	± 1.5 dB TYP.	0.91 dB See Plot	
13	Minimum Attenuation Step	0.0625 dB NOM.	0.0625 dB NOM.	
14	Switching Speed:	ON: 1 us MAX. OFF: 0.5 us MAX.	PASS (See Typical Characteristics)	
15	DC Supplies:	+8VDC @ 350 mA MAX.	+8VDC @ 320 mA	PMI QA2

QA/QC Approval:  PMI QA2 Date: 3/27/2025



SUMMARY TEST DATA
ON
DTA-200M18G-60-CD-EXT

PL51801/2512



7309-A Grove Road Frederick, MD 21704 USA Phone: (301)662-5019 Fax: (301)662-1731
Email: sales@quanticpmi.com