

SUMMARY TEST ON PDT-5G8G-50-515-SFF

Customer: _____
 SO No: _____
 Model No: PDT-5G8G-50-515-SFF
 Serial No: PL51803/2515

Tested By: Alfredo Lopez
 Temperature: 25°C
 Date: 3/25/2025
 Drawing No: 27649040 REV: A2

TEST ITEM NO.	PARAMETERS	SPECIFIED VALUE	TEST RESULTS	QA QC
1	Frequency Range:	5 to 8 GHz	5 to 8 GHz	PMI QA2
2	Insertion Loss:	2 dB Max.	1.75 dB See Graph	
3	Isolation:	50 dB Min.	52.13 dB See Graph	
4	Input Power:	+38 dBm CW Max. +50 dBm Peak Max. (1 μs PW, 1% Duty Cycle)	Pass See Typical Characteristics	
5	VSWR: In/Out	1.5:1 Max. 1.3:1 Goal	1.32 :1 (In)	
			1.34 :1 (Out)	
			See Graph	
6	Switching Speed:	200 ns Max.	Pass See Typical Characteristics	
7	IM3: (Intermodulation Distortion)	-55 dBc Min. (2 Tones +16.5 dBm Input Power)	Pass See Typical Characteristics	
8	DC Voltage:	+5 VDC @ 100 mA Max. -15 VDC @ 60 mA Max.	+5 VDC @ 25 mA -15 VDC @ 0 mA	PMI QA2

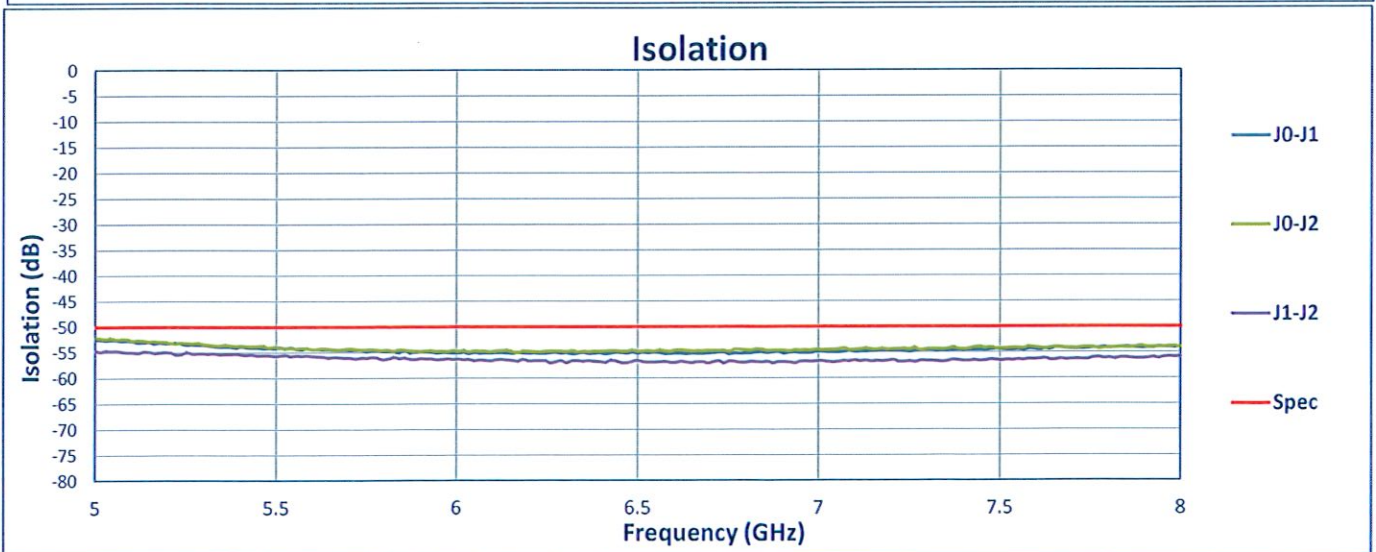
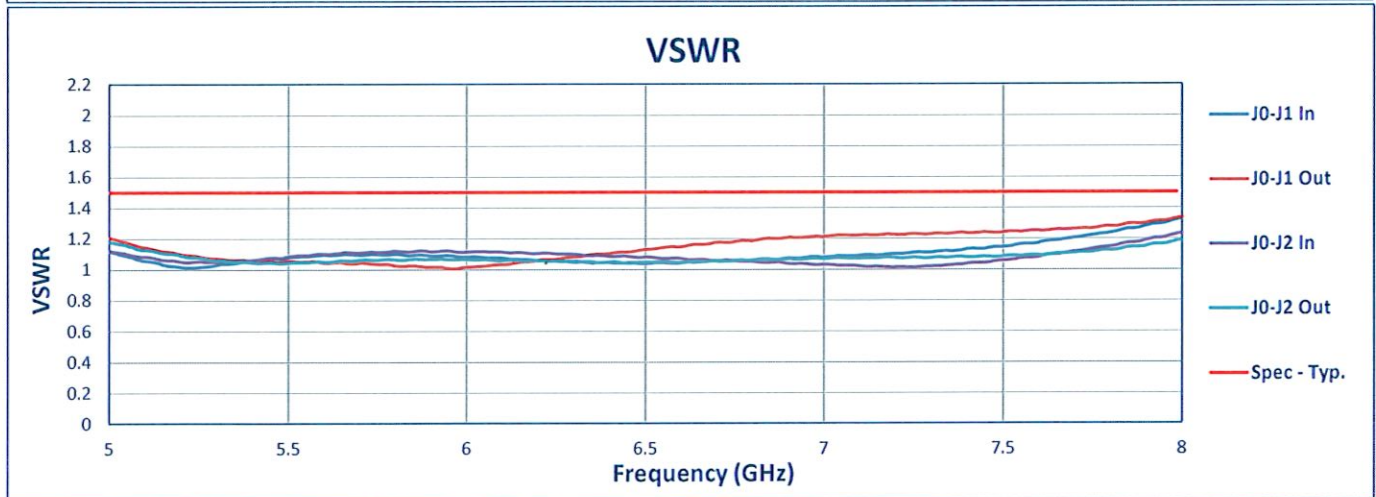
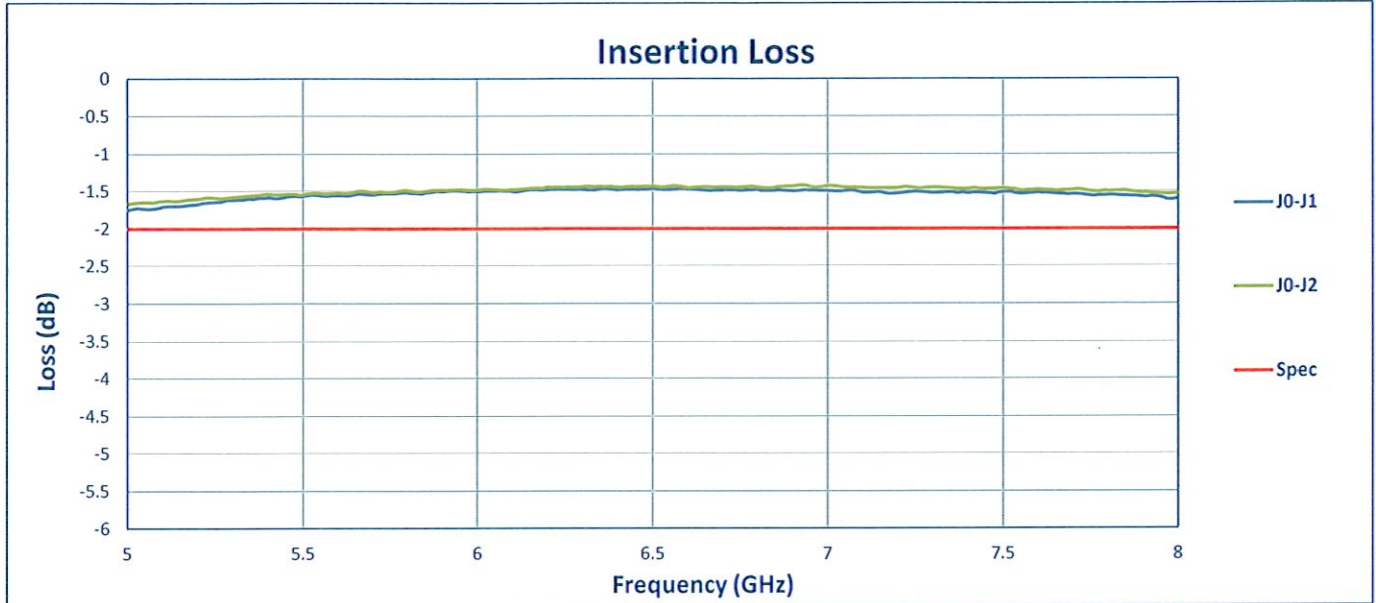
QA/QC Approval: _____

PMI
QA2

Date: _____

3/26/2025

SUMMARY TEST ON PDT-5G8G-50-515-SFF



SUMMARY TEST ON PDT-5G8G-50-515-SFF

Figure 1

Vibration Direction is Z-Axis
Vibration Frequency is Random vibration from 20-2000 Hz, and exclude resonance frequency of test zig.
Vibration Magnitude is 6grms, $0.04g^2/Hz \pm 3 dB/Octave$ for 10 minutes

