

**SUMMARY TEST DATA  
 ON  
 PE2-12-30M40G-5R5-7-12-292FF**

Customer: \_\_\_\_\_  
 SO No: \_\_\_\_\_  
 Model No: PE2-12-30M40G-5R5-7-12-292FF  
 Serial No: PL52046/2514

Tested By: A. Lopez / Darwin M.C.  
 Temperature: +25° C  
 Date: 7/18/2025  
 Drawing No: 27652605      REV: A1

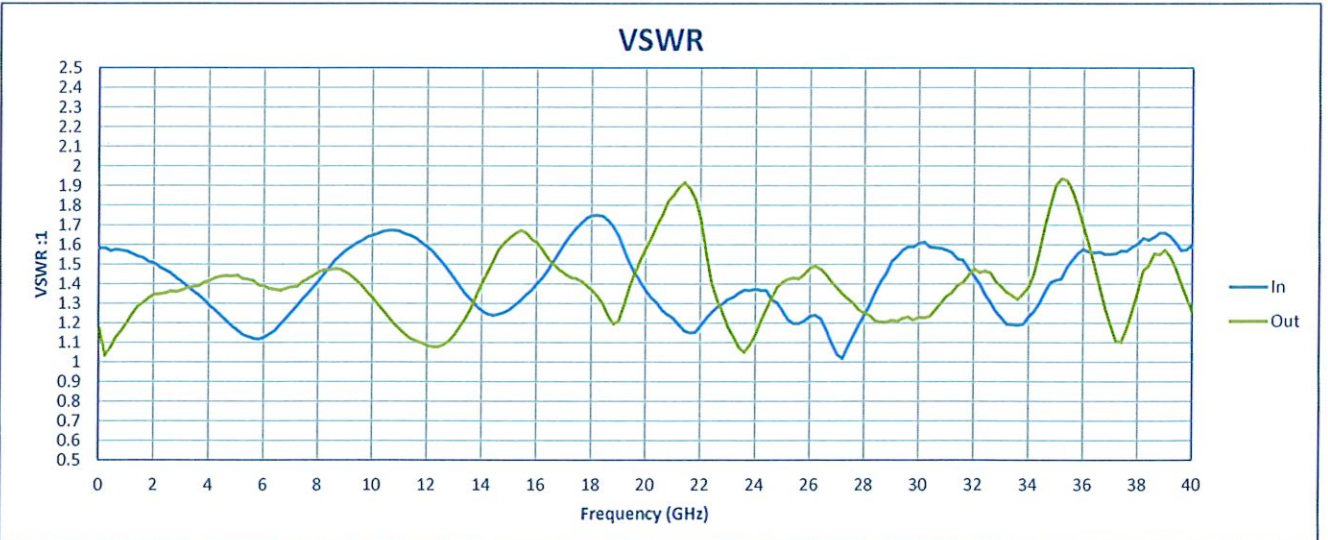
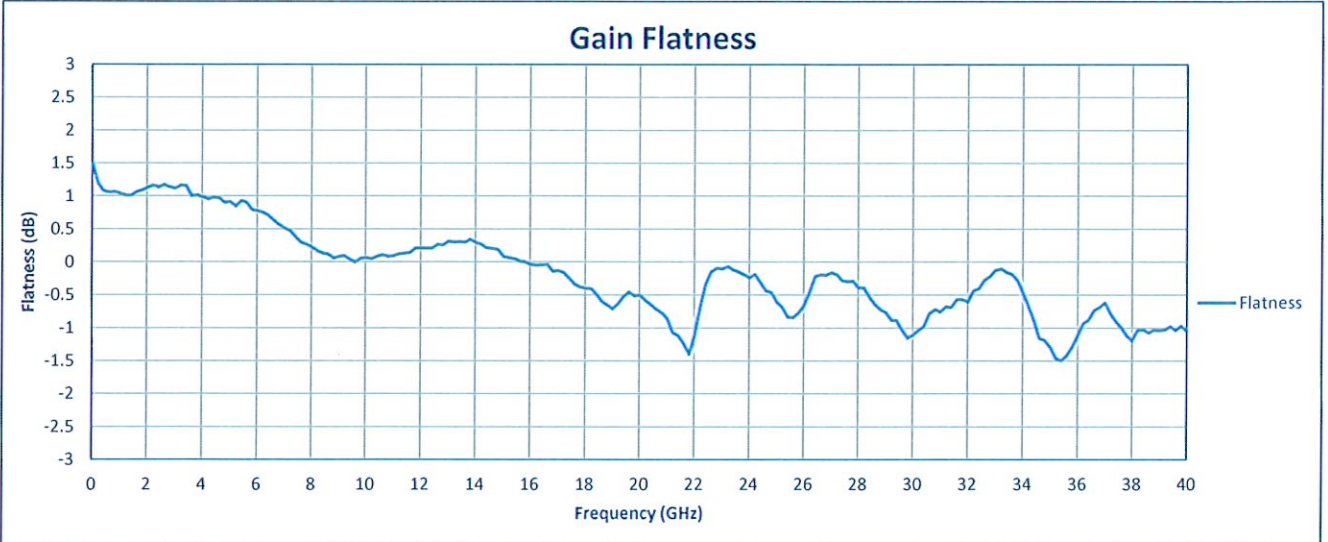
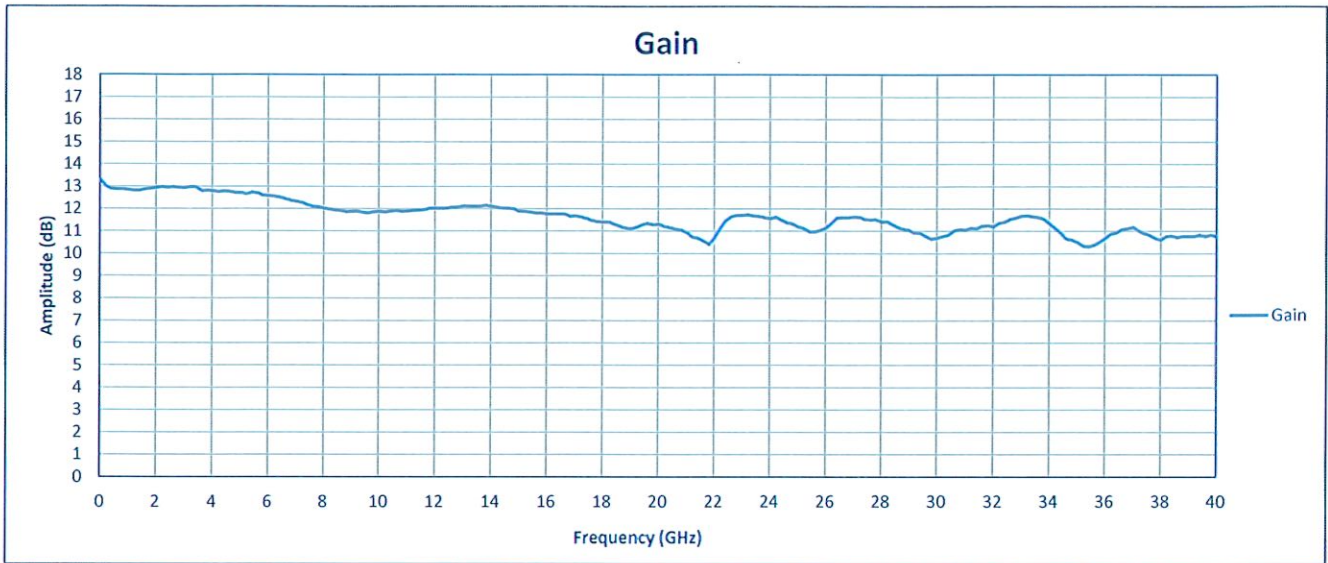
TEST ITEM NO.	PARAMETERS	SPECIFIED VALUE	Test Results	QA QC
1	Frequency Range:	0.03 to 40.0 GHz	0.03 to 40.0 GHz	PMI QA2
2	Gain:	12dB Typ. 9.5 dB Min.	13.3 dB Max. 10.3 dB Min. See Graph	
3	Gain Flatness:	±2.5 dB Max.	±1.49 dB See Graph	
4	Noise Figure:	7.5 dB Max. (0.03 to 10 GHz)	6.52 dB	
		4.5 dB Max. (10 to 20 GHz)	3.67 dB	
		7.5 dB Max. (20 to 40 GHz)	6.07 dB	
			See Graph	
5	OP1dB:	7 dBm Min.	9.59 dBm See Graph	
6	VSWR Input/Output:	2.0:1 Max.	1.75:1 In 1.94:1 Out See Plot	
7	DC Supply:	+12 to +15 VDC @ 150 mA Max.	+12 to +15 VDC @ 82 mA	PMI QA2

QA/QC Approval: 

PMI  
QA2

Date: 7/21/2025

# SUMMARY TEST DATA ON PE2-12-30M40G-5R5-7-12-292FF



**SUMMARY TEST DATA  
ON  
PE2-12-30M40G-5R5-7-12-292FF**

