

**SUMMARY TEST DATA  
ON  
P3T-100M40G-60-R-55-292FF**

Customer: \_\_\_\_\_  
 SO No: \_\_\_\_\_  
 Model No: P3T-100M40G-60-R-55-292FF  
 Serial No: PL52371/2515

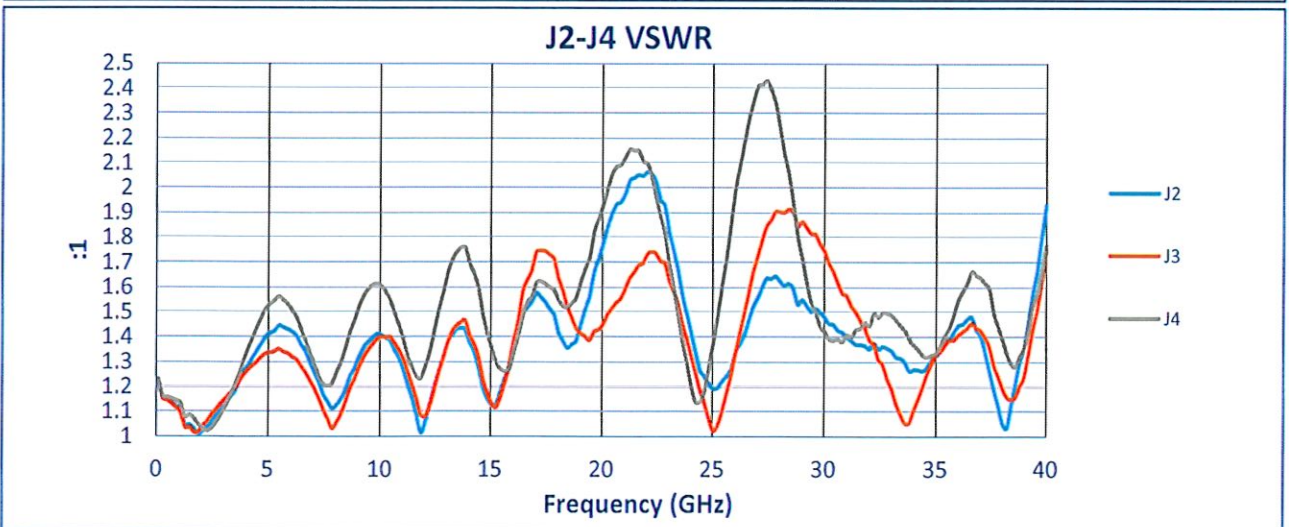
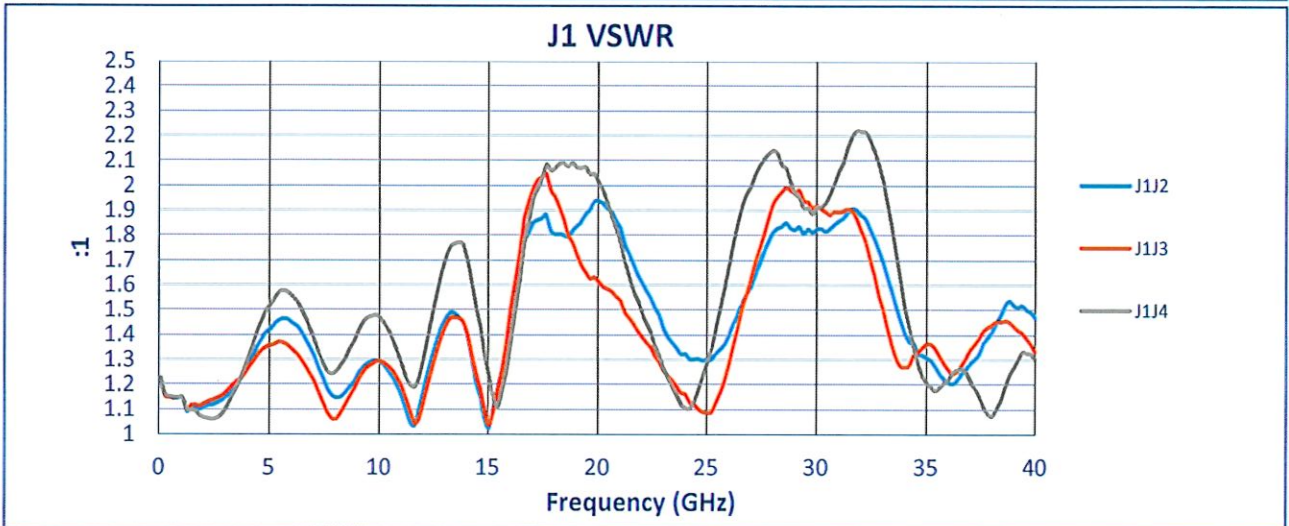
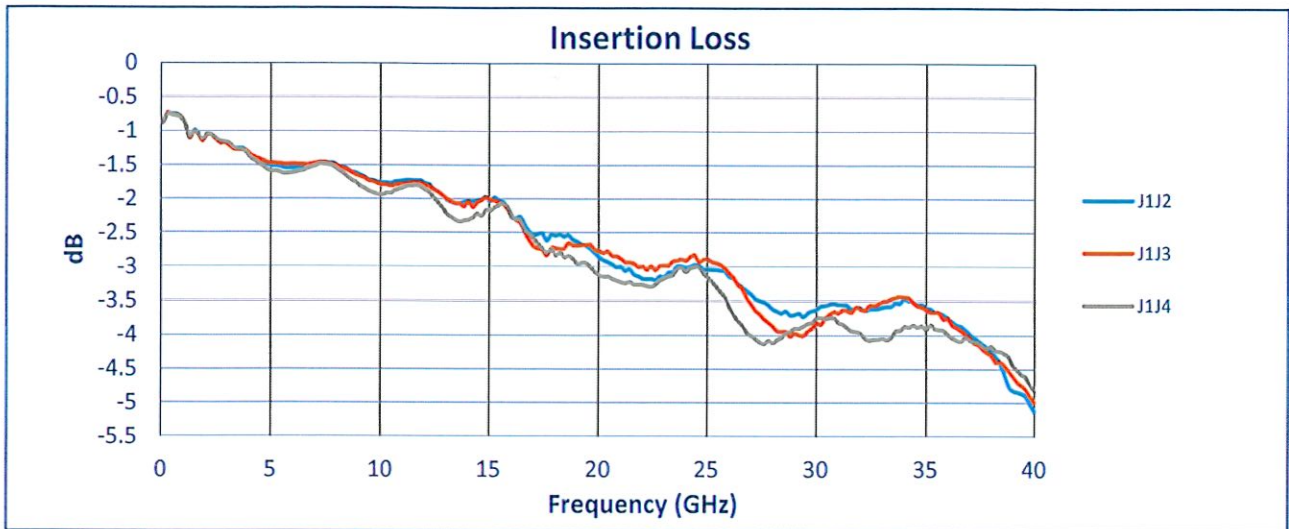
Tested By: J. Escano  
 Temperature: 25°C  
 Date: 4/8/2025  
 Drawing No: 27649920 Rev: A1

TEST ITEM NO.	PARAMETERS	SPECIFIED VALUE	TEST RESULTS	QA QC	
1	Frequency Range	0.1 GHz to 40 GHz	0.1 GHz to 40 GHz	PMI QA2	
2	Isolation	55 dB Min	56.7 dB		
3	Insertion Loss	5.5 dB Typ	5.1 dB		
4	VSWR: In/Out	2.5:1 Typ	2.4:1		
5	RF Switching Speed	Rise: 15 ns Typ Fall: 15 ns Typ Delay On: 50 ns Typ Delay Off: 50 ns Typ	Pass See Typical Characteristics		
6	Control Signal	TTL Logic See Logic Table	Pass		
7	DC Voltage	+5 V @ 200 mA Typ -5 V @ 100 mA Typ	+5 V @ 165 mA -5 V @ 22 mA		PMI QA2

QA/QC Approval:  PMI QA2

Date: 4/21/2025

7309-A Grove Road Frederick, MD 21704 USA Phone: (301)662-5019 Fax: (301)662-1731  
 Email: sales@quanticpmi.com



7309-A Grove Road Frederick, MD 21704 USA Phone: (301)662-5019 Fax: (301)662-1731  
Email: sales@quanticpmi.com

