

**SUMMARY TEST DATA  
ON  
PEC-50-500M40G-20-12-292FF-BG**

Customer: \_\_\_\_\_  
 SO No: \_\_\_\_\_  
 Model No: PEC-50-500M40G-20-12-292FF-BG  
 Serial No: PL52826/2519

Tested By: Alfredo Lopez  
 Temperature: +25°C  
 Date: 5/5/2025  
 Drawing No: 27640665      REV: B1

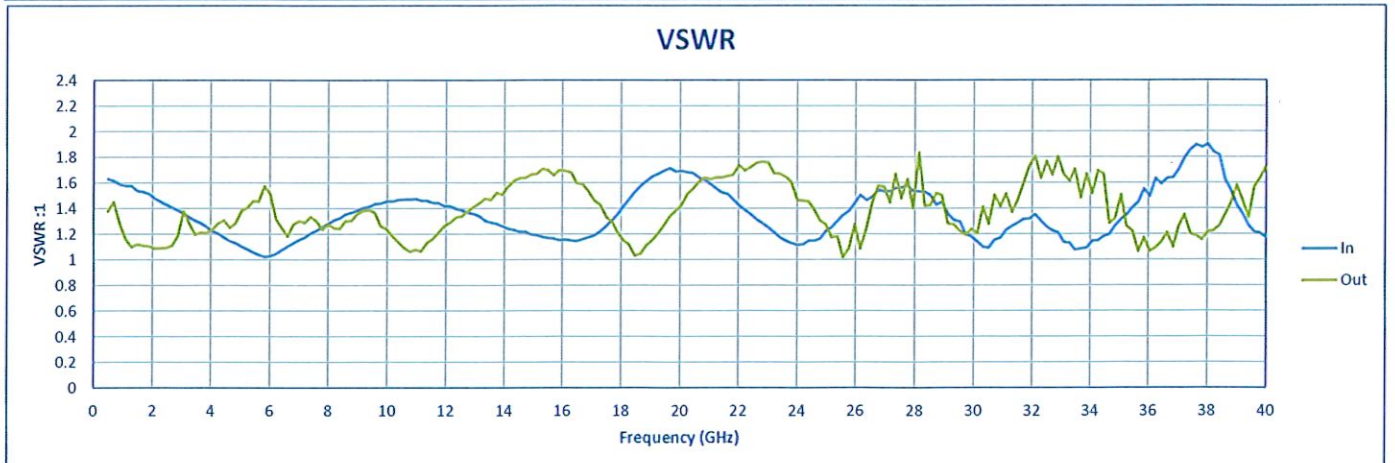
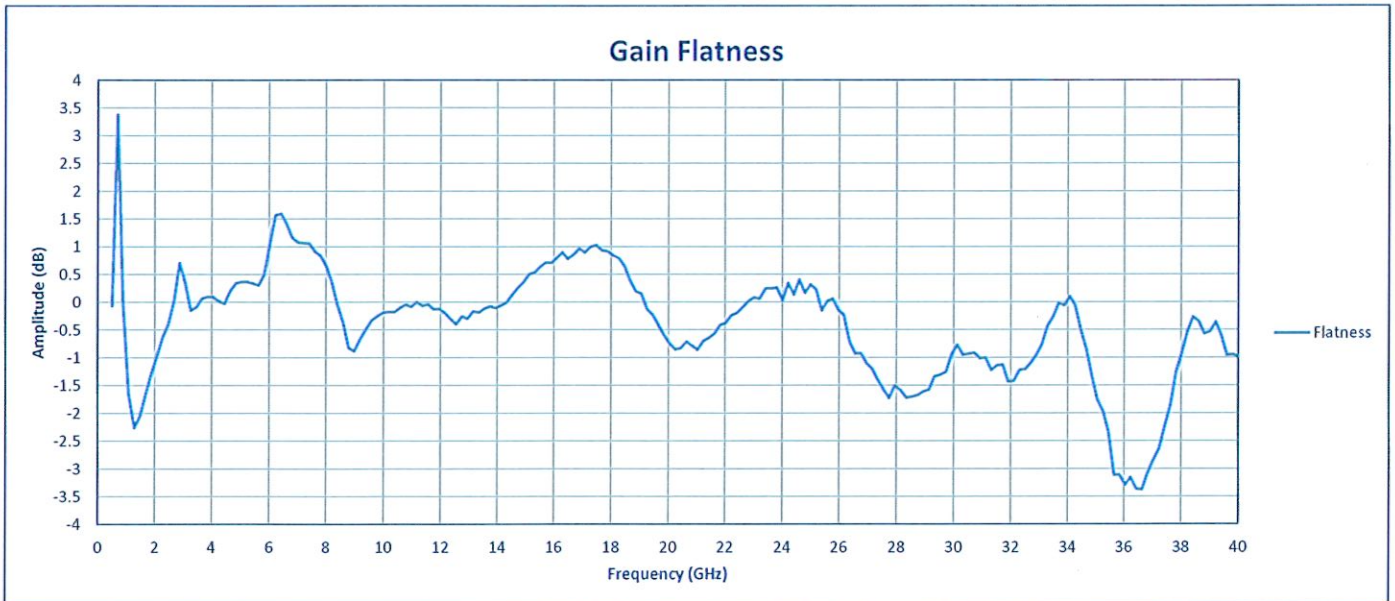
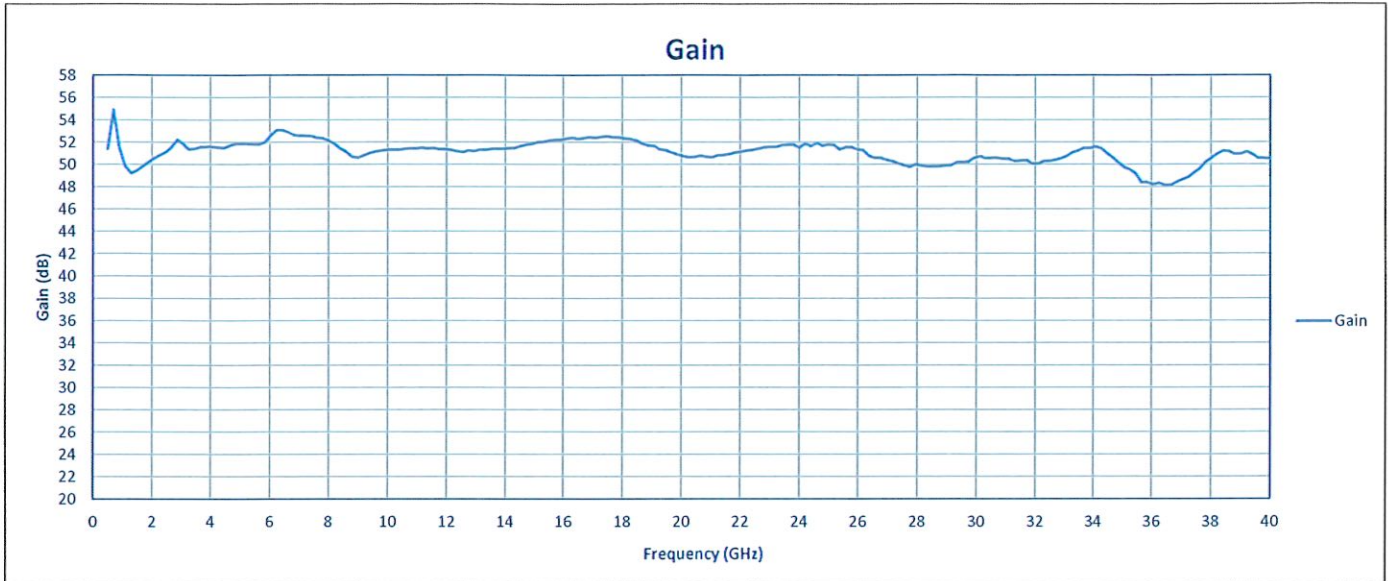
TEST ITEM NO	PARAMETERS	SPECIFIED VALUE	Test Results	QA QC
1	Frequency Range:	500 MHz - 40 GHz	500 MHz - 40 GHz	PMI QA4
2	Gain:	50 dB Typ.	+ 54.87 dB Max. + 48.13 dB Min. See Graph	
3	Gain Flatness:	±2.5 dB Typ.	3.37 dB See Graph	
4	*Noise Figure:	5.5 dB Typ. (Up to 26.5 GHz)	5.35 dB (0.5 to 26.5 GHz)	
			7.21 dB (26.5 to 40) GHz See Graph	
5	Pout @ 1 dB Compression:	+22 dBm Typ. (1-18 GHz) +19 dBm Typ. (18-40 GHz)	+ 23.03 dBm	
			+ 19.56 dBm See Graph	
6	VSWR: (Input/Output)	2.0:1 Max. In 2.5:1 Max. Out	1.9 :1 (In)	
			1.83 :1 (Out)	
			See Graph	
8	Input Power Handling:	+17 dBm CW Max.	Pass See Typical Characteristics	
9	DC Supply:	+12 to +15 VDC @ 600 mA Typ.	+12 to +15 VDC @ 588 mA	PMI QA4

\*Up to 26.5 GHz

QA/QC Approval: 

Date: 5/9/25

**SUMMARY TEST DATA  
ON  
PEC-50-500M40G-20-12-292FF-BG**



**SUMMARY TEST DATA  
ON  
PEC-50-500M40G-20-12-292FF-BG**

