



## SUMMARY TEST ON P1T-DC18-60-T-SFF-HSLVT-LSC

Customer: \_\_\_\_\_  
 SO No: \_\_\_\_\_  
 Model No: P1T-DC18-60-T-SFF-HSLVT-LSC  
 Serial No: PL53662/2526  
 Leakage test Ref : PL53663/2526

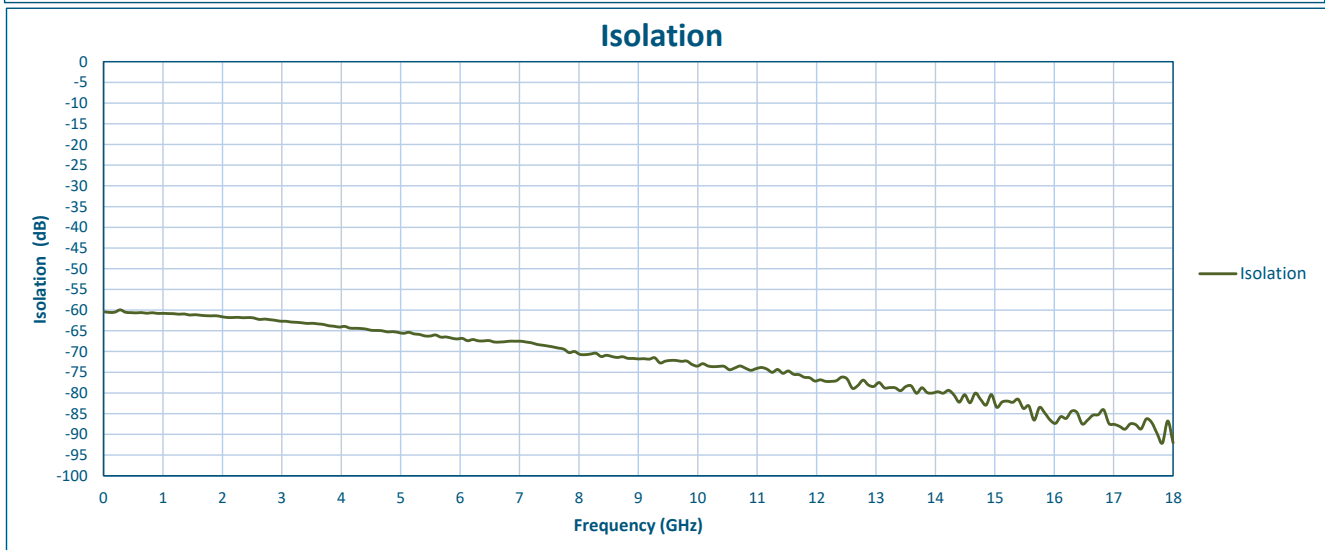
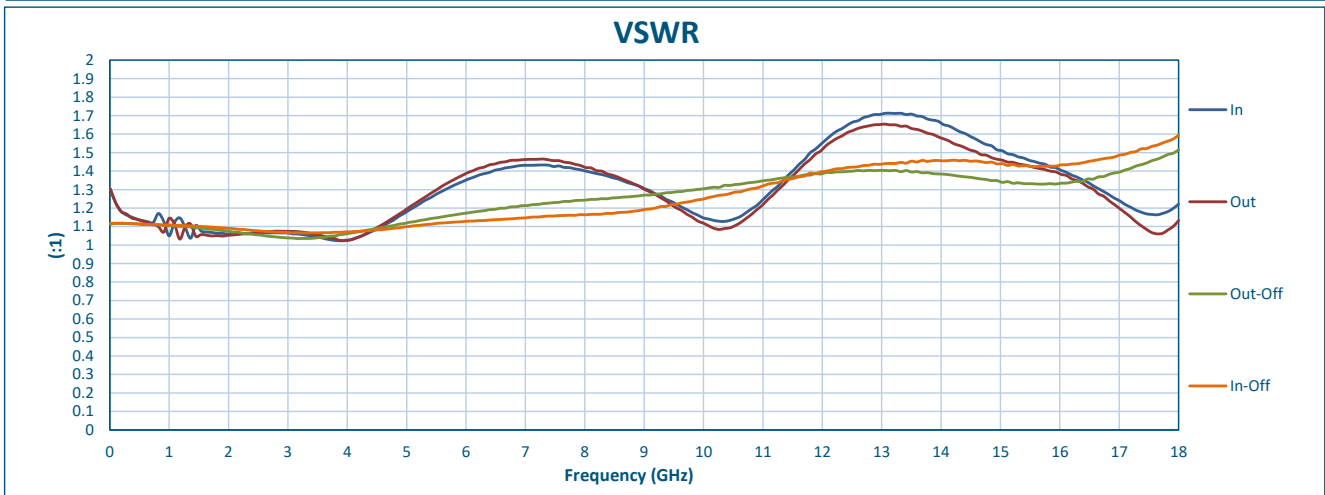
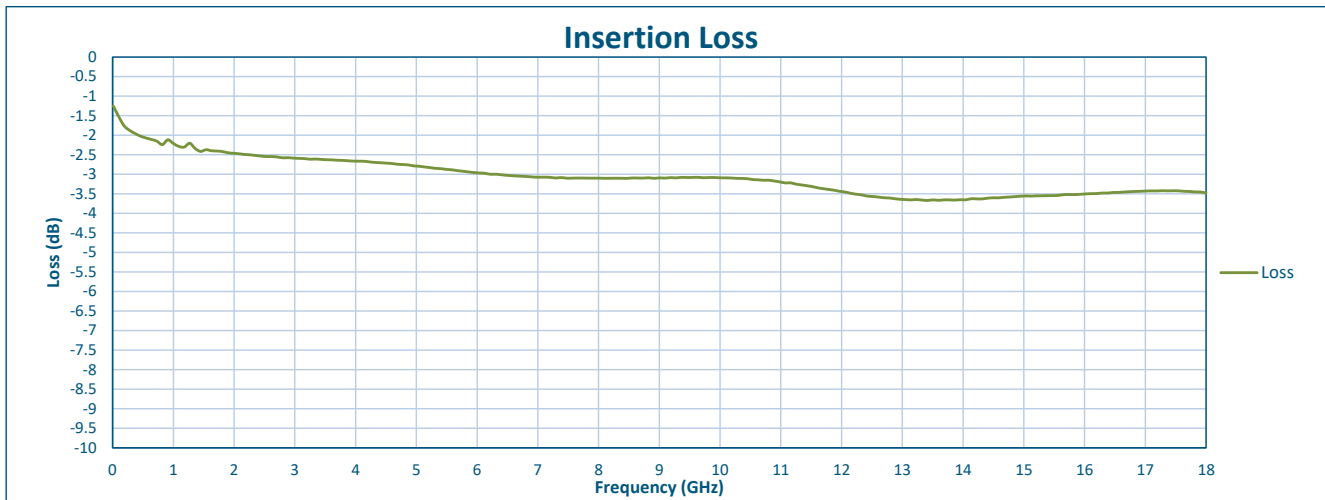
Tested By: Alfredo Lopez  
 Temperature: +25° C  
 Date: 2/3/2026  
 Drawing No: 27628081      REV: A2

TEST ITEM NO.	PARAMETERS	SPECIFIED VALUE	TEST RESULTS	QA QC
			+25°C	
1	Frequency Range:	DC to 18 GHz	DC to 18 GHz	
2	Insertion Loss:	4.5 dB Max.	3.67 dB See Graph	
3	Isolation:	55 dB Min. (10 MHz-2GHz) 60 dB Min. (2-12 GHz) 70 dB Min. (12-18 GHz)	59.94 dB	
			61.59 dB	
			76.18 dB	
			See Graphs	
4	Leakage Unit to Unit:	60 dB Min. (10 MHz-1 GHz) 90 dB Min. (1 - 18 GHz)	60.16 dB	
			90.22 dB	
			See Graphs	
5	Leakage TTL Port:	60 dB Min (10 MHz-12 GHz) 70 dB Min (12-18 GHz)	64.22 dB	
			84.66 dB	
			See Graph	
6	VSWR: In/Out	2.0:1 Max.	1.71 :1 See Graphs	
7	Rise time: Fall time: Speed ON: Speed OFF:	10 ns Max. 10 ns Max. 30 ns Max. 25 ns Max.	5.33 ns	
			3.98 ns	
			29.2 ns	
			19.2 ns	
			See Plots	
8	Spectral Emissions During Switching: (Spectrum Content)	50 dBm Min. (10 MHz to 0.5 GHz) 80 dBm Min. (0.5 to 18 GHz) 1.0 kHz VBW/RBW	52.95 dBm	
			90.55 dBm	
			See Plots	
9	Control Signal:	TTL LOGIC '0' : Insertion Loss '1' : Isolation	TTL LOGIC '0' : Insertion Loss '1' : Isolation	
10	Power Supply:	-5 V @ 25 mA Max.	-5 V @ 16 mA	

QA/QC Approval: \_\_\_\_\_

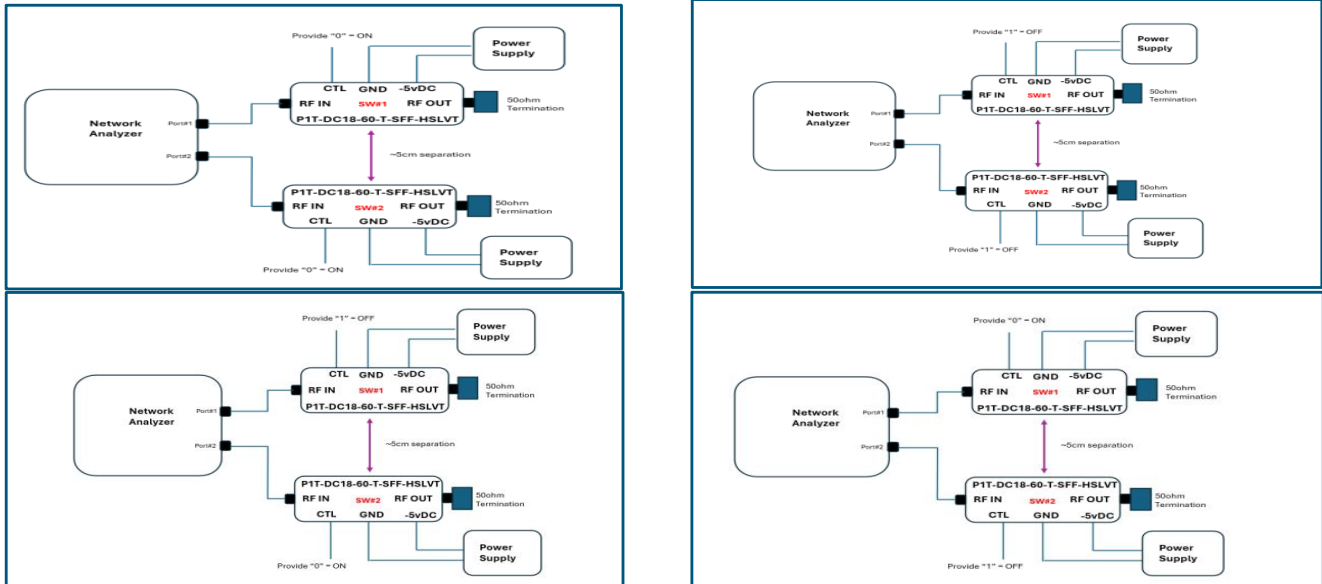
Date: \_\_\_\_\_

## SUMMARY TEST ON P1T-DC18-60-T-SFF-HSLVT-LSC

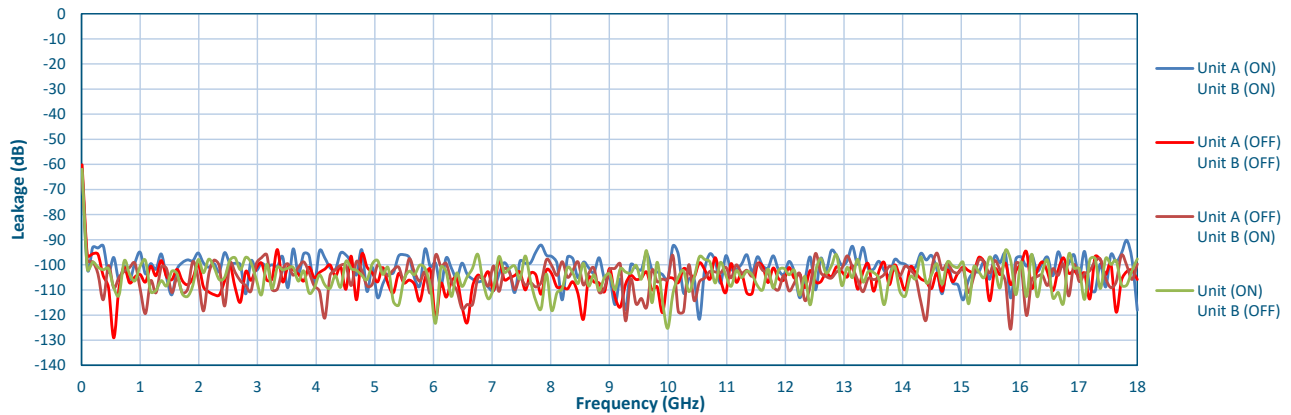


# SUMMARY TEST ON P1T-DC18-60-T-SFF-HSLVT-LSC

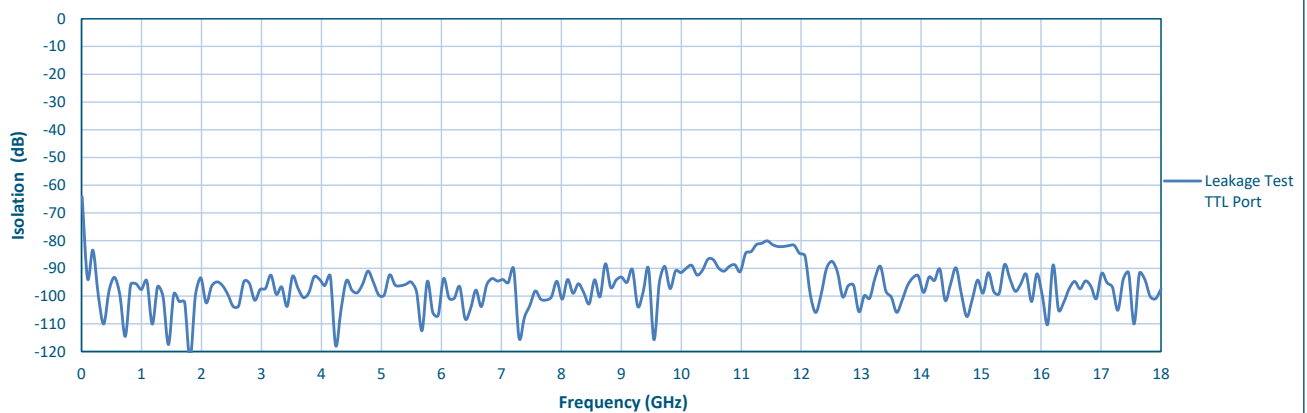
## Leakage Test Configuration



## Leakage Test (Unit to Unit)



## Leakage Test TTL Port

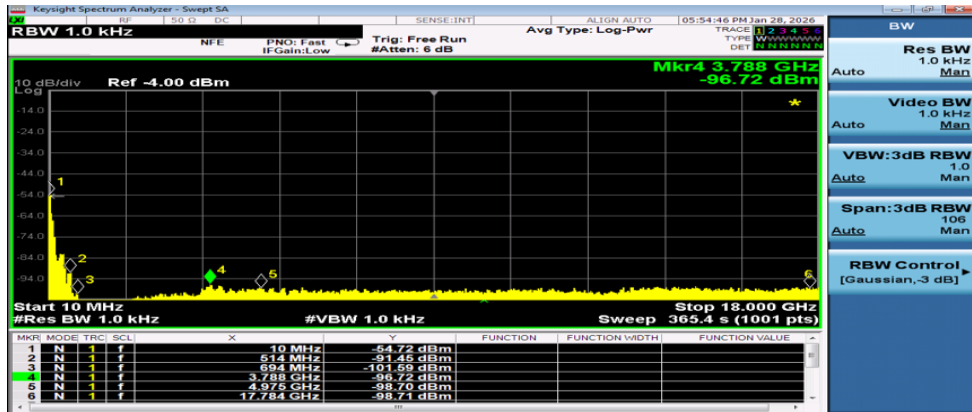


# SUMMARY TEST ON P1T-DC18-60-T-SFF-HSLVT-LSC

## Spectral Emissions During Switching (Spectrum Content)

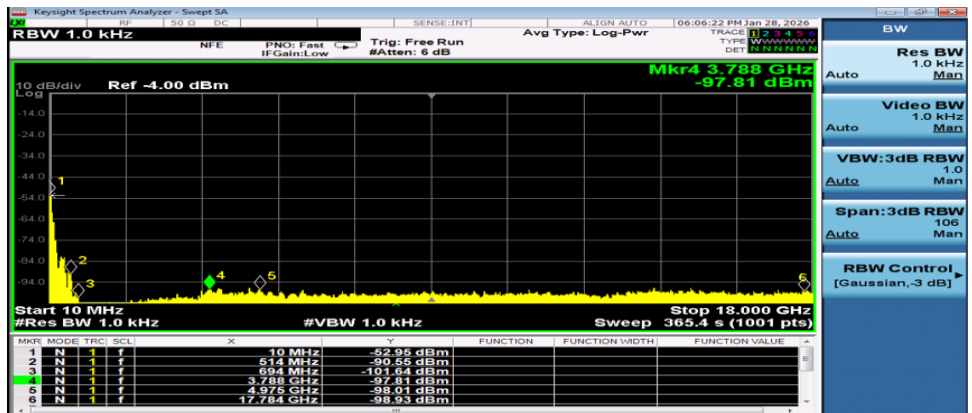
### Pulse Parameters

PW - 60 ns  
PRI - 280 ns  
Frequency - 3.57 MHz



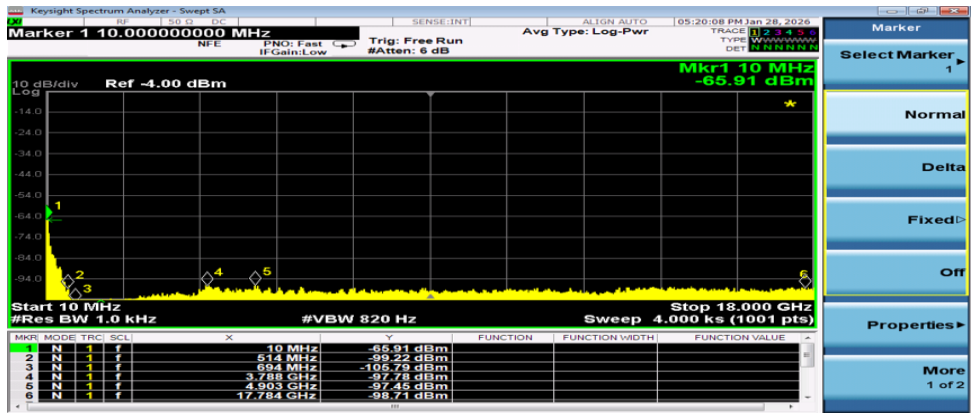
### Pulse Parameters

PW - 100 ns  
PRI - 280 ns  
Frequency - 3.57 MHz



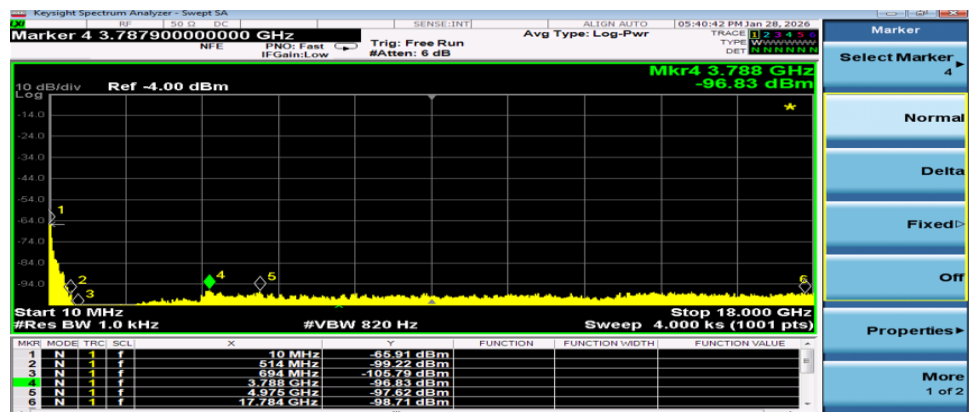
### Pulse Parameters

PW - 50 ns  
PRI - 700 ns  
Frequency - 1.43 MHz



### Pulse Parameters

PW - 300 ns  
PRI - 700 ns  
Frequency - 1.43 MHz



# SUMMARY TEST ON P1T-DC18-60-T-SFF-HSLVT-LSC

## Switching Speed

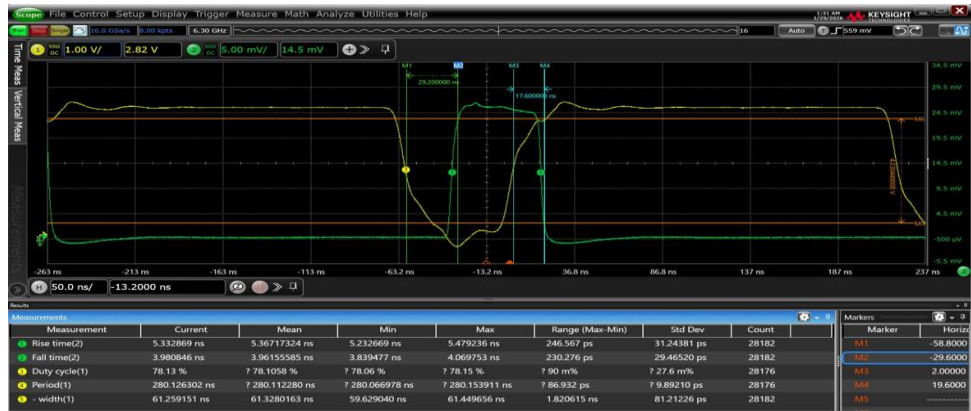
### Pulse Parameters

PW - 60 ns

PRI - 280 ns

Frequency - 3.57 MHz

Rise time	5.33 ns
Fall time	3.98 ns
Speed ON	29.20 ns
Speed OFF	17.60 ns



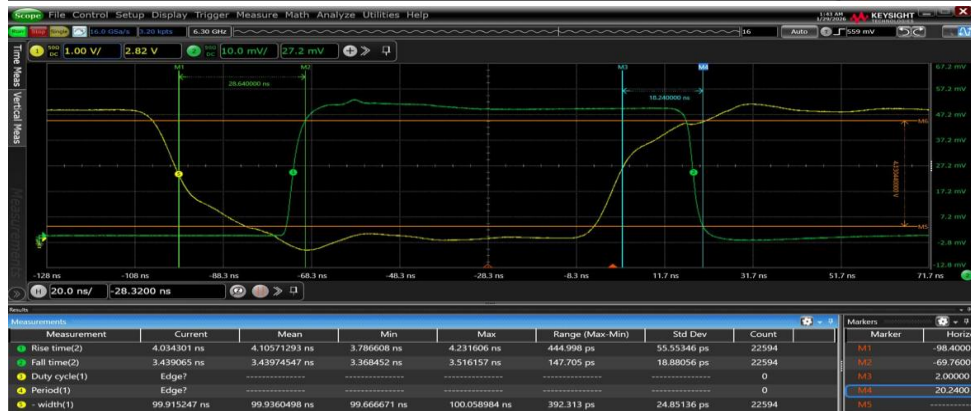
### Pulse Parameters

PW - 100 ns

PRI - 280 ns

Frequency - 3.57 MHz

Rise time	4.03 ns
Fall time	3.43 ns
Speed ON	28.64 ns
Speed OFF	18.24 ns



### Pulse Parameters

PW - 50 ns

PRI - 700 ns

Frequency - 1.43 MHz

Rise time	4.75 ns
Fall time	3.61 ns
Speed ON	28.80 ns
Speed OFF	19.20 ns



### Pulse Parameters

PW - 300 ns

PRI - 700 ns

Frequency - 1.43 MHz

Rise time	5.05 ns
Fall time	3.68 ns
Speed ON	28.0 ns
Speed OFF	18.40 ns



Yellow Trace - TTL  
Green Trace - RF Signal