



SUMMARY TEST ON P1T-DC18-60-T-SFF-HSLVT-LSC

Customer: _____
 SO No: _____
 Model No: P1T-DC18-60-T-SFF-HSLVT-LSC
 Serial No: PL53668/2526
 Leakage test Ref : PL53662/2526

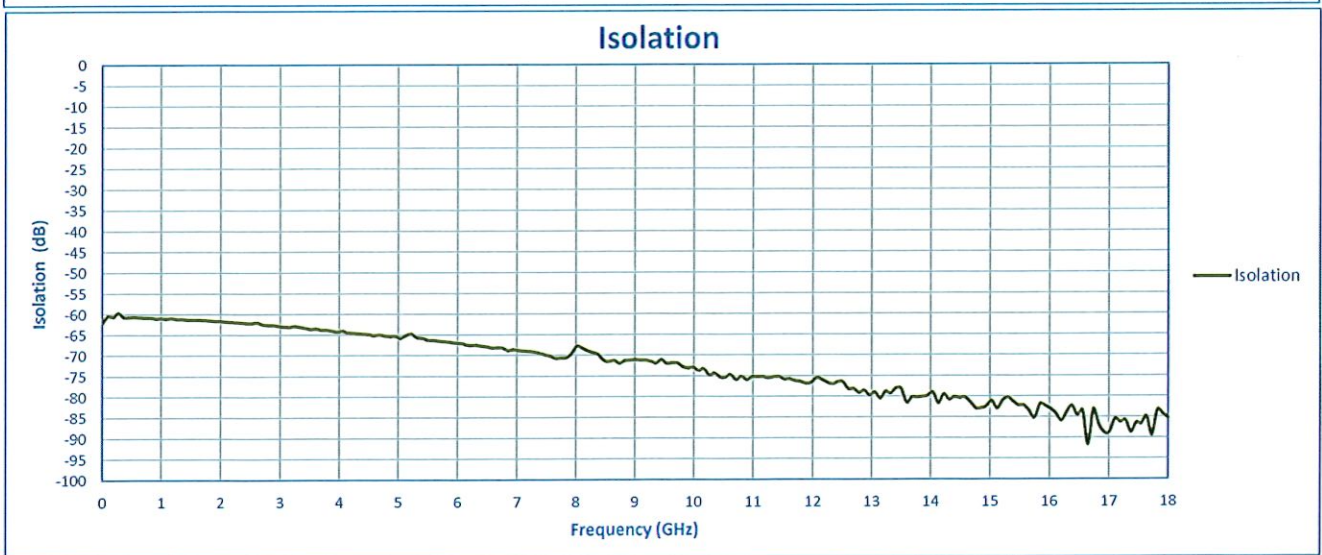
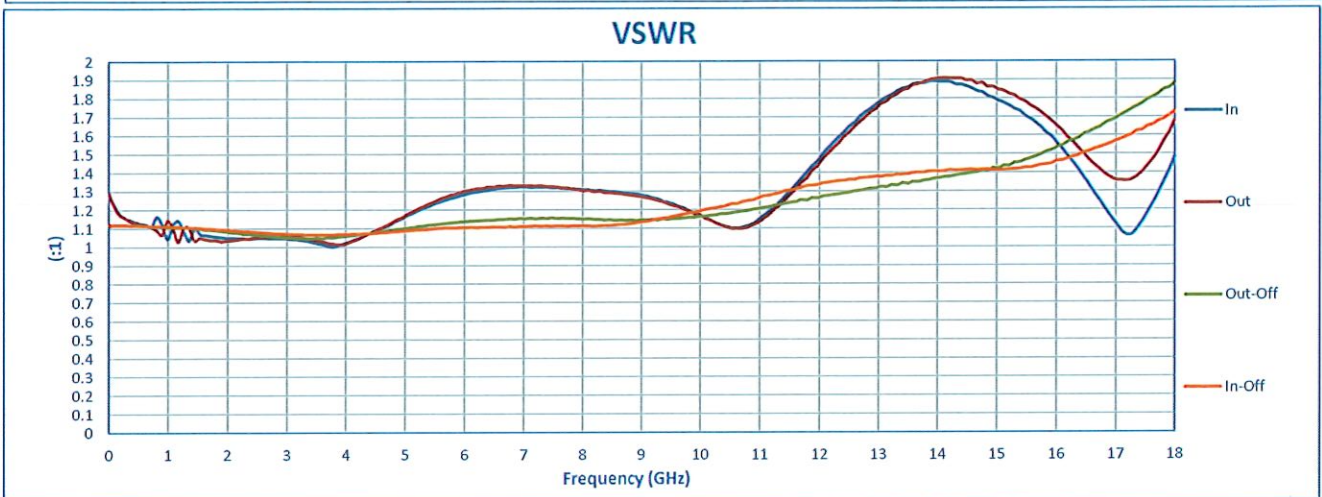
Tested By: Alfredo Lopez
 Temperature: +25° C
 Date: 2/3/2026
 Drawing No: 27628081 REV: A2

TEST ITEM NO.	PARAMETERS	SPECIFIED VALUE	TEST RESULTS	QA
			+25°C	QC
1	Frequency Range:	DC to 18 GHz	DC to 18 GHz	PMI QA2
2	Insertion Loss:	4.5 dB Max.	3.99 dB See Graph	
3	Isolation:	55 dB Min. (10 MHz-2GHz) 60 dB Min. (2-12 GHz) 70 dB Min. (12-18 GHz)	59.77 dB	
			61.6 dB	
			75.51 dB	
			See Graphs	
4	Leakage Unit to Unit:	60 dB Min. (10 MHz-1 GHz) 90 dB Min. (1 - 18 GHz)	60.85 dB	
			91.02 dB	
			See Graphs	
5	Leakage TTL Port:	60 dB Min (10 MHz-12 GHz) 70 dB Min (12-18 GHz)	62.14 dB	
			88.71 dB	
			See Graph	
6	VSWR: In/Out	2.0:1 Max.	1.91 :1 See Graphs	
7	Rise time: Fall time: Speed ON: Speed OFF:	10 ns Max. 10 ns Max. 30 ns Max. 25 ns Max.	4.72 ns	
			3.95 ns	
			28.56 ns	
			18.4 ns	
			See Plots	
8	Spectral Emissions During Switching: (Spectrum Content)	50 dBm Min. (10 MHz to 0.5 GHz) 80 dBm Min. (0.5 to 18 GHz) 1.0 kHz VBW/RBW	52.43 dBm	
			92.07 dBm	
			See Plots	
9	Control Signal:	TTL LOGIC '0' : Insertion Loss '1' : Isolation	TTL LOGIC '0' : Insertion Loss '1' : Isolation	
10	Power Supply:	-5 V @ 25 mA Max.	-5 V @ 16 mA	PMI QA2

QA/QC Approval: PMI
QA2

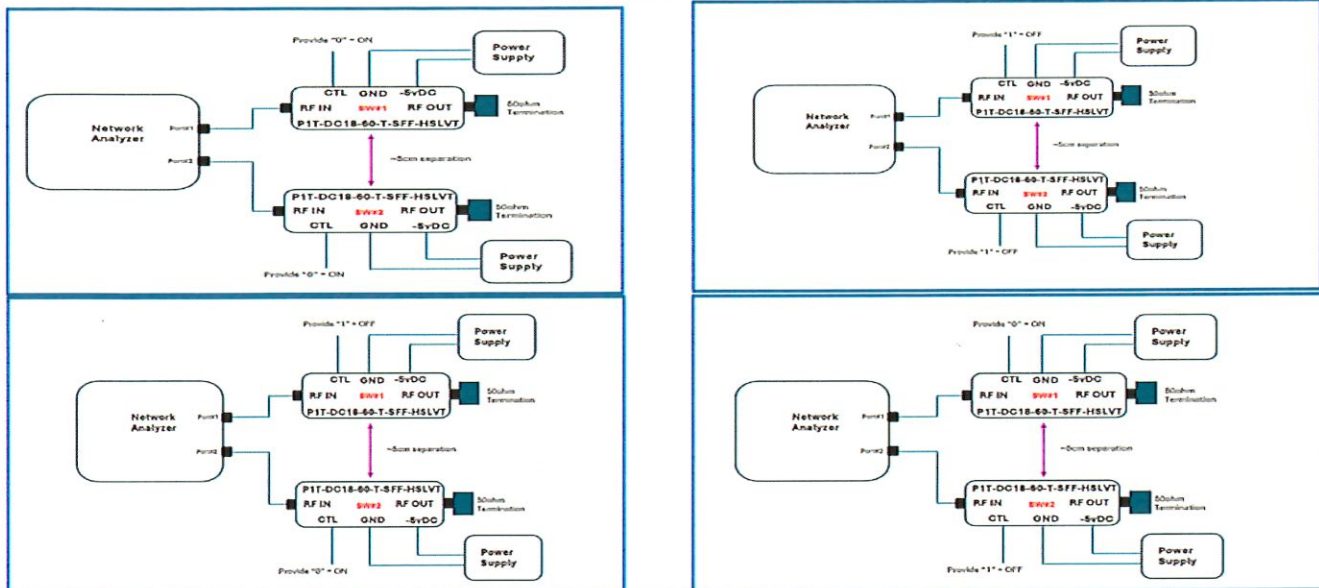
Date: 2/4/2026

SUMMARY TEST ON P1T-DC18-60-T-SFF-HSLVT-LSC

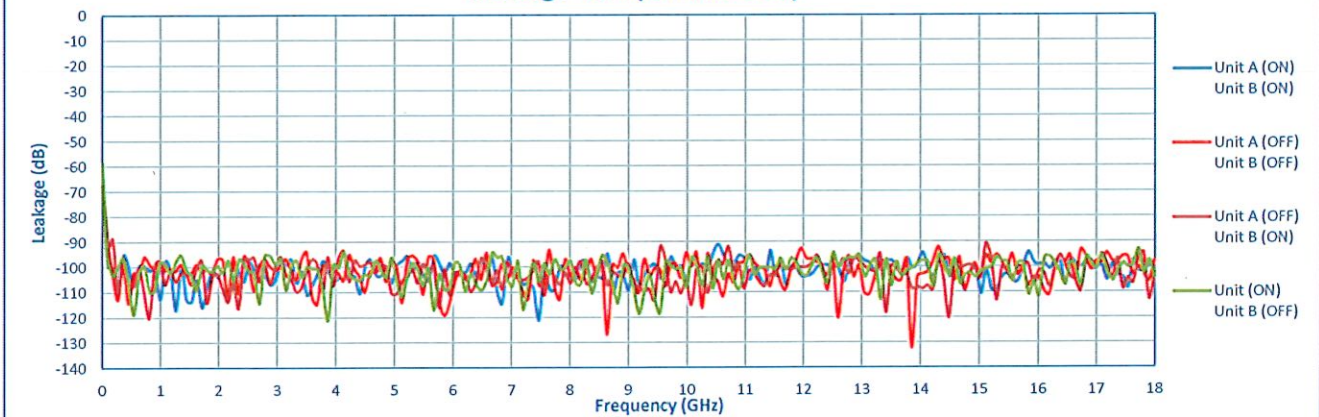


SUMMARY TEST ON P1T-DC18-60-T-SFF-HSLVT-LSC

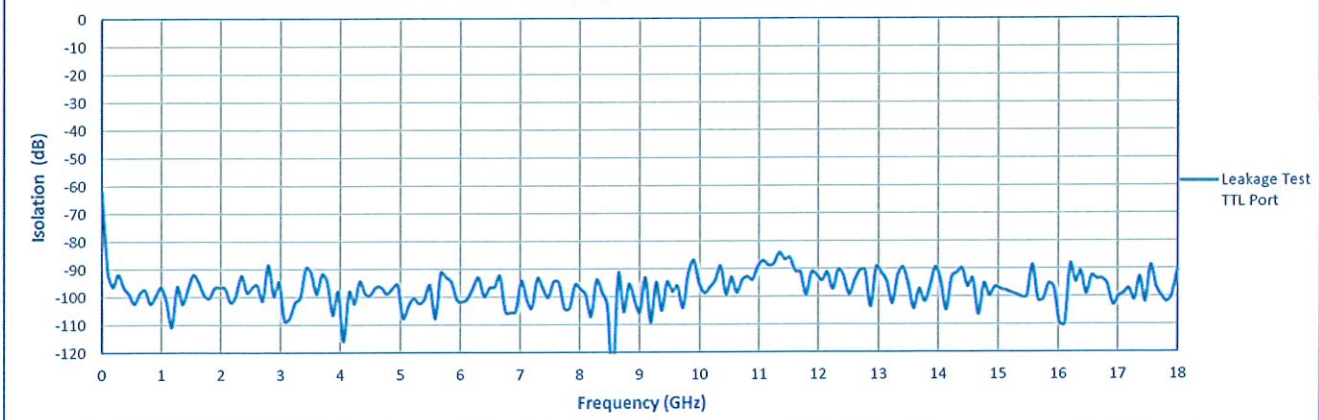
Leakage Test Configuration



Leakage Test (Unit to Unit)



Leakage Test TTL Port

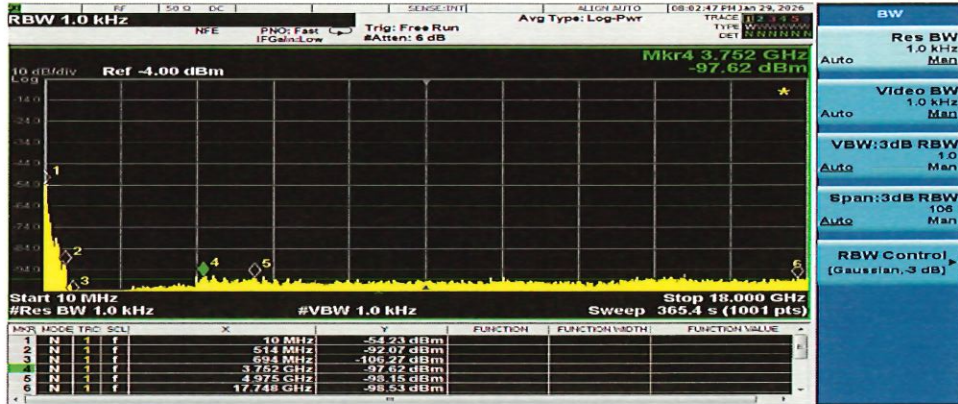


SUMMARY TEST ON P1T-DC18-60-T-SFF-HSLVT-LSC

Spectral Emissions During Switching (Spectrum Content)

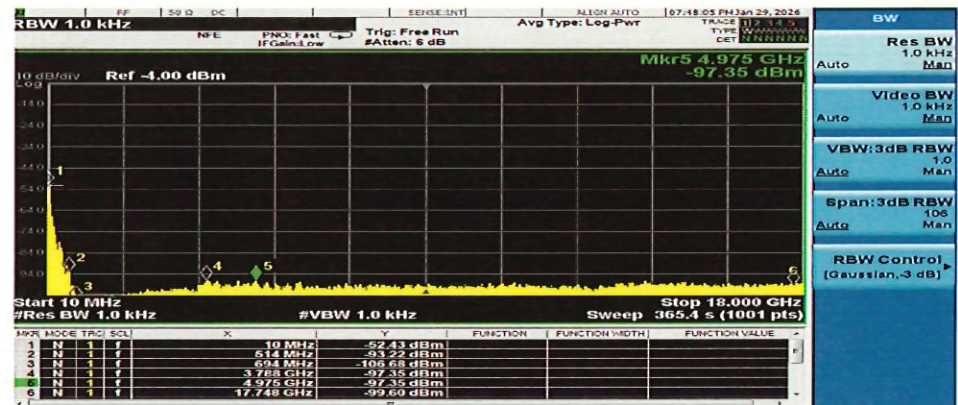
Pulse Parameters

PW - 60 ns
PRI - 280 ns
Frequency - 3.57 MHz



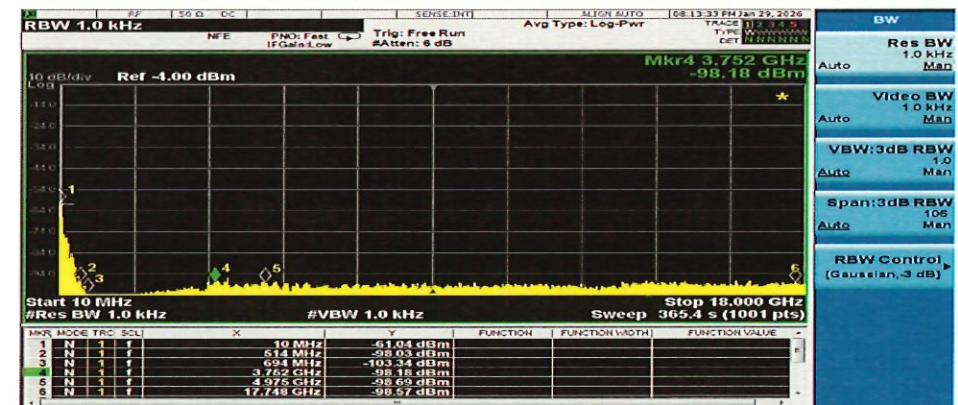
Pulse Parameters

PW - 100 ns
PRI - 280 ns
Frequency - 3.57 MHz



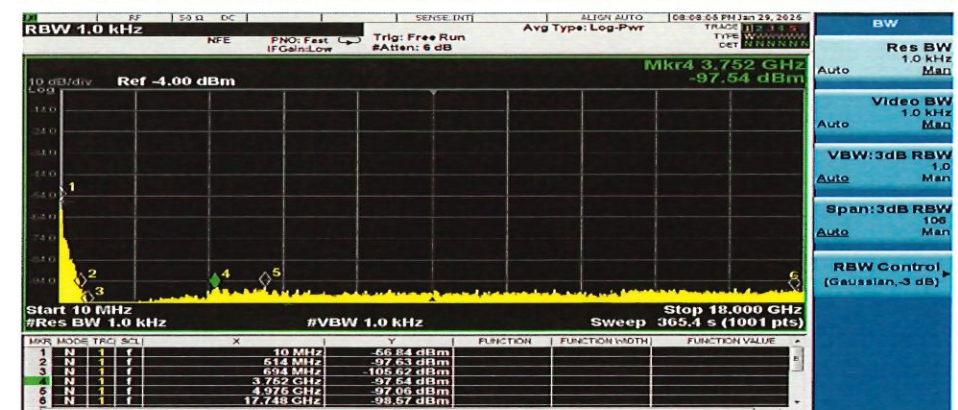
Pulse Parameters

PW - 50 ns
PRI - 700 ns
Frequency - 1.43 MHz



Pulse Parameters

PW - 300 ns
PRI - 700 ns
Frequency - 1.43 MHz



SUMMARY TEST ON P1T-DC18-60-T-SFF-HSLVT-LSC

Switching Speed

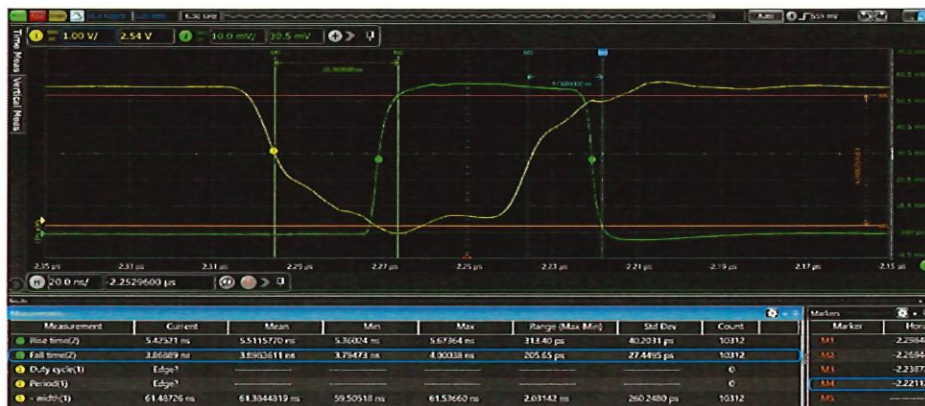
Pulse Parameters

PW - 60 ns

PRI - 280 ns

Frequency - 3.57 MHz

Rise time	5.42 ns
Fall time	3.86 ns
Speed ON	28.96 ns
Speed OFF	17.60 ns



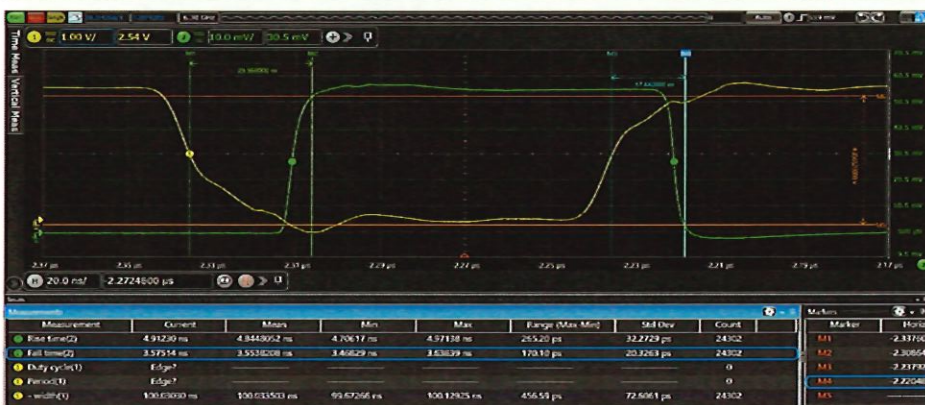
Pulse Parameters

PW - 100 ns

PRI - 280 ns

Frequency - 3.57 MHz

Rise time	4.91 ns
Fall time	3.57 ns
Speed ON	28.96 ns
Speed OFF	17.44 ns



Pulse Parameters

PW - 50 ns

PRI - 700 ns

Frequency - 1.43 MHz

Rise time	5.30 ns
Fall time	3.82 ns
Speed ON	27.52 ns
Speed OFF	16.96 ns



Pulse Parameters

PW - 300 ns

PRI - 700 ns

Frequency - 1.43 MHz

Rise time	4.68 ns
Fall time	3.56 ns
Speed ON	27.92 ns
Speed OFF	16.96 ns



Yellow Trace - TTL
Green Trace - RF Signal