

SUMMARY TEST DATA
ON

P5T-500M40G-60-T-55-292FF-OPT250M

Customer: _____
 SO No: _____
 Model No: P5T-500M40G-60-T-55-292FF-OPT250M
 Serial No: PL53859/2528

Tested By: K Craven
 Temperature: +25°C
 Date: 7/7/2025
 Drawing No: 27650220 REV: A1

TEST ITEM NO.	PARAMETERS	SPECIFIED VALUE	TEST RESULTS	
			+25°C	QA/QC
1	Frequency Range:	0.25 to 40 GHz	0.25 to 40 GHz	PMI QA2
2	Insertion Loss:	6 dB Max.	5.73 dB	
3	VSWR Input/Output	2.5:1 Max.	2.14 :1 Max.	
4	Isolation:	70 dB Min.	84.1 dB	
5	Switching Speed	100 ns Max.	See Typical Characteristics	
6	Input Power:	+25 dBm CW MAX (250 MHz to 18 GHz) +23 dBm CW MAX (18 GHz to 40 GHz) +20 dBm CW MAX (HOT SWITCHING)	See Typical Characteristics	
7	Control Signal:	TTL Logic (See Logic Table Below)	Pass	
8	DC Supply:	+5 V @ 300 mA Typ. -5 V @ 100 mA Typ.	+5 V @ 164 mA -5 V @ 56 mA	

CTL1	CTL2	CTL3	J1-J2	J1-J3	J1-J4	J1-J5	J1-J6
0	0	0	LOSS	ISO.	ISO.	ISO.	ISO.
0	0	1	ISO.	LOSS	ISO.	ISO.	ISO.
0	1	0	ISO.	ISO.	LOSS	ISO.	ISO.
0	1	1	ISO.	ISO.	ISO.	LOSS	ISO.
1	0	0	ISO.	ISO.	ISO.	ISO.	LOSS

QA/QC Approval:

PMI
QA2

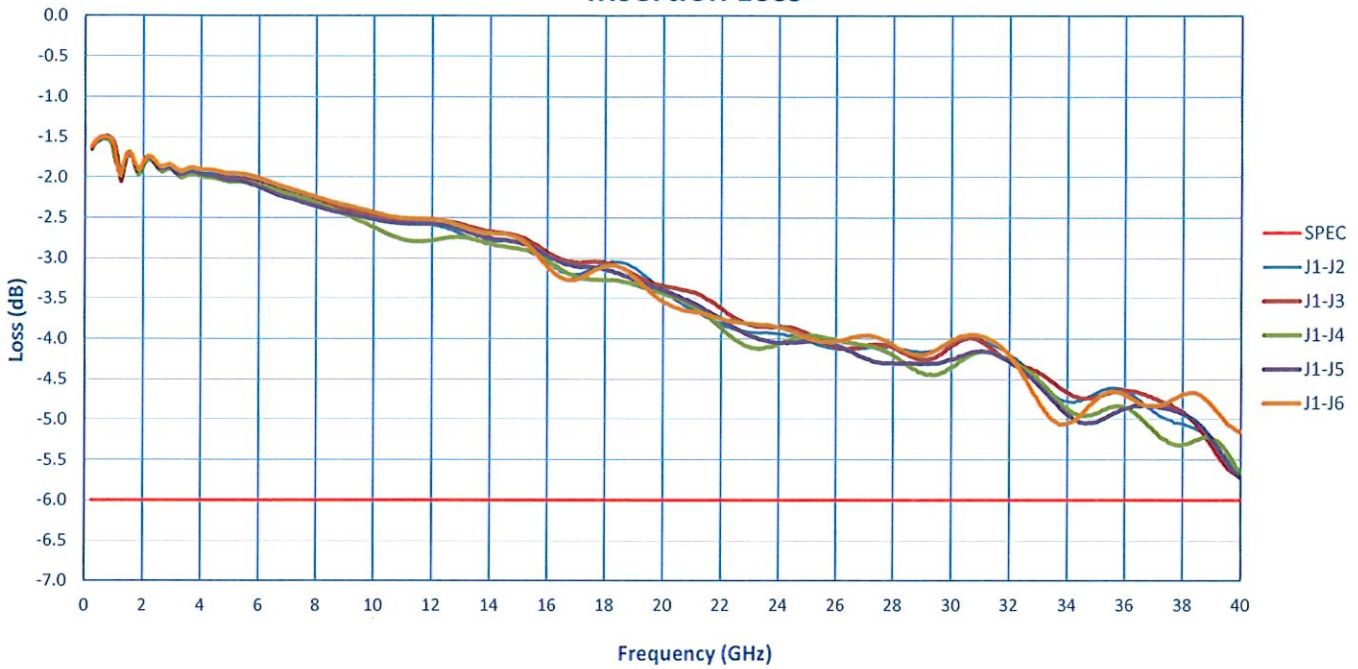
Date: 7/8/2025

SUMMARY TEST DATA

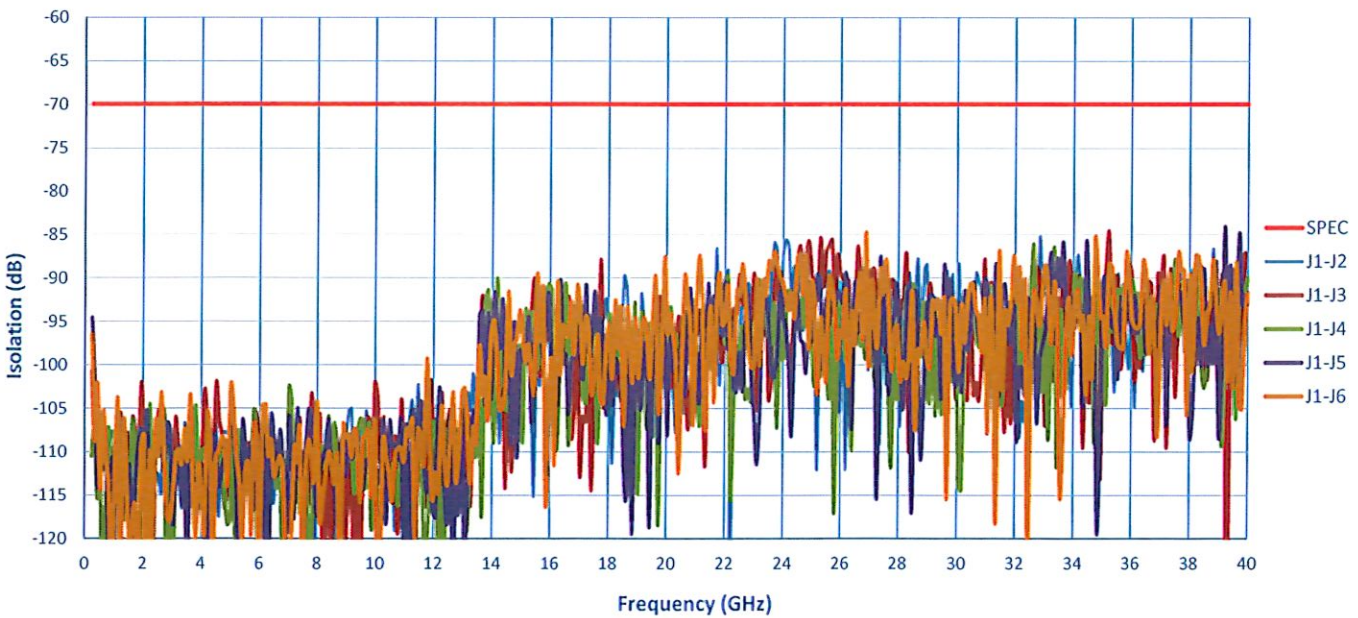
ON

P5T-500M40G-60-T-55-292FF-OPT250M

Insertion Loss



Isolation

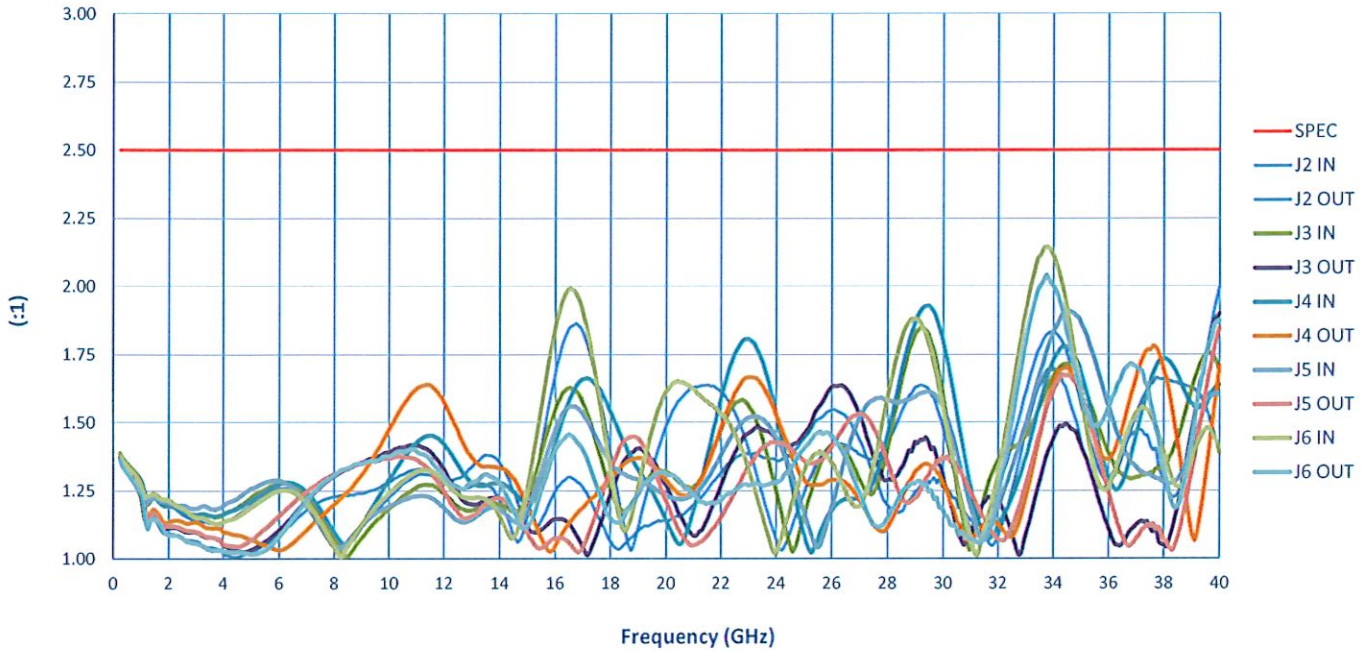


SUMMARY TEST DATA

ON

P5T-500M40G-60-T-55-292FF-OPT250M

VSWR In/Out



VSWR Absorptive Out/OFF

