

**SUMMARY TEST DATA  
ON  
PEC-30-0R2520R0-5R0-22-12-SFF**

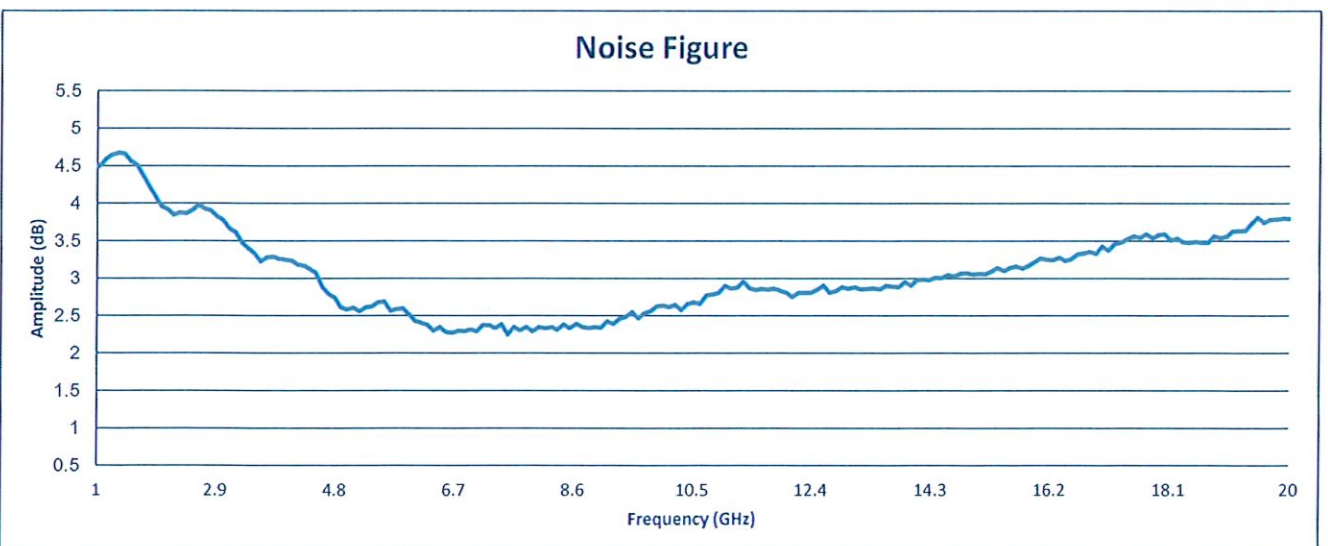
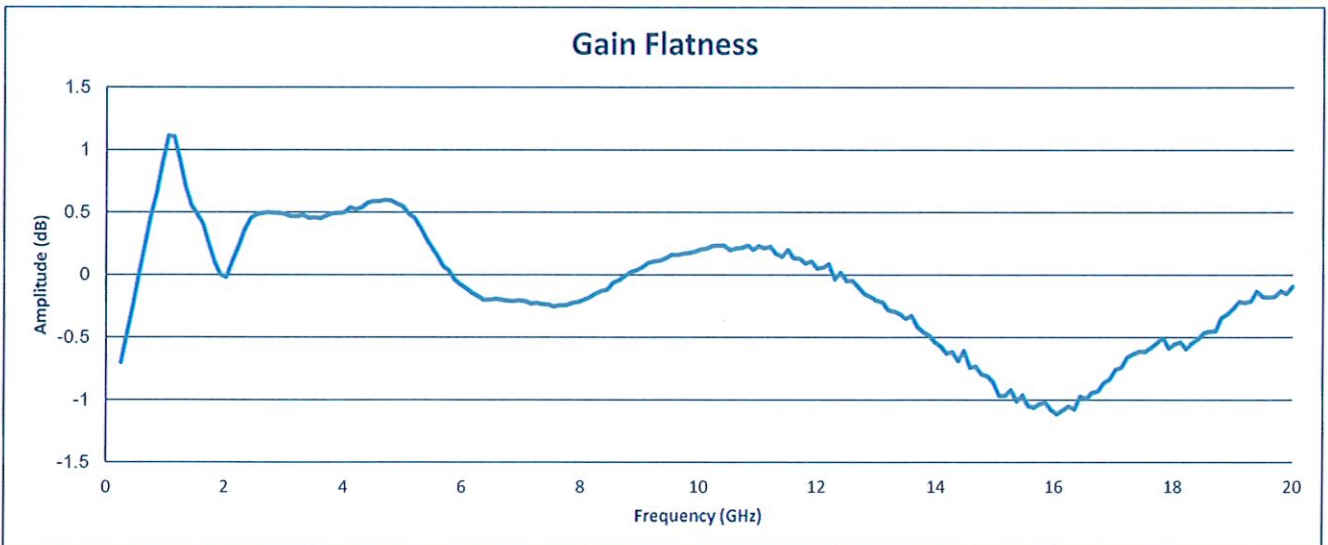
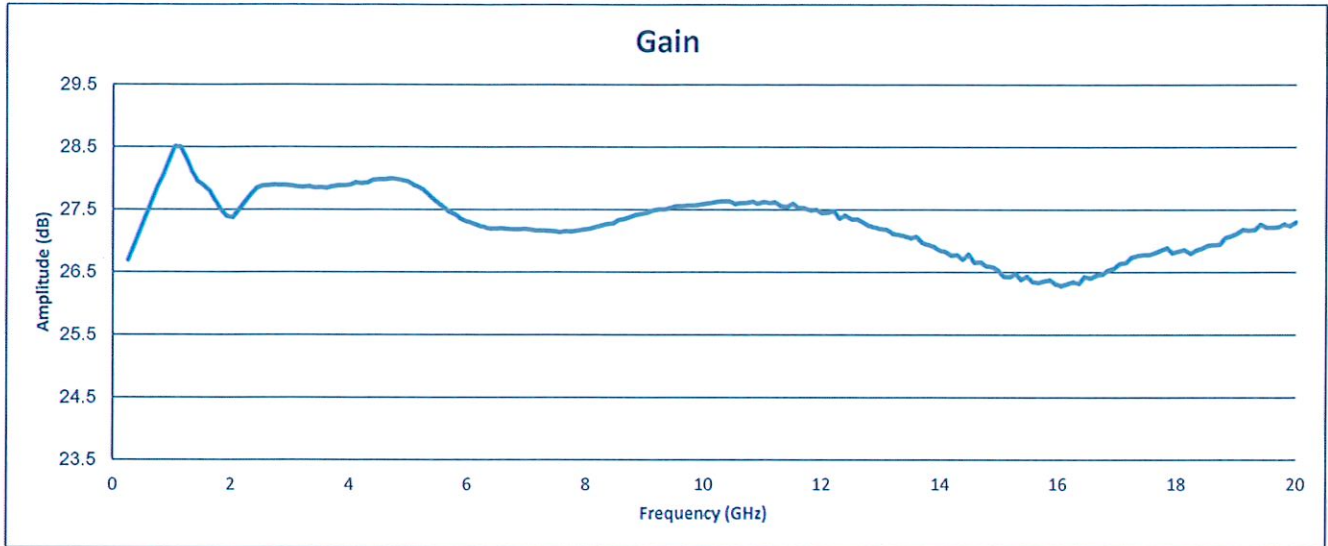
Customer: \_\_\_\_\_  
 SO No: \_\_\_\_\_  
 Model No: PEC-30-0R2520R0-5R0-22-12-SFF  
 Serial No: PL54502/2530

Tested By: W. Gonzalez  
 Temperature: +25° C  
 Date: 8/4/2025  
 Drawing No: 27633840      REV: B3

TEST ITEM NO.	PARAMETERS	SPECIFIED VALUE	Test Results	QA QC
1	Frequency Range:	0.25 to 20.0 GHz	0.25 to 20.0 GHz	PMI QA4
2	Gain:	26.5 dB Typ.	28.5 dB Max. 26.3 dB Min. See Plot	
3	Gain Flatness:	±1.5 dB Max.	±1.11 dB See Plot	
4	Noise Figure:	5.5 dB Max.	4.7 dB See Plot	
5	OP1dB:	22 dBm Min.	27.29 dBm See Graph	
6	VSWR Input/Output:	1.7:1 Max.	1.7:1 In 1.4:1 Out See Plot	
7	DC Supply:	+12 to +15 VDC @ 400 mA Typ.	+12 to +15 VDC @ 360 mA	PMI QA4

QA/QC Approval: *Carmen Kelly*

Date: 8/13/25



**SUMMARY TEST DATA  
ON  
PEC-30-0R2520R0-5R0-22-12-SFF**

