

**SUMMARY TEST DATA
ON
PE2-15-8G20G-4R0-20-SFF**

Customer: _____
 SO No: _____
 Model No: PE2-15-8G20G-4R0-20-SFF
 Serial No: PL54797/2532

Tested By: Darwin M.C.
 Temperature: +25° C
 Date: 8/6/2025
 Drawing No: 27620543 REV: A1

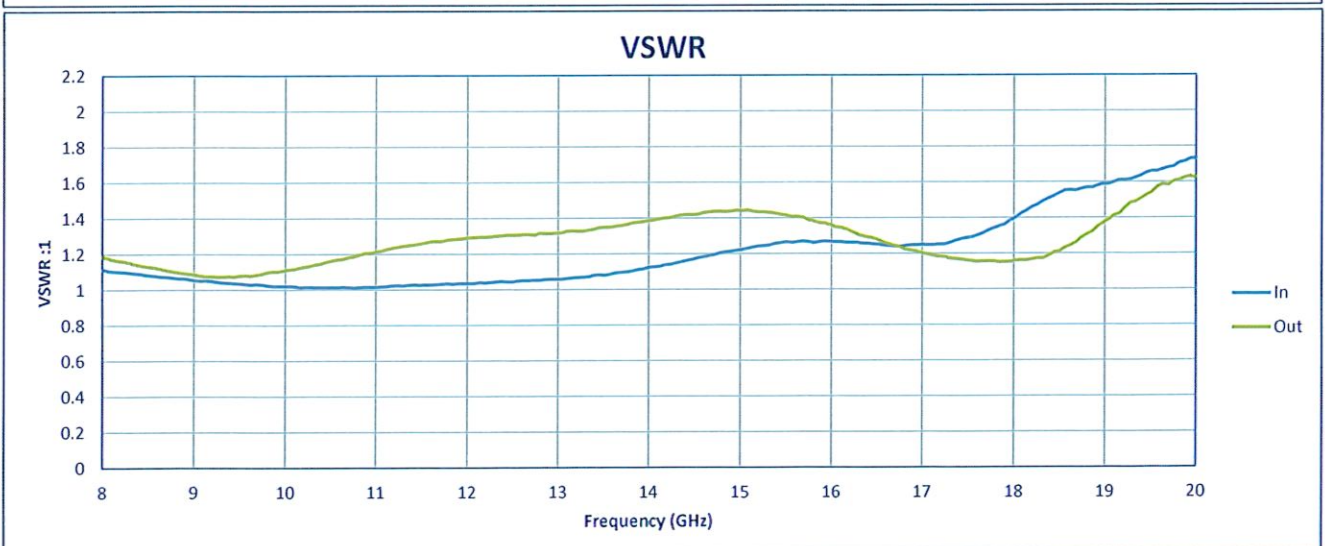
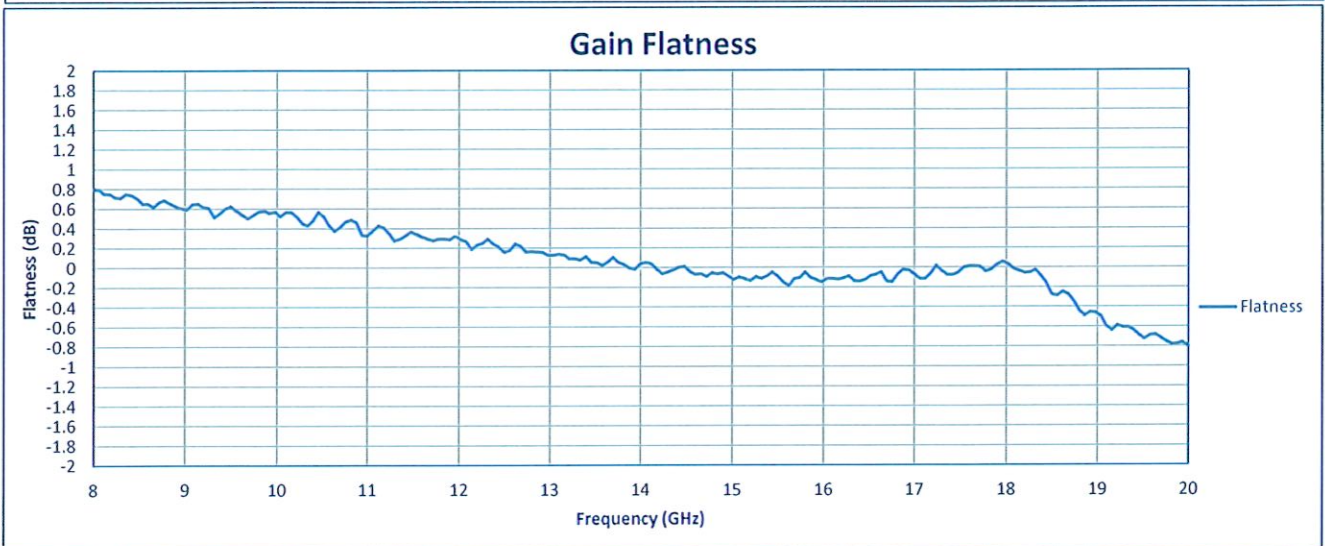
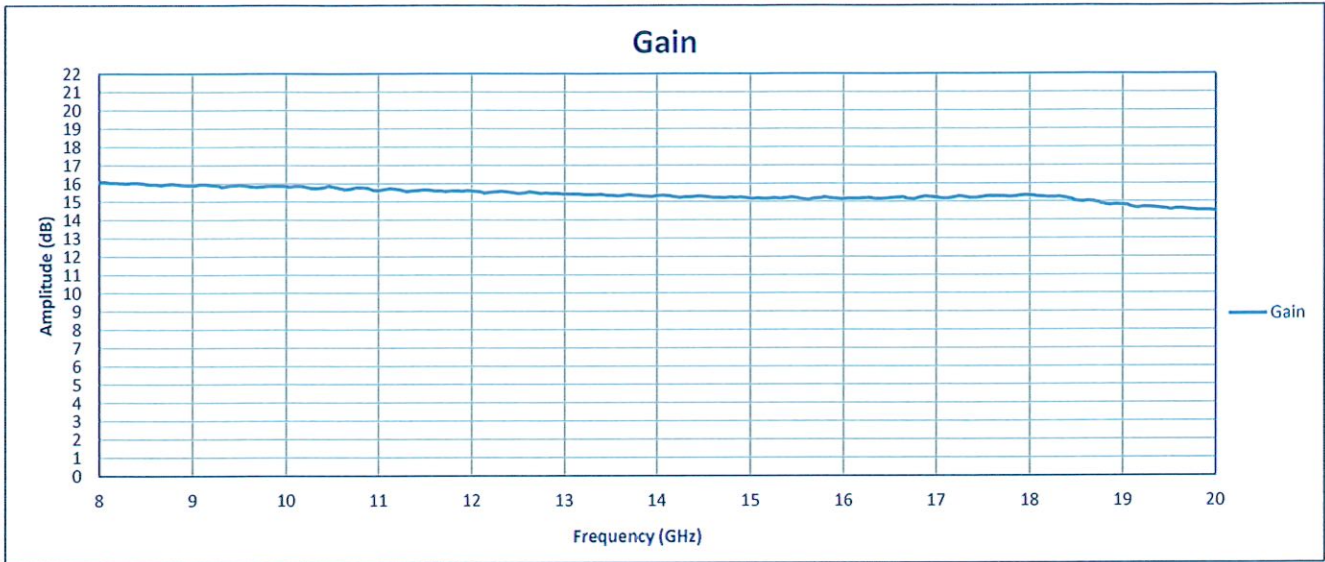
TEST ITEM NO.	PARAMETERS	SPECIFIED VALUE	Test Results	QA QC
1	Frequency Range:	8.0 - 20.0 GHz	8.0 - 20.0 GHz	PMI QA4
2	Gain:	12 dB Min. 15 dB Nominal	16.1 dB Max. 14.5 dB Min. See Graph	
3	Gain Flatness:	±1.25 dB Typ. ±1.5 dB Max.	±0.8 dB See Graph	
4	VSWR:	Input: 2.0:1 Output: 2.0:1 (Max.)	1.73:1 In 1.63:1 Out See Graph	
5	Noise Figure:	4.0 dB Typ. 5.0 dB Max.	4.23dB See Graph	
6	Input Power:	+17 dBm CW Max.	Pass See Typical Characteristics	
7	OP1dB:	+17 dBm Min. +20 dBm Typ.	21.04 dBm See Graph	
8	DC Supply:	225mA@ +11V to +15V (Nominal)	+11 to +15 VDC @ 200 mA	PMI QA4

QA/QC Approval:



Date: 8/15/25

SUMMARY TEST DATA ON PE2-15-8G20G-4R0-20-SFF



SUMMARY TEST DATA ON PE2-15-8G20G-4R0-20-SFF

